

# Anyspace Collection Price List 2017

anytime   
anyplace   
anyspace

## anyspace RECIPE BOOK



This page intentionally left blank.

## Ottomen

FULL TIME .....	6
DUO OTTOMAN .....	8

## Benches

BOOKMARK .....	9
GIZMO .....	10
ROCKY .....	11
HALF TIME .....	12
VECTOR .....	13
PRIME TIME .....	14

## Chairs&Stools

DUO CONNECTOR STOOLS .....	15
BENCHMARK .....	17
ENGAGE .....	18
CAMBRIDGE .....	20
PLATFORM .....	21
BLITZ .....	22
ROMAK .....	23
SLIDE .....	24
BELLA.....	25
GEMINI .....	26
CARLO .....	27
PUSHPOP .....	28
TOADSTOOL.....	29
FRED .....	30
BLOX .....	31
SQUIBBLES .....	32
SHROOM .....	33

## Booths&Interactive

SHIRLEY.....	34
AD LIB .....	36
FULL TIME HALFBACK .....	37
DUO CAFE COUNTER .....	38
DUO LOUNGE .....	39
DEUCE CAFÉ COUNTER.....	40
DEUCE LOUNGE .....	41

## Privacy&Occasional Tables

CHEESEWALL .....	42
BOOKMARK .....	43
CLASSICA .....	44
DUO COFFEE TABLES.....	45
DUO CONNECTOR TABLES .....	46
LEXINGTON .....	47
METRO .....	48
ORBIT .....	49
REPLAY .....	50
VECTOR.....	51
SAETH .....	52
TIMETABLE .....	53

## Tables

ALBA .....	54
ALBA FIN .....	55
PEADIQUE .....	56
GTX.....	57
OTZ.....	58
ORBIT .....	60
MILESTONE X - BASE .....	62
MILESTONE T-BASE.....	64
MILESTONE TRAPEZOID.....	68
RALLY X- BASE.....	69
RALLY T-BASE .....	70
STANCE .....	75
DERBY .....	79
ECLIPSE.....	83
ECLIPSE X-BASE .....	85
TECHNIX .....	86
ROCKFORD .....	87
ROCKFORD PICK.....	89
VECTOR.....	90
VECTOR WAVE .....	92
MALIBU .....	93
SST .....	95
SST SCIENCE .....	96
ST WOOD SCIENCE TABLE .....	97
ST WOOD SCIENCE TABLE .....	98
STELLAR .....	99
CLOVER .....	100
CIRRUS .....	101
Z TABLE .....	102
TITAN COMPUTER .....	103
MATRIX .....	104
WCT .....	105
WCT PANEL .....	106
CRAYON.....	107
DOWNTOWN.....	109

## Conference Tables

MILESTONE .....	110
ORBIT .....	114
OTZ.....	120
DERBY .....	125
STANCE .....	130
QUORUM .....	134
NOUVELLE.....	137

## Desks

TIMMY .....	146
JACK .....	147
WINGMAN .....	148
JANE .....	149
SCHOLAR .....	150
NOMAD .....	151
GTX Desk .....	152
ANCHOR .....	153
EDITOR .....	154
INTERACT .....	155
MILAN.....	156
DOMINO.....	157

## TechCarts

STOWAWAY .....	158
CONCIERGE .....	159
SAMSON .....	160

## Podiums

RICHARD .....	161
JILL .....	162
HANNIBAL.....	163
ELECTOR .....	164

## Storage

FREESTANDING & MOBILE 36"- 38" .....	165
FREESTANDING & MOBILE 48" .....	167
FREESTANDING & MOBILE 60" - 72".....	168
EWALL .....	170
BOOKCASES.....	171
CONDIMENT COUNTER .....	174

## Trash

## Receptacle

OSCAR .....	175
-------------	-----

## Accessories

ACCESSORIES .....	176
-------------------	-----

TERMS AND CONDITIONS .....	180
----------------------------	-----

# MATERIALS PROGRAM

## Standard Wood Finishes on Oak:

NO-Northern Oak  
SO-Solar Oak  
WC-Wild Cherry  
TO-Taj Oak  
CL-Cherry Loco  
EO-English Oak  
GN-Gentry Oak

## Coordinating Oak Laminates (HPL):

Northern Oak-7152-58 Formica  
Solar Oak-7816-60 Wilsonart  
Wild Cherry-7054-60 Wilsonart  
Taj Teak-WT741 Pionite  
Wild Cherry-5904-43 Formica  
Hearth Oak-WO862 Pionite  
Gentry Oak-W8323T Pionite

## Melamine (TFL):

*Coordinating PVC and HPL finishes available.*

### Group I:

Super White	Classic Maple
Charcoal	Regal Cherry
Nova Black	Solar Oak
Stainless Aluminum	

### Group II:

*Additional lead times may apply*

New England Almond	Classic Marron
Willow Grey	Classic Chocolate
Sunset Grey	
Classic Cherry	

## PVC:

*Applies to front edges as well as top and worksurface edges in 3mm PVC.*

Hardrock Maple	HM Medium Ton
Natural Oak	Hunter Green
Dove Grey	Blue
Pebble	Spectrum
HM Inner Tone	Black

## Powder Coat:

*Applies to any steel.*

### Group I:

Cream-109	Silver-809
Putty-208	Black Wrinkle-903
Stone-407	Black-912

### Group II:

*Set up charge required.*

Sand-214	Red-501
Nickel-808	Navy-5003
Yellow-508	

*\* Not all powder coats available for seating.*

## Standard Wood Finishes on Maple:

NM-Natural Maple  
IM-Ginger Maple  
OC-Oiled Cherry  
KM-Kingsley Maple  
SM-Sunset Maple  
BM-Spiced Maple  
JM-Jewel Maple

## Coordinating Maple Laminates (HPL):

Amber Maple-7012-58 Formica  
Ginger Root Maple-7288-58 Formica  
Oiled Cherry-WC241 Pionite  
Kingsley-WW011 Pionite  
Sunset-HP336 Pionite  
Afternoon Showers-HP360 Pionite  
Jewel Mahogany-Wy351-H Pionite

## Laminates:

### Formica:

Amber Maple-7012-58  
Natural Weft-5875-58  
Carrara Envision-7494-58  
Neutral Twill 8826-58  
Elemental Stone-8831-58  
Elemental Concrete-8830-58  
Citadel Warp-5882-58  
Norther Oak-7152-58  
Antique White Oxide-303-58  
Jute Gauze-7709-58  
Earthen Twill-8828-58  
Earthen Warp-5880-58  
Sarum Twill-8827-58  
Ebony Oxide-299-58

### Wilsonart:

Fusion Maple-7909-60  
Wild Cherry-7054-60  
Designer White-D354-60  
Fashion Grey-D381-60  
Grey Nebula-4622-60  
Graphite Nebula-4623-60

*\* Choose from any currently available standard high pressure laminate from [www.formica.com](http://www.formica.com) and [www.wilsonart.com](http://www.wilsonart.com)  
\*Premium patterns or surface finishes may be specified but will incur an up-charge. Please contact factory.*

## Tile Finishes:

### Marker Board Standard

White

### Premium

Almond  
Blue  
Black

## Fabric Options available at :

[www.mediatechnologies.com/products/fabric/seating](http://www.mediatechnologies.com/products/fabric/seating)

# EDGE DESCRIPTIONS

General Construction: Tops are constructed of 1-1/8" thick 45lb. industrial flake board, the face is surfaced with .050" thick high pressure laminate. A phenolic backing sheet is applied to the back to assure balanced construction. Tops are shipped predrilled for base.

Optional Light Weight: Core is made up of a hardwood rim, assembled mortise and tenon construction. The center of the top is core is honeycomb. The base attachment area is reinforced with hardwood. The face is .050" thick high pressure laminate. A phenolic backer sheet is applied for balanced construction.

Veneers: Standard veneers are red oak, maple and cherry. These are plain sliced unless otherwise requested. There are five standard finishes per species. Custom stain matches are available, \$200 list price color match. Finish is unfilled semi-gloss catalyzed lacquer.



(A) Self Edge: A laminate edge of .050" is applied before the laminate face is applied. Pricing includes the edge in the same laminate as the face. To specify the edge in a laminate other than the face laminate add 10%.



(C) 3MM PVC: Edge of 3MM PVC is hot banded to the top with 1/8" radius at the top, bottom and corners. PVC is offered in ten standard colors.



(E) 3MM Wood: Edge of 3MM Wood is hot banded to the top with a 1/8" radius at the top, bottom and corners. 3MM wood edges are available in red oak, maple or cherry, five choices of standard stain and a catalyzed lacquer top coat. Custom stains are available, \$200 list price color match.



(F) 8MM Wood: Edge of 8MM wood is hot banded to the top with a 1/16" radius at the top, bottom and corners. Wood edges are available in red oak, maple or cherry, five choices of standard stain and a catalyzed lacquer top coat. Custom stains are available, \$200 list price color match.



(G) 5/8" Wood Bullnose: Edge of 5/8" Wood is glued to the top with a 1/2" radius at the top, bottom, corners are mitered. Wood edges are available in red oak, maple or cherry, five choices of standard stain and a catalyzed lacquer top coat. Custom stains are available, \$200 list price color match. Definitions tops are also available with 2-1/4" radiused corners.



(J) 5/8" Wood Bevel: Edge of 5/8" wood is banded to the top with a 1/2" bevel at the top. Wood edges are available in red oak, maple or cherry, five choices of standard stain and a catalyzed lacquer top coat. Custom stains are available, \$200 list price color match.



(K) Knife: 1-1/2" X 1-1/4" External wood edge is applied with a 60° reverse bevel applied to the bottom. Wood edges are available in red oak, maple or cherry, five choices of standard stain and a catalyzed top coat. Custom stains are available, \$200 list price color match.



(L) Bullnose: 1-1/4" X 1-1/4" External wood bullnose edge is applied with mitered corners. Wood edges are available in red oak, maple or cherry, five choices of standard stain and a catalyzed top coat. Custom stains are available, \$200 list price color match.



(R) Reveal: 5/8" X 1-1/4" External wood edge is applied with a 3/8" radius on the top and 13° reverse bevel. Wood edges are available in red oak, maple or cherry, five choices of standard stain and a catalyzed top coat. Custom stains are available, \$200 list price color match.



(S) Flip: 1-1/2" X 1-1/4" External wood edge is applied with a 60° bevel applied to the top. Wood edges are available in red oak, maple or cherry, five choices of standard stain and a catalyzed top coat. Custom stains are available, \$200 list price color match.



(TW) Sweep Wood: 5/8" X 1" External wood edge is applied with 1-3/8" radius on the top edge and a 1/16" radius applied to the bottom edge. Wood edges are available in red oak, maple or cherry, five choices of standard stain and a catalyzed top coat. Custom stains are available, \$200 list price color match.



(WW) 30° Bevel Wood: 5/8" X 1" External wood edge is applied with a 1/8" radius on the top edge, 30° reverse bevel and 1/16" radius on the bottom edge. Wood edges are available in red oak, maple or cherry, five choices of standard stain and a catalyzed top coat. Custom stains are available, \$200 list price color match.



(W) Heritage: 5/8" X 1-1/4" External wood edge is applied with mitered corners and receive a 1/8" radius on the top and bottom edges. Wood edges are available in red oak, maple or cherry, five choices of standard stain and a catalyzed top coat. Custom stains are available, \$200 list price color match.



(Y) Mini Flip: 1" X 1" External wood edge is applied with a 60° bevel on the top edge. Wood edges are available in red oak, maple or cherry, five choices of standard stain and a catalyzed top coat. Custom stains are available, \$200 list price color match.

# FULL TIME

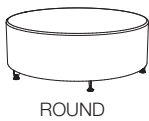
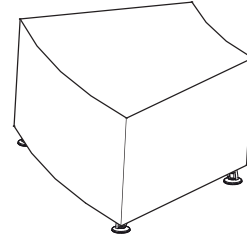
## General Specifications

**Seat:** Fully upholstered seat fabricated in round, pentagonal, square, rectangular and 30° curve shapes. Seat basis is 2" of high density foam on a 1" thick assembled frame. Visit the mediatechnologies website [www.mediatechnologies.com/products/fabric/Seating](http://www.mediatechnologies.com/products/fabric/Seating) for fabric selection options.

**Models with Leg Assemblies:** Legs are fabricated from 5/16" plate steel and include a curved profile with a square mounting plate and a pair of decorative gussets. The bottom of each leg is fitted with a threaded weld nut and 1-7/8" black leveling glide.

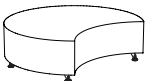
**Models with Casters:** Casters are mounted to the base with a square mounting plate. FTD-20 models receive (5) 50mm casters, all other models receive (4) or (5) 75mm casters.

**Finish:** See mediatechnologies® Finish and Color Guide for powder coat choices.



ROUND

Model Number	Base	Seat	Diameter	Seat Hgt.	Wgt. (lbs.)	COM Yd.	List Price					
							Grade 1 COM	Grade 2	Grade 3	Grade 4	Grade 5	Grade 6
FTD-20	Post	Uph	20"	18"		2	\$876	\$941	\$1,011	\$1,076	\$1,091	\$1,106
FTD-20-5C	Casters	Uph	20"	18"		2	\$776	\$841	\$911	\$976	\$991	\$1,006
FTD-36	Post	Uph	36"	18"	96	3.25	\$1,253	\$1,396	\$1,523	\$1,651	\$1,779	\$1,907
FTD-36-5C	Casters	Uph	36"	18"	96	3.25	\$1,253	\$1,396	\$1,523	\$1,651	\$1,779	\$1,907
FTD-51	Post	Uph	51"	18"	131	3.5	\$1,880	\$2,034	\$2,172	\$2,308	\$2,444	\$2,580
FTD-51-5C	Casters	Uph	51"	18"	313	3.5	\$1,880	\$2,034	\$2,172	\$2,308	\$2,444	\$2,580



CRESCENT

Model Number	Base	Seat	Depth	Width	Seat Hgt.	Wgt. (lbs.)	COM Yd.	List Price					
								Grade 1 COM	Grade 2	Grade 3	Grade 4	Grade 5	Grade 6
SCO-0020-18	Post	Uph	17"	20"	18"		2	\$776	\$876	\$976	\$1,096	\$1,232	\$1,384
SCO-0020-18-5C	Casters	Uph	17"	20"	18"		2	\$776	\$876	\$976	\$1,096	\$1,232	\$1,384
SCO-0030-18	Post	Uph	25"	30"	18"	96	3.25	\$1,345	\$1,455	\$1,554	\$1,651	\$1,738	\$1,830
SCO-0030-18-5C	Casters	Uph	25"	30"	18"	96	3.25	\$1,345	\$1,455	\$1,554	\$1,651	\$1,738	\$1,830
SCO-0051-18	Post	Uph	36"	51"	18"	103	3.5	\$1,880	\$2,034	\$2,172	\$2,308	\$2,444	\$2,580



HALF ROUND

Model Number	Base	Seat	Depth	Width	Seat Hgt.	Wgt. (lbs.)	COM Yd.	List Price					
								Grade 1 COM	Grade 2	Grade 3	Grade 4	Grade 5	Grade 6
FTHD-48	Post	Uph	24"	48"	18"			\$1,879	\$1,958	\$2,040	\$2,125	\$2,214	\$2,307
FTHD-48-4C	Casters	Uph	24"	48"	18"			\$1,879	\$1,958	\$2,040	\$2,125	\$2,214	\$2,307
FTHD-55	Post	Uph	28"	55"	18"			\$1,879	\$1,958	\$2,040	\$2,125	\$2,214	\$2,307
FTHD-55-4C	Casters	Uph	28"	55"	18"			\$1,879	\$1,958	\$2,040	\$2,125	\$2,214	\$2,307

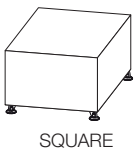


CURVE

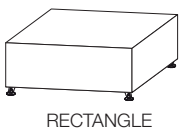
Model Number	Base	Seat	Depth	Width	Seat Hgt.	Wgt. (lbs.)	COM Yd.	List Price					
								Grade 1 COM	Grade 2	Grade 3	Grade 4	Grade 5	Grade 6
FTC-30	Post	Uph	25"	28"	18"	69	1.5	\$1,014	\$1,080	\$1,139	\$1,197	\$1,255	\$1,313
FTC-30-4C	Casters	Uph	25"	28"	18"	69	1.5	\$1,014	\$1,080	\$1,139	\$1,197	\$1,255	\$1,313
FTC2-30	Post	Uph	28"	54"	18"	140		\$1,772	\$1,845	\$1,922	\$2,003	\$2,087	\$2,174
FTC2-30-4C	Casters	Uph	28"	54"	18"	140		\$1,772	\$1,845	\$1,922	\$2,003	\$2,087	\$2,174




Model Number	Base	Seat	Depth	Width	Seat Hgt.	Wgt. (lbs.)	COM Yd.	List Price					
								Pentagon					
								Grade 1 COM	Grade 2	Grade 3	Grade 4	Grade 5	Grade 6
FTP-18	Post	Uph	28"	30"	18"	63	1.75	\$1,220	\$1,297	\$1,365	\$1,434	\$1,503	\$1,572
FTP-18-5C	Post	Uph	28"	30"	18"	63	1.75	\$1,220	\$1,297	\$1,365	\$1,434	\$1,503	\$1,572
FTP-24	Post	Uph	37"	39"	18"		2.5	\$1,401	\$1,511	\$1,609	\$1,707	\$1,805	\$1,903
FTP-24-5C	Post	Uph	37"	39"	18"		2.5	\$1,401	\$1,511	\$1,609	\$1,707	\$1,805	\$1,903



Model Number	Base	Seat	Depth	Width	Seat Hgt.	Wgt. (lbs.)	COM Yd.	List Price					
								Square					
								Grade 1 COM	Grade 2	Grade 3	Grade 4	Grade 5	Grade 6
FTS-3636	Post	Uph	36"	36"	18"	89	2.25	\$1,117	\$1,217	\$1,304	\$1,392	\$1,480	\$1,568
FTS-3636-4C	Post	Uph	36"	36"	18"	89	2.25	\$1,117	\$1,217	\$1,304	\$1,392	\$1,480	\$1,568



Model Number	Base	Seat	Depth	Width	Seat Hgt.	Wgt. (lbs.)	COM Yd.	List Price					
								Rectangle					
								Grade 1 COM	Grade 2	Grade 3	Grade 4	Grade 5	Grade 6
FTR-1836	Post	Uph	18"	36"	18"	55	1.75	\$1,029	\$1,077	\$1,130	\$1,198	\$1,266	\$1,334
FTR-1836-4C	Post	Uph	18"	36"	18"	55	1.75	\$1,029	\$1,077	\$1,130	\$1,198	\$1,266	\$1,334
FTR-2436	Post	Uph	24"	36"	18"	72	1.75	\$1,053	\$1,106	\$1,174	\$1,243	\$1,334	\$1,381
FTR-2436-4C	Post	Uph	24"	36"	18"	72	1.75	\$1,053	\$1,106	\$1,174	\$1,243	\$1,334	\$1,381



Model Number	Color	Description	Connectivity Option
			List Price
FTAZ-2P2U10-72W	White	2 simplex/2 active USB, 1 open port, 72" long cord	\$379
FTAZ-2P2U10-72B	Black	2 simplex/2 active USB, 1 open port, 72" long cord	\$379

**Required to order:** Model # including options if applicable, and fabric selection.  
**If applicable:** PVC color, wood selection and wood finish color.

# DUO OTTOMAN

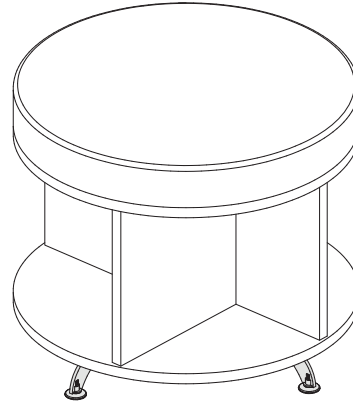
## General Specifications

**Seat:** Fully upholstered seat cushion comprised of 4" high density foam.

**Base Assembly:** The base assembly is fabricated from 1" thick Baltic birch with premium grade oak or maple faces and exposed Baltic birch edges, profiled square with a radius along the corners or 1" thick engineered wood with high-pressure laminate faces and 3mm PVC edges

**Leg Assemblies:** Legs are fabricated from 5/16" plate steel and include a curved profile with a square mounting plate. The bottom of each leg is fitted with a threaded weld nut and 1-7/8" black leveling glide.

**Finish:** See [www.mediatechnologies.com/products/fabric/Seating](http://www.mediatechnologies.com/products/fabric/Seating) for fabric choices and **mediatechnologies®** Finish and Color Guide for additional finish choices.



Benches

Chairs & Stools

Interactive Seating

Occasional Tables

Tables


Conference Tables

Desks

Technology Carts & Podiums

Storage

### Duo Ottomans

Model Number	Base Type	Base Enclosure	Finish	Seat	Seat Hgt.	Wgt. (lbs.)	COM Yd.	List Price					
								Grade 1 COM	Grade 2	Grade 3	Grade 4	Grade 5	Grade 6
<b>Round</b>													
 DUO-00300TUS-18	Post	Open	Veneer	Uph	18"	1	\$1,632	\$1,673	\$1,712	\$1,752	\$1,793	\$1,833	
DUO-00300TUSL-18	Post	Open	HPL	Uph	18"	1	\$1,374	\$1,408	\$1,441	\$1,475	\$1,509	\$1,543	
DUO-00360TUS-18	Post	Open	Veneer	Uph	18"	2	\$1,850	\$1,909	\$1,966	\$2,025	\$2,082	\$2,142	
DUO-00360TUSL-18	Post	Open	HPL	Uph	18"	2	\$1,557	\$1,607	\$1,655	\$1,705	\$1,753	\$1,803	
<b>Square</b>													
DUO-00300TUS-25	Post	Open	Veneer	Uph	25"	1	\$1,632	\$1,673	\$1,712	\$1,752	\$1,793	\$1,833	
DUO-00300TUSL-25	Post	Open	HPL	Uph	25"	1	\$1,374	\$1,408	\$1,441	\$1,475	\$1,509	\$1,543	
DUO-00360TUS-25	Post	Open	Veneer	Uph	25"	2	\$1,850	\$1,909	\$1,966	\$2,025	\$2,082	\$2,142	
DUO-00360TUSL-25	Post	Open	HPL	Uph	25"	2	\$1,557	\$1,607	\$1,655	\$1,705	\$1,753	\$1,803	
<b>Rectangle</b>													
 DUO-30300TUS-18	Post	Open	Veneer	Uph	18"	1	\$1,568	\$1,609	\$1,648	\$1,687	\$1,726	\$1,764	
DUO-30300TUSL-18	Post	Open	HPL	Uph	18"	1	\$1,320	\$1,354	\$1,387	\$1,420	\$1,453	\$1,485	
DUO-36360TUS-18	Post	Open	Veneer	Uph	18"	2	\$1,787	\$1,844	\$1,903	\$1,959	\$2,016	\$2,074	
DUO-36360TUSL-18	Post	Open	HPL	Uph	18"	2	\$1,504	\$1,552	\$1,602	\$1,649	\$1,697	\$1,746	
DUO-30300TUS-25	Post	Open	Veneer	Uph	25"	1	\$1,568	\$1,609	\$1,648	\$1,687	\$1,726	\$1,764	
DUO-30300TUSL-25	Post	Open	HPL	Uph	25"	1	\$1,320	\$1,354	\$1,387	\$1,420	\$1,453	\$1,485	
DUO-36360TUS-25	Post	Open	Veneer	Uph	25"	2	\$1,787	\$1,844	\$1,903	\$1,959	\$2,016	\$2,074	
DUO-36360TUSL-25	Post	Open	HPL	Uph	25"	2	\$1,504	\$1,552	\$1,602	\$1,649	\$1,697	\$1,746	
<b>Rectangle</b>													
 DUO-24420TUS-18	Post	Open	Veneer	Uph	18"	2	\$1,732	\$1,790	\$1,847	\$1,907	\$1,965	\$2,024	
DUO-24420TUSL-18	Post	Open	HPL	Uph	18"	2	\$1,458	\$1,507	\$1,555	\$1,605	\$1,654	\$1,704	
DUO-24420TUS-25	Post	Open	Veneer	Uph	25"	2	\$1,732	\$1,790	\$1,847	\$1,907	\$1,965	\$2,024	
DUO-24420TUSL-25	Post	Open	HPL	Uph	25"	2	\$1,458	\$1,507	\$1,555	\$1,605	\$1,654	\$1,704	

**Required to order:** Model # including options if applicable, laminate selection and powder coat color.  
**If applicable:** PVC color, wood selection and wood finish color.



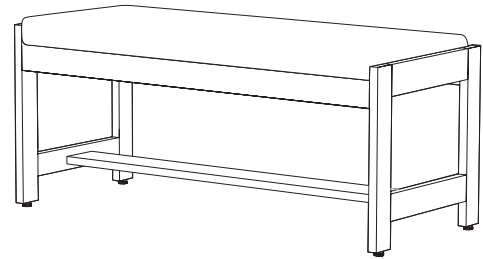
## General Specifications

**Frame:** Frame is solid wood. All joints are double doweled, screwed and glued. Frames are reinforced with solid wood corner blocks under seat. Wood stretcher spans between each front and rear leg pair, and two solid wood stretchers span between each end frame at the top and one centered on the lower end frame rails.

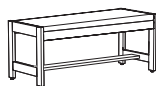
**Cushioned seat:** Interior seat construction consists of sheet webbing stretched and stapled securely to the seat frame. The seat is attached to the frame by four screws from the underside. The interior back construction consists of 2" thick polypropylene webbing stretched and stapled to a 1/2" thick backer board.

**Wood seat:** Interior seat construction consists of 1-3/8" thick solid wood made of glued up strips of wood no less than 1" or greater than 4" in width. Seat cushion is attached to bench frame via wood screws.

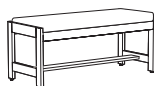
**Finish:** See **mediatechnologies®** Finish and Color Guide for choices.



Bookmark Bench													
Model Number	Base	Seat	Back	Seat Hgt.	Wgt. (lbs.)	COM Yd.	List Prices						
							All Wood	Grade 1 COM	Grade 2	Grade 3	Grade 4	Grade 5	Grade 6
BMB-1848A	Post	Wood	N/A	18"	67	N/A	\$904	ALL WOOD					
BMB-1848C	Post	Uph	N/A	18"	61	1 2/3	N/A	\$1,000	\$1,016	\$1,031	\$1,048	\$1,063	\$1,079
BMB-1860A	Post	Wood	N/A	18"	75	N/A	\$1,078	ALL WOOD					
BMB-1860C	Post	Uph	N/A	18"	68	2	N/A	\$1,106	\$1,131	\$1,158	\$1,184	\$1,211	\$1,237



Wood



Upholstered

**Required to order:** Model # including options if applicable, laminate selection and powder coat color.  
**If applicable:** PVC color, wood selection and wood finish color.

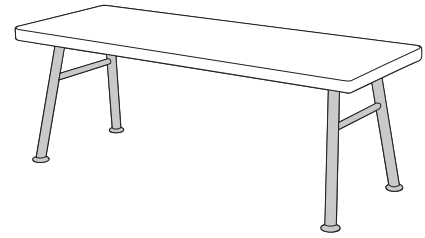
# GIZMO

## General Specifications

**Frame:** Tubular steel legs and cross-support fully welded to a 1/4" thick steel mounting plate. Mounting plate is attached to the base with wood screws.

**Seat:** Bench seat is available as 1-3/8" thick solid hardwood or as 1-3/8" solid hardwood with 2" thick upholstered seat cushion

**Finish:** See [www.mediatechnologies.com/products/fabric/Seating](http://www.mediatechnologies.com/products/fabric/Seating) for fabric choices and **mediatechnologies®** Finish and Color Guide for additional finish choices.



Gizmo Bench													
Model Number	Base	Seat	Back	Seat Hgt.	Wgt. (lbs.)	COM Yd.	List Prices						
							All Wood	Grade 1 COM	Grade 2	Grade 3	Grade 4	Grade 5	Grade 6
GB-1848A	Post	Wood	N/A	18"	67	N/A	\$935	ALL WOOD					
GB-1848C	Post	Uph	N/A	18"	61	1 2/3	N/A	\$1,037	\$1,053	\$1,070	\$1,086	\$1,102	\$1,117
GB-1860A	Post	Wood	N/A	18"	75	N/A	\$1,021	ALL WOOD					
GB-1860C	Post	Uph	N/A	18"	68	2	N/A	\$1,178	\$1,195	\$1,212	\$1,226	\$1,242	\$1,256



Wood



Upholstered

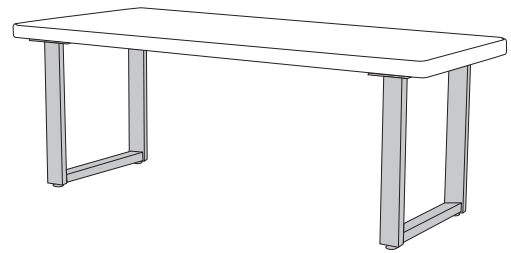
**Required to order:** Model # including options if applicable, laminate selection and powder coat color.  
**If applicable:** PVC color, wood selection and wood finish color.

## General Specifications

**Frame:** 14 gauge rectangular steel tubing leg frame assemblies are fully welded to a 1/4" thick steel mounting plate. Mounting plate is fastened to bench base with wood screws. Leg frames have welded, threaded inserts for leveling glides.

**Seat:** Bench seat is available as 1-3/8" thick solid hardwood or as 1-3/8" solid hardwood with 2" thick upholstered seat cushion

**Finish:** See [www.mediatechnologies.com/products/fabric/Seating](http://www.mediatechnologies.com/products/fabric/Seating) for fabric choices and **mediatechnologies®** Finish and Color Guide for additional finish choices.



Wood



Upholstered

Rocky Bench														
Model Number	Base	Seat	Back	Seat Hgt.	Wgt. (lbs.)	COM Yd.	List Prices							
							All Wood	Grade 1 COM	Grade 2	Grade 3	Grade 4	Grade 5	Grade 6	
RB-1848A	Post	Wood	N/A	18"	67	N/A	\$875							
RB-1848C	Post	Uph	N/A	18"	61	1 2/3	N/A	\$971	\$988	\$1,004	\$1,020	\$1,038	\$1,054	
RB-1860A	Post	Wood	N/A	18"	75	N/A	\$935							
RB-1860C	Post	Uph	N/A	18"	68	2	N/A	\$1,097	\$1,113	\$1,128	\$1,146	\$1,162	\$1,179	

**Required to order:** Model # including options if applicable, laminate selection and powder coat color.  
**If applicable:** PVC color, wood selection and wood finish color.

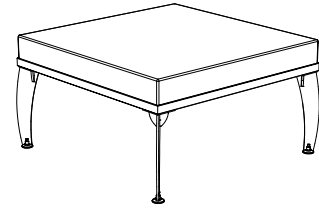
# HALF TIME

## General Specifications

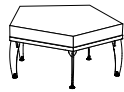
**Seat:** Fully upholstered seat cushion comprised of 2" high density foam. Seat base is 1/2" thick Baltic birch core with .050" high-pressure laminate top surface and .030" phenolic backer. Seat base edges are exposed Baltic birch, profiled square with a radius along the top and bottom.

**Legs:** Legs are fabricated from 5/16" plate steel and include a curved profile with a square mounting plate and a pair of decorative gussets. The bottom of each is fitted with a threaded weld nut and 1-7/8" black leveling glide.

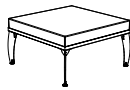
**Finish:** See **mediatechnologies®** Finish and Color Guide for choices.




HTD



HTP



HTS



HTR

HTC

Model Number	Base	Seat	Diameter	Seat Hgt.	Wgt. (lbs.)	COM Yd.	Round					
							Grade 1 COM	Grade 2	Grade 3	Grade 4	Grade 5	Grade 6
HTD-36	Post	Uph	51"	18"	53	1.75	\$1,216	\$1,297	\$1,371	\$1,437	\$1,506	\$1,574
HTD-51	Post	Uph	36"	18"	88	2	\$1,594	\$1,687	\$1,770	\$1,852	\$1,936	\$2,019

Model Number	Base	Seat	Returns	Seat Hgt.	Wgt. (lbs.)	COM Yd.	Pentagon					
							Grade 1 COM	Grade 2	Grade 3	Grade 4	Grade 5	Grade 6
HTP-18	Post	Uph	18"	18"	45	1.25	\$1,071	\$1,128	\$1,180	\$1,231	\$1,283	\$1,335
HTP-24	Post	Uph	24"	18"	59	2	\$1,295	\$1,387	\$1,470	\$1,553	\$1,636	\$1,719

Model Number	Base	Seat	Depth	Width	Seat Hgt.	Wgt. (lbs.)	COM Yd.	Square					
								Grade 1 COM	Grade 2	Grade 3	Grade 4	Grade 5	Grade 6
HTS-36	Post	Uph	36"	36"	18"	63	1.75	\$1,195	\$1,276	\$1,348	\$1,416	\$1,484	\$1,553

Model Number	Base	Seat	Depth	Width	Seat Hgt.	Wgt. (lbs.)	COM Yd.	List Price					
								Grade 1 COM	Grade 2	Grade 3	Grade 4	Grade 5	Grade 6
HTR-1836	Post	Uph	18"	36"	18"	41	1.5	\$1,041	\$1,110	\$1,172	\$1,221	\$1,259	\$1,298
HTR-2436	Post	Uph	24"	36"	18"	48	1.5	\$1,027	\$1,062	\$1,097	\$1,131	\$1,166	\$1,202

Model Number	Base	Seat	Depth	Width	Seat Hgt.	Wgt. (lbs.)	COM Yd.	List Price					
								Grade 1 COM	Grade 2	Grade 3	Grade 4	Grade 5	Grade 6
HTC-30	Post	Uph			18"			\$1,242	\$1,293	\$1,348	\$1,405	\$1,463	\$1,525
HTC-51	Post	Uph			18"			\$1,417	\$1,476	\$1,537	\$1,600	\$1,668	\$1,738

**Required to order:** Model # including options if applicable, and fabric selection.

**If applicable:** PVC color, wood selection and wood finish color.

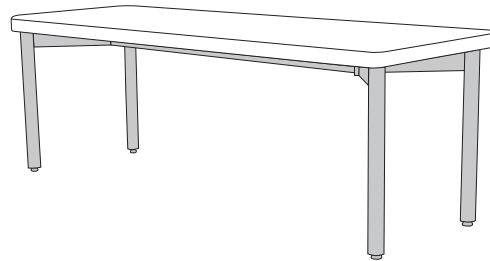
## General Specifications

**Frame:** Two 1-1/2" diameter 14 gauge steel legs are welded to a 1"x 2" steel tube frame to form a single, rigid end frame assembly. The steel tube frame consists of two angled members welded to a 1/4" steel plate. Legs are fitted with adjustable glides.

**Cushioned seat:** Interior seat construction consists of sheet webbing stretched and stapled securely to the seat frame. The seat is attached to the frame by four screws from the underside. The interior back construction consists of 2" thick polypropylene webbing stretched and stapled to a 1/2" thick backer board. Seat cushion is attached to bench frame via wood screws.

**Wood seat:** Interior seat construction consists of 1-3/8" thick solid wood made of glued up strips of wood no less than 1" or greater than 4" in width. Seat cushion is attached to bench frame via wood screws.

**Finish:** Standard powder coat on all metal parts.  
See **mediatechnologies®** Finish and Color Guide for choices.



Vector Bench													
Model Number	Base	Seat	Back	Seat Hgt.	Wgt. (lbs.)	COM Yd.	List Prices						
							All Wood	Grade 1 COM	Grade 2	Grade 3	Grade 4	Grade 5	Grade 6
VB-1848A	Post	Wood	N/A	18"	67	N/A	\$1,051	ALL WOOD					
VB-1848C	Post	Uph	N/A	18"	61	1 2/3	N/A	\$1,151	\$1,168	\$1,184	\$1,199	\$1,285	\$1,372
VB-1860A	Post	Wood	N/A	18"	75	N/A	\$1,113	ALL WOOD					
VB-1860C	Post	Uph	N/A	18"	68	2	N/A	\$1,281	\$1,298	\$1,315	\$1,330	\$1,347	\$1,362

**Required to order:** Model # including options if applicable, laminate selection and powder coat color.  
**If applicable:** PVC color, wood selection and wood finish color.

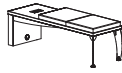
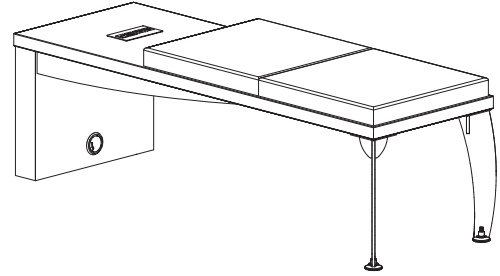
# PRIME TIME

## General Specifications

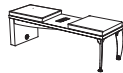
**Seat:** Upholstered seat featuring 2" high density foam on 1 3/8" thick hardwood core with .050" high-pressure laminate top surface and .030" phenolic backer. Edges are exposed Baltic birch, profiled square with a radius along the top and bottom.

**Leg and Frame Assembly:** Two legs are fabricated from 5/16" plate steel and include a curved profile with a square mounting plate and a pair of decorative gussets. The bottom of each each is fitted with a threaded weld nut and 1-7/8" black leveling glide. A decorative curved support apron is attached below the top and to a 18" W x 17" H x 3" D finished wood chase-leg for wire management with inserted 80mm grommet(s).

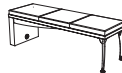
**Finish:** See **mediatechnologies®** Finish and Color Guide for choices.



PTB-1854A



PTB-1854B




PTB-1854C

								2 Cushions (A)					
								LIST PRICE					
Model Number	Base	Seat	Depth	Width	Seat Hgt.	Wgt. (lbs.)		Grade 1 COM	Grade 2	Grade 3	Grade 4	Grade 5	Grade 6
PTB-1854A	Post	Uph	18"	54"	18"	75	1.2	\$2,019	\$2,075	\$2,124	\$2,174	\$2,223	\$2,273

								2 Cushions (B)					
								LIST PRICE					
Model Number	Base	Seat	Depth	Width	Seat Hgt.	Wgt. (lbs.)		Grade 1 COM	Grade 2	Grade 3	Grade 4	Grade 5	Grade 6
PTB-1854B	Post	Uph	18"	54"	18"	75	1.2	\$2,019	\$2,075	\$2,124	\$2,174	\$2,223	\$2,273

								3 Cushions (C)					
								LIST PRICE					
Model Number	Base	Seat	Depth	Width	Seat Hgt.	Wgt. (lbs.)		Grade 1 COM	Grade 2	Grade 3	Grade 4	Grade 5	Grade 6
PTB-1854C	Post	Uph	18"	54"	18"	75	1.8	\$2,410	\$2,459	\$2,509	\$2,558	\$2,608	\$2,657

\* Electrical shown as option and will be located as shown unless specified otherwise.



Connectivity Option (for Prime Time Benches A & B)			
Model Number	Color	Description	List Price
AZ-2P2U10-72W	White	2 simplexes/2 active USB, 1 open port, 72" long cord	\$380
AZ-2P2U10-72B	Black	2 simplexes/2 active USB, 1 open port, 72" long cord	\$380

**Required to order:** Model # including options if applicable, and fabric selection.

**If applicable:** PVC color, wood selection and wood finish color.

# DUO CONNECTOR STOOLS

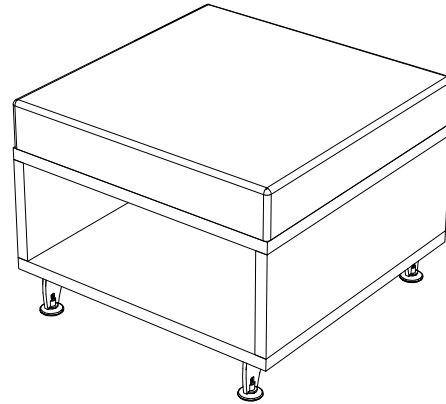
## General Specifications







**Seat:** Fully upholstered seat cushion comprised of 4" high density foam.

**Base Assembly:** The base assembly is fabricated from 1" thick Baltic birch with premium grade oak or maple faces and exposed Baltic birch edges, profiled square with a radius along the corners or 1" thick engineered wood with high-pressure laminate faces and 3mm PVC edges

**Leg Assemblies:** Legs are fabricated from 5/16" plate steel and include a curved profile with a square mounting plate. The bottom of each leg is fitted with a threaded weld nut and 1-7/8" black leveling glide.

**Finish:** See [www.mediatechnologies.com/products/fabric/Seating](http://www.mediatechnologies.com/products/fabric/Seating) for fabric choices and **mediatechnologies®** Finish and Color Guide for additional finish choices.



Duo Connector Stool													
Model Number	Base Type	Base Enclosure	Finish	Seat	Seat Hgt.	Wgt. (lbs.)	COM Yd.	List Price					
								Grade 1 COM	Grade 2	Grade 3	Grade 4	Grade 5	Grade 6
<b>Rectangle Stool</b>													
 DUC-2418-USO-18	Post	Open	Veneer	Uph	18"	1	\$1,250	\$1,290	\$1,329	\$1,370	\$1,409	\$1,449	
DUC-2418-USOL-18	Post	Open	HPL	Uph	18"	1	\$1,052	\$1,086	\$1,119	\$1,153	\$1,186	\$1,220	
DUC-2418-USO-25	Post	Open	Veneer	Uph	25"	1	\$1,335	\$1,376	\$1,416	\$1,455	\$1,493	\$1,533	
DUC-2418-USOL-25	Post	Open	HPL	Uph	25"	1	\$1,124	\$1,158	\$1,192	\$1,225	\$1,257	\$1,290	
<b>Square Stool</b>													
 DUC-2418-USC-18	Post	Closed	Veneer	Uph	18"	1	\$1,301	\$1,340	\$1,381	\$1,421	\$1,460	\$1,500	
DUC-2418-USCL-18	Post	Closed	HPL	Uph	18"	1	\$1,095	\$1,128	\$1,162	\$1,196	\$1,229	\$1,263	
DUC-2418-USC-25	Post	Closed	Veneer	Uph	25"	1	\$1,388	\$1,428	\$1,467	\$1,508	\$1,547	\$1,587	
DUC-2418-USCL-25	Post	Closed	HPL	Uph	25"	1	\$1,168	\$1,202	\$1,235	\$1,269	\$1,302	\$1,336	
<b>45 Degree Wedge Stool</b>													
 DUC-2424-USO-18	Post	Open	Veneer	Uph	18"	1	\$1,378	\$1,419	\$1,458	\$1,498	\$1,539	\$1,578	
DUC-2424-USOL-18	Post	Open	HPL	Uph	18"	1	\$1,160	\$1,194	\$1,227	\$1,261	\$1,295	\$1,328	
DUC-2424-USO-25	Post	Open	Veneer	Uph	25"	1	\$1,467	\$1,504	\$1,544	\$1,584	\$1,626	\$1,669	
DUC-2424-USOL-25	Post	Open	HPL	Uph	25"	1	\$1,235	\$1,255	\$1,300	\$1,333	\$1,369	\$1,405	
 DUC-2424-USC-18	Post	Closed	Veneer	Uph	18"	1	\$1,430	\$1,470	\$1,510	\$1,550	\$1,590	\$1,630	
DUC-2424-USCL-18	Post	Closed	HPL	Uph	18"	1	\$1,204	\$1,237	\$1,271	\$1,305	\$1,338	\$1,372	
DUC-2424-USC-25	Post	Closed	Veneer	Uph	25"	1	\$1,516	\$1,556	\$1,597	\$1,636	\$1,679	\$1,723	
DUC-2424-USCL-25	Post	Closed	HPL	Uph	25"	1	\$1,276	\$1,310	\$1,344	\$1,377	\$1,413	\$1,450	
<b>Technology Carts &amp; Podiums</b>													
 DUC-2420-USCR45-18	Post	Closed	Veneer	Uph	18"	1	\$1,819	\$1,859	\$1,898	\$1,939	\$1,979	\$2,018	
DUC-2420-USCR45L-18	Post	Closed	HPL	Uph	18"	1	\$1,531	\$1,565	\$1,598	\$1,632	\$1,666	\$1,699	
DUC-2420-USCR45-25	Post	Closed	Veneer	Uph	25"	1	\$1,870	\$1,910	\$1,949	\$1,990	\$2,041	\$2,093	
DUC-2420-USCR45L-25	Post	Closed	HPL	Uph	25"	1	\$1,574	\$1,608	\$1,641	\$1,675	\$1,718	\$1,762	
 DUC-2420-USCFR45-18	Post	Closed	Veneer	Uph	18"	1	\$1,819	\$1,859	\$1,898	\$1,939	\$1,979	\$2,018	
DUC-2420-USCFR45L-18	Post	Closed	HPL	Uph	18"	1	\$1,531	\$1,565	\$1,598	\$1,632	\$1,666	\$1,699	
DUC-2420-USCFR45-25	Post	Closed	Veneer	Uph	25"	1	\$1,870	\$1,910	\$1,949	\$1,990	\$2,041	\$2,093	
DUC-2420-USCFR45L-25	Post	Closed	HPL	Uph	25"	1	\$1,574	\$1,608	\$1,641	\$1,675	\$1,718	\$1,762	

**Required to order:** Model # including options if applicable, laminate selection and powder coat color.  
**If applicable:** PVC color, wood selection and wood finish color.

# DUO CONNECTOR STOOLS

Ottomen

Benches

Chairs & Stools

Interactive Seating

Occasional Tables

Tables


Conference Tables

Desks

Technology Carts & Podiums

Storage

## Duo Connector Stool


Model Number	Base Type	Base Enclosure	Finish	Seat	Seat Hgt.	Wgt. (lbs.)	COM Yd.	List Price					
								Grade 1 COM	Grade 2	Grade 3	Grade 4	Grade 5	Grade 6
<b>45 Degree Wedge Stool (cont'd)</b>													
 DUC-2436-USOR45-18	Post	Open	Veneer	Uph	18"	1		\$1,681	\$1,721	\$1,761	\$1,801	\$1,841	\$1,882
DUC-2436-USOR4L5-18	Post	Open	HPL	Uph	18"	1		\$1,415	\$1,449	\$1,482	\$1,516	\$1,550	\$1,584
DUC-2436-USOR45-25	Post	Open	Veneer	Uph	25"	1		\$1,731	\$1,770	\$1,810	\$1,851	\$1,898	\$1,948
DUC-2436-USOR45L-25	Post	Open	HPL	Uph	25"	1		\$1,457	\$1,490	\$1,524	\$1,558	\$1,598	\$1,640
<b>90 Degree Wedge</b>													
 DUC-2435-USCR90-18	Post	Closed	Veneer	Uph	18"	1		\$1,829	\$1,870	\$1,910	\$1,949	\$1,990	\$2,030
DUC-2435-USCR90L-18	Post	Closed	HPL	Uph	18"	1		\$1,540	\$1,574	\$1,608	\$1,641	\$1,675	\$1,709
DUC-2435-USCR90-25	Post	Closed	Veneer	Uph	25"	1		\$1,905	\$1,945	\$1,985	\$2,025	\$2,078	\$2,131
DUC-2435-USCR90L-25	Post	Closed	HPL	Uph	25"	1		\$1,604	\$1,637	\$1,671	\$1,705	\$1,749	\$1,794
 DUC-2452-USOR90-18	Post	Open	Veneer	Uph	18"	1.5		\$2,442	\$2,500	\$2,558	\$2,617	\$2,675	\$2,857
DUC-2452-USOR90L-18	Post	Open	HPL	Uph	18"	1.5		\$2,056	\$2,105	\$2,153	\$2,203	\$2,252	\$2,405
DUC-2452-USOR90-25	Post	Open	Veneer	Uph	25"	1.5		\$2,567	\$2,625	\$2,682	\$2,742	\$2,813	\$2,884
DUC-2452-USOR90L-25	Post	Open	HPL	Uph	25"	1.5		\$2,161	\$2,210	\$2,258	\$2,308	\$2,358	\$2,428




## General Specifications


**Construction:** Constructed of solid northern red oak or maple with double doweled joints. A combination of hardened screws and an additional metal fastener to form the back post to side rail joint. The back has fully mortised bent slats between upper and lower rails. Below the seat two front to back stretchers are joined by two side to side stretchers. Chairs are reinforced with screws and solid wood corner block under the seat. Curved parts are steam bent.

**Finish:** Available with either saddled wood seat or upholstered seat. See **mediatechnologies®** Finish and Color Guide for choices.



Benchmark														
Model Number	Base	Seat	Back	Seat Hgt.	Wgt. (lbs.)	COM Yd.	List Prices							
							All Wood	Grade 1 COM	Grade 2	Grade 3	Grade 4	Grade 5	Grade 6	
 KS-18A	Post	Wood	Wood	17.5"	22	N/A	\$368							
KS-18C	Post	Uph	Wood	17.5"	22	1/2	N/A	\$425	\$439	\$443	\$450	\$511	\$526	

chair

Benchmark														
Model Number	Base	Seat	Back	Seat Hgt.	Wgt. (lbs.)	COM Yd.	List Prices							
							All Wood	Grade 1 COM	Grade 2	Grade 3	Grade 4	Grade 5	Grade 6	
 KS-30A	Post	Wood	Wood	30"	29	N/A	\$482							
KS-30C	Post	Uph	Wood	30"	29	1/2	N/A	\$549	\$565	\$581	\$595	\$621	\$648	

stool

**Required to order:** Model # including options if applicable, laminate selection and powder coat color.  
**If applicable:** PVC color, wood selection and wood finish color.

# ENGAGE

## General Specifications

**Seat:** Engage seat is constructed with 4/4 Alder hardwood and is glued and stapled. 4/4 hardwood corner blocks are glued and stapled to the inner seat frame. The seat is then prepared with heavy duty web suspension for support and is covered with 5" of foam with 1.8 density and a 36 ILD rating.

**Back:** The back is constructed with 4/4 Alder hardwood and is glued and stapled. 4/4 hardwood corner blocks are glued and stapled to the inner back frame. The back is then prepared with heavy duty web struts and covered with emelin for added support. The back is then covered with 2.5" of foam with 1.8 density and a 24 ILD rating. The back is secured to the seat with T-nuts and 4 bolts.

**Arms:** are constructed with 4/4, 5/4 and 6/4 Alder hardwood and is glued and stapled. 4/4 hardwood corner blocks are glued and stapled to the inner frame. The arms are then prepared with emelin and covered with 1/2" of foam. Arms are attached to the seat and back frame with T-nuts and 3 bolts. **Note:** Arms are identified as "right" or "left" from the perspective of one who is seated in the seat.

### Leg Designation:

- 4D - 4 Metal Legs
- 2D - 2 Metal Front Legs & 2 Casters
- 4W - 4 Wood Legs
- 2W - 2 Wood Front Legs & 2 Casters
- 4C - 4 Casters

**Metal Legs:** Legs are fabricated from 5/16" plate steel and include a curved profile with a square mounting plate and a pair of decorative gussets. The bottom of each leg is fitted with a threaded weld nut and a 1-7/8" black levelling glide.

**Wood Legs:** 3-1/2" Sq Solid Hardwood Tapered Foot 3-1/2"H. Fastens to bottom of seat using 5/16-18 fastener & hardwood dowels. Can be finished any desired wood stain.

**Casters:** Casters are Softec, twin-wheel, 75mm diameter and non-locking. All models that include casters also receive a lift handle mounted to the rear of the seat back.

**Connectivity Options:** Engage Seating can be fitted with connectivity accessories on the right or left side of the seat. Use the suffix -ER to indicate connectivity location to be the right side or use -EL to indicate connectivity location to be the left side. **Note:** "Right" and "left" are determined from the perspective of one who is seated in the seat.



EN-3029



ENL-2829



ENR-2829



ENA-2529



ENATR-2529



ENAW-3035

### List Prices

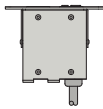
Model Number	Base	Seat	Back	Seat hgt.	Arms	Wgt.	COM Yd.	List Prices						
								Grade 1 COM	Grade 2	Grade 3	Grade 4	Grade 5	Grade 6	
EN-3029-(grade)-4D	4 Metal													
EN-3029-(grade)-2D	2 Metal, 2 Casters													
EN-3029-(grade)-4W	4 Wood	Uph	Uph	18"	Right & Left	53	4 1/4	\$2,039	\$2,139	\$2,322	\$2,451	\$2,633	\$2,765	
EN-3029-(grade)-2D	2 Wood, 2 Casters													
EN-3029-(grade)-4C	4 Casters													
ENL-2829-(grade)-4D	4 Metal													
ENL-2829-(grade)-2D	2 Metal, 2 Casters													
ENL-2829-(grade)-4W	4 Wood	Uph	Uph	18"	Left	45	3 1/2	\$1,869	\$1,959	\$2,090	\$2,195	\$2,347	\$2,455	
ENL-2829-(grade)-2W	2 Wood, 2 Casters													
ENL-2829-(grade)-4C	4 Casters													
ENR-2829-(grade)-4D	4 Metal													
ENR-2829-(grade)-2D	2 Metal, 2 Casters													
ENR-2829-(grade)-4W	4 Wood	Uph	Uph	18"	Right	45	3 1/2	\$1,869	\$1,959	\$2,090	\$2,195	\$2,347	\$2,455	
ENR-2829-(grade)-2W	2 Wood, 2 Casters													
ENR-2829-(grade)-4C	4 Casters													
ENA-2529-(grade)-4D	4 Metal													
ENA-2529-(grade)-2D	2 Metal, 2 Casters													
ENA-2529-(grade)-4W	4 Wood	Uph	Uph	18"	No	34	2 3/4	\$1,698	\$1,778	\$1,858	\$1,938	\$2,060	\$2,141	
ENA-2529-(grade)-2W	2 Wood, 2 Casters													
ENA-2529-(grade)-4C	4 Casters													
ENATR-2529-(grade)-4D	4 Metal													
ENATR-2529-(grade)-2D	2 Metal, 2 Casters													
ENATR-2529-(grade)-4W	4 Wood	Uph	Uph	18"	Tablet Arm, Right	34	2 3/4	\$1,998	\$2,078	\$2,158	\$2,238	\$2,360	\$2,441	
ENATR-2529-(grade)-2W	2 Wood, 2 Casters													
ENATR-2529-(grade)-4C	4 Casters													
ENAW-3035-(grade)-4D	4 Metal													
ENAW-3035-(grade)-2D	2 Metal, 2 Casters													
ENAW-3035-(grade)-4W	4 Wood	Uph	Uph	18"	No	34	5	\$2,359	\$2,359	\$2,772	\$3,139	\$3,578	\$3,953	
ENAW-3035-(grade)-2W	2 Wood, 2 Casters													
ENAW-3035-(grade)-4C	4 Casters													

**Required to order:** Model # including options if applicable, laminate selection and powder coat color.  
**If applicable:** PVC color, wood selection and wood finish color.

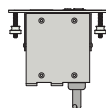



Model Number	Base	Seat	Back	Seat hgt.	Arms	Wgt.	COM Yd.	List Prices						
								Grade 1 COM	Grade 2	Grade 3	Grade 4	Grade 5	Grade 6	
EN-5329-(grade)-4D	4 Metal													
EN-5329-(grade)-2D	2 Metal, 2 Casters													
EN-5329-(grade)-4W	4 Wood	Uph	Uph	18"	Right & Left	75	5 1/2	\$2,824	\$3,042	\$3,325	\$3,564	\$3,881	\$4,125	
EN-5329-(grade)-2W	2 Wood, 2 Casters													
EN-5329-(grade)-4C	4 Casters													
ENL-5129-(grade)-4D	4 Metal													
ENL-5129-(grade)-2D	2 Metal, 2 Casters													
ENL-5129-(grade)-4W	4 Wood	Uph	Uph	18"	Left	65	4 3/4	\$2,625	\$2,834	\$3,076	\$3,295	\$3,586	\$3,810	
ENL-5129-(grade)-2W	2 Wood, 2 Casters													
ENL-5129-(grade)-4C	4 Casters													
ENR-5129-(grade)-4D	4 Metal													
ENR-5129-(grade)-2D	2 Metal, 2 Casters													
ENR-5129-(grade)-4W	4 Wood	Uph	Uph	18"	Right	65	4 3/4	\$2,625	\$2,834	\$3,076	\$3,295	\$3,586	\$3,810	
ENR-5129-(grade)-2W	2 Wood, 2 Casters													
ENR-5129-(grade)-4C	4 Casters													
ENA-4829-(grade)-4D	4 Metal													
ENA-4829-(grade)-2D	2 Metal, 2 Casters													
ENA-4829-(grade)-4W	4 Wood	Uph	Uph	18"	No	56	4	\$2,426	\$2,626	\$2,826	\$3,026	\$3,292	\$3,496	
ENA-4829-(grade)-2W	2 Wood, 2 Casters													
ENA-4829-(grade)-4C	4 Casters													

## Connectivity Option



Model Number	Description	List Price
<b>DUET</b>		
<b>In-surface, rectangular panel, Upholstery, Face-mount (2" x 3.25" cutout, 3.75" between mounting holes)</b>		
ADUF-1P2U-72-B	1 AC receptacle, Dual USB port, 72" cord, Black Plate	\$278.00
ADUF-1P2U-72-S	1 AC receptacle, Dual USB port, 72" cord, Silver Powdercoat Plate	\$278.00
ADUF-1P2U-72-W	1 AC receptacle, Dual USB port, 72" cord, White Plate	\$278.00
ADUF-1P2U-120-B	1 AC receptacle, Dual USB port, 120" cord, Black Plate	\$285.00
ADUF-1P2U-120-S	1 AC receptacle, Dual USB port, 120" cord, Silver Powdercoat Plate	\$285.00
ADUF-1P2U-120-W	1 AC receptacle, Dual USB port, 120" cord, White Plate	\$285.00
<b>In-surface, rectangular panel, Upholstery, Clamp (2" x 3.25" cutout, 3.75")</b>		
ADUC-1P2U-72-B	1 AC receptacle, Dual USB port, 72" cord, Black Plate	\$353.00
ADUC-1P2U-72-S	1 AC receptacle, Dual USB port, 72" cord, Silver Powdercoat Plate	\$353.00
ADUC-1P2U-72-W	1 AC receptacle, Dual USB port, 72" cord, White Plate	\$353.00
ADUC-1P2U-120-B	1 AC receptacle, Dual USB port, 120" cord, Black Plate	\$360.00
ADUC-1P2U-120-S	1 AC receptacle, Dual USB port, 120" cord, Silver Powdercoat Plate	\$360.00
ADUC-1P2U-120-W	1 AC receptacle, Dual USB port, 120" cord, White Plate	\$360.00
<b>In-surface, rectangular panel, Upholstery, Hidden-mount (2" x 3.25" cutout, 3.875" between 10/32 stud mounting holes)</b>		
ADUH-1P2U-72-B	1 AC receptacle, Dual USB port, 72" cord, Black Plate	\$289.00
ADUH-1P2U-72-S	1 AC receptacle, Dual USB port, 72" cord, Silver Powdercoat Plate	\$289.00
ADUH-1P2U-72-W	1 AC receptacle, Dual USB port, 72" cord, White Plate	\$289.00
ADUH-1P2U-120-B	1 AC receptacle, Dual USB port, 120" cord, Black Plate	\$296.00
ADUH-1P2U-120-S	1 AC receptacle, Dual USB port, 120" cord, Silver Powdercoat Plate	\$296.00
ADUH-1P2U-120-W	1 AC receptacle, Dual USB port, 120" cord, White Plate	\$296.00




# CAMBRIDGE

## General Specifications

**Frames:** Constructed of solid northern red oak or maple with double doweled joints and a combination of hardened screws and an additional metal fastener from the back post to side rail joint. The top of the chair back comes standard with decorative 2" diameter hole. Back has fully mortised bent slats between outside vertical chair rails (slats run horizontally). Below the seat, two front to back stretchers are joined by two side to side stretchers. Chairs are reinforced with screws and solid wood corner block under the seat. Curved parts are steam bent.

**Seats:** Wood seats are saddle contoured and upholstered seats include webbed construction for maximum comfort.

**Finish:** Please visit [www.mediatechnologies.com/products/fabric/seating](http://www.mediatechnologies.com/products/fabric/seating) for available fabrics. See **mediatechnologies®** Finish and Color Guide for choices.



### Cambridge Chairs

Model Number	Base	Seat	Back	Seat Ht.	Wgt.	COM Yd.	List Prices						
							All Wood	Grade 1 COM	Grade 2	Grade 3	Grade 4	Grade 5	Grade 6
C-18A	Post	Wood	Wood	17.5"	23	N/A	\$433	*ALL WOOD*					
C-18C	Post	Uph	Wood	17.5"	23	1/2	N/A	\$482	\$494	\$499	\$515	\$587	\$604



18A



18C

### Cambridge Stools

Model Number	Base	Seat	Back	Seat Ht.	Wgt.	COM Yd.	List Prices						
							All Wood	Grade 1 COM	Grade 2	Grade 3	Grade 4	Grade 5	Grade 6
CS-30A	Post	Wood	Wood	30"	29	N/A	\$519	*ALL WOOD*					
CS-30C	Post	Uph	Wood	30"	29	1/2	N/A	\$572	\$585	\$591	\$599	\$686	\$702



30A



30C

**Required to order:** Model # including options if applicable, laminate selection and powder coat color.  
**If applicable:** PVC color, wood selection and wood finish color.

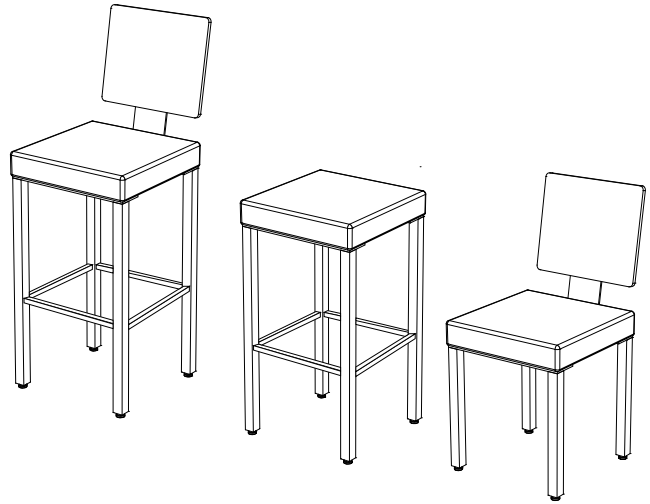
Ottomen  
 Benches  
 Chairs & Stools  
 Interactive Seating  
 Occasional Tables  
 Tables  
 Conference Tables  
 Desks  
 Technology Carts & Podiums  
 Storage

## General Specifications

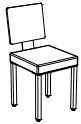
**Upholstered Seat:** Seat cushions are 3" high-density upholstery grade foam on a ¾" engineered wood base with a TFL face. Vinyl and fabric upholstery is available. Seat is bolted to frame using metal-to-metal connection.

**Seat Back:** Seat back is fabricated of 1" thick Baltic birch with laminate, premium oak or maple veneer faces. Seat back edges are exposed Baltic birch tapered and profiled with a radius along the corners. Seat backs are bolted to a flat metal mounting "L" bracket. The "L" bracket is bolted to the bottom of the seat cushion and chair frame using metal-to-metal connection.

**Frame:** The frame assembly is comprised of 1.25" square 14-gauge powder coated steel tubing. The 15.75"W x 15.75"D x 28.75"H frame (including levelers) is completely welded. Frame includes a welded steel foot rail.

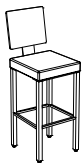


Model Number	Base	Seat	Back	Seat Hgt.	Wgt. (lbs.)	COM Yd.	List Prices						
							All Wood	Grade 1 COM	Grade 2	Grade 3	Grade 4	Grade 5	Grade 6
PL-19C	Post	Uph	Wood	19		0.5	N/A	\$610	\$635	\$650	\$670	\$690	\$710
PL-19CL	Post	Uph	HPL	19		0.5	N/A	\$610	\$635	\$650	\$670	\$690	\$710



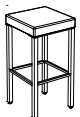
Chair

Model Number	Base	Seat	Back	Seat Hgt.	Wgt. (lbs.)	COM Yd.	Platform Stool List Prices						
							All Wood	Grade 1 COM	Grade 2	Grade 3	Grade 4	Grade 5	Grade 6
PLS-31C	Post	Uph	Wood	31	23	0.5	N/A	\$720	\$745	\$760	\$780	\$800	\$820
PLS-31LC	Post	Uph	HPL	31	23	0.5	N/A	\$720	\$745	\$760	\$780	\$800	\$820



Stool

Model Number	Base	Seat	Back	Seat Hgt.	Wgt. (lbs.)	COM Yd.	Platform Backless Stool List Prices						
							All Wood	Grade 1 COM	Grade 2	Grade 3	Grade 4	Grade 5	Grade 6
PLBS-31C	Post	Uph	N/A	31		1	N/A	\$570	\$595	\$610	\$630	\$650	\$670



Backless Stool


**Required to order:** Model # including options if applicable, laminate selection and powder coat color.  
**If applicable:** PVC color, wood selection and wood finish color.

## General Specifications

**Chairs & Stools:** Feature 2" of high resilience upholstery foam and or wood seat/back. 1 1/4" metal tube and our premium nylon glides. Wood seats are made of 1" select beech wood. Technical bulletin CAL 117 Fire Retardant upholstery materials are standard.

**Frame:** Joints are hand-tailored, coped and brazed. All Metal chairs have an oven-baked epoxy/polyester finish. Seat heights available in 19", stool heights available are 24" and 31"

**Finish:** Standard powder coat on all metal parts is black; other colors may be specified. See **mediatechnologies®** Finish and Color Guide for choices.



Ottomen  
Benches  
Chairs & Stools  
Interactive Seating  
Occasional Tables  
Tables  
Conference Tables  
Desks  
Technology Carts & Podiums  
Storage

							Blitz						
Model Number	Base	Seat	Back	Seat Hgt.	Wgt. (lbs.)	COM Yd.	List Prices						
							All Wood	Grade 1 COM	Grade 2	Grade 3	Grade 4	Grade 5	Grade 6
BZ-18A	Post	Wood	Wood	19"	30	N/A	\$498	ALL WOOD					
BZ-18B	Post	Wood	Uph	19"	30	2/3	N/A	\$537	\$548	\$556	\$564	\$574	\$582
BZ-18C	Post	Uph	Wood	19"	30	2/3	N/A	\$477	\$488	\$495	\$504	\$512	\$521
BZ-18D	Post	Uph	Uph	19"	30	1	N/A	\$562	\$587	\$611	\$628	\$645	\$661



BZ-18E	Post	Wood	Metal	19"	30	N/A	\$447	ALL WOOD					
BZ-18F	Post	Uph	Metal	19"	30	2/3	N/A		\$477	\$492	\$510	\$528	\$546



BZS-30A	Post	Wood	Wood	31"	35	N/A	\$623	ALL WOOD					
BZS-30B	Post	Wood	Uph	31"	35	2/3	N/A	\$660	\$674	\$681	\$690	\$699	\$709
BZS-30C	Post	Uph	Wood	31"	35	2/3	N/A	\$586	\$598	\$608	\$616	\$625	\$633
BZS-30D	Post	Uph	Uph	31"	35	1	N/A	\$679	\$704	\$706	\$745	\$761	\$779



BZS-30E	Post	Wood	Metal	31"	35	N/A	\$539	ALL WOOD					
BZS-30F	Post	Uph	Metal	31"	35	2/3	N/A	\$500	\$513	\$521	\$530	\$540	\$549



**Required to order:** Model # including options if applicable, laminate selection and powder coat color.  
**If applicable:** PVC color, wood selection and wood finish color.

## General Specifications

**Seat:** Seat is a formed veneered plywood shell. Optional HPL shell is also available. Mounting hardware that secures shell to frame is fastened to the underside of the shell with wood screws.

**Frame:** The frame assembly is chrome steel tubing. The frame is completely welded and each leg is capped.



							Romak
	Model Number	Base	Seat	Back	Seat Hgt.	Wgt. (lbs.)	List Prices
	RM-18A	Post	Wood	Wood	18	10	\$409
	RM-18L	Post	HPL	HPL	18	10	\$409
	RMS-30A	Post	Wood	Wood	30	15	\$627
	RMS-30L	Post	HPL	HPL	30	15	\$627

**Minimum Order Quantity:** 10 Pieces per line item

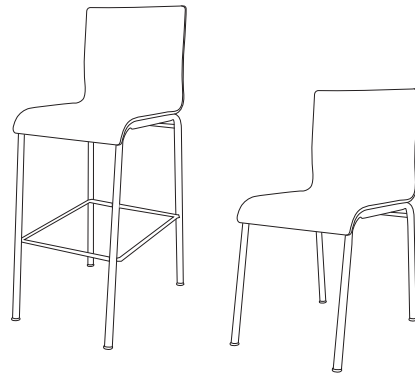
# SLIDE




## General Specifications

Seat: Seat is a formed veneered plywood shell. Optional HPL shell is also available. Seat is also available in a fully upholstered model or with an upholstered seat cushion. Seat is fastened to frame-mounting hardware with wood screws.




Frame: Fully welded frame and leg are constructed 1" diameter 16-gauge powder coated steel tubing. Legs for chairs are available with glides or casters and stools are available with glides.

See mediatechnologies website for fabric and finish and color guide for finish options.






								Slide						
Model Number	Base	Seat	Back	Seat Hgt.	Wgt. (lbs.)	COM Yd.	List Prices							
							All Wood	Grade 1 COM	Grade 2	Grade 3	Grade 4	Grade 5	Grade 6	
 SL-19A	Post	Wood	Wood	19	16	N/A	\$463				ALL WOOD			
SL-19L	Post	HPL	HPL	19	16	N/A	\$463				LAMINATE			
 SL-19AC	Post	Uph.	Wood	19	16	0.5	N/A	\$673	\$698	\$738	\$778	\$818	\$858	
SL-19LC	Post	Uph.	HPL	19	16	0.5	N/A	\$673	\$698	\$738	\$778	\$818	\$858	
 SL-19D	Post	Uph.	Uph.	19	16	1.25	N/A	\$708	\$758	\$828	\$898	\$968	\$1,038	

								Slide Mobile						
Model Number	Base	Seat	Back	Seat Hgt.	Wgt. (lbs.)	COM Yd.	List Prices							
							All Wood	Grade 1 COM	Grade 2	Grade 3	Grade 4	Grade 5	Grade 6	
 SLM-19A	Post/caster	Wood	Wood	19	16	N/A	\$493				ALL WOOD			
SLM-19L	Post/caster	HPL	HPL	19	16	N/A	\$493				LAMINATE			
 SLM-19AC	Post/caster	Uph.	Wood	19	16	0.5	N/A	\$703	\$728	\$768	\$808	\$848	\$888	
SLM-19LC	Post/caster	Uph.	HPL	19	16	0.5	N/A	\$703	\$728	\$768	\$808	\$848	\$888	
 SLM-19D	Post/caster	Uph.	Uph.	19	16	1.25	N/A	\$738	\$788	\$858	\$928	\$998	\$1,068	

								Slide Stool						
Model Number	Base	Seat	Back	Seat Hgt.	Wgt. (lbs.)	COM Yd.	List Prices							
							All Wood	Grade 1 COM	Grade 2	Grade 3	Grade 4	Grade 5	Grade 6	
 SLS-31A	Post	Wood	Wood	31	19	N/A	\$553				ALL WOOD			
SLS-31L	Post	HPL	HPL	31	19	N/A	\$553				LAMINATE			
 SLS-31AC	Post	Uph.	Wood	31	19	0.5	N/A	\$763	\$788	\$828	\$868	\$908	\$948	
SLS-31LC	Post	Uph.	HPL	31	19	0.5	N/A	\$763	\$788	\$828	\$868	\$908	\$948	
 SLS-31D	Post	Uph.	Uph.	31	19	1.25	N/A	\$798	\$848	\$918	\$988	\$1,058	\$1,128	

Minimum Order Quantity: 10 Pieces per line item


Required to order: Model # including options if applicable, laminate selection and powder coat color.  
If applicable: PVC color, wood selection and wood finish color.



## General Specifications

**Seat:** Seat is a formed veneered plywood shell. Optional HPL shell is also available. Mounting hardware that secures shell to frame is fastened to the underside of the shell with wood screws.

**Frame:** The frame assembly is comprised of 1", 16-gauge powder coated square steel tubing. The frame is completely welded. Tap-in ABS glide. The stool height frame includes a welded foot rail.



							Bella
Model Number	Base	Seat	Back	Seat Hgt.	Wgt. (lbs.)	List Prices	
BE-19A	Post	Maple	Maple	19	17	\$470	
BE-19L	Post	HPL	HPL	19	17	\$470	
BES-31A	Post	Maple	Maple	31	21	\$560	
BES-31L	Post	HPL	HPL	31	21	\$560	

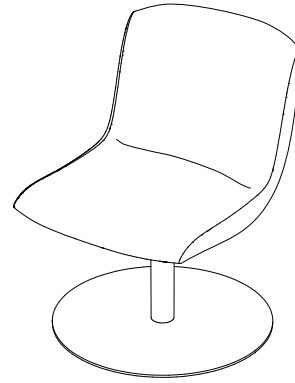
**Minimum Order Quantity:** 10 Pieces per line item

**Required to order:** Model # including options if applicable, laminate selection and powder coat color.  
**If applicable:** PVC color, wood selection and wood finish color.

# GEMINI

## General Specifications

**Note:** Seat is fully upholstered with a stainless steel frame, 3" stainless steel column and a 24" disc base fitted with felt pads.



													Gemini	
Model Number	Base	Seat	Back	Seat Hgt.	Wgt. (lbs.)	COM Yd.	List Prices							
							All Wood	Grade 1 COM	Grade 2	Grade 3	Grade 4	Grade 5	Grade 6	
GM-17D	Disc	Uph	Uph	17"		3	N/A	\$1,891	\$1,955	\$2,020	\$2,091	\$2,962	\$3,060	

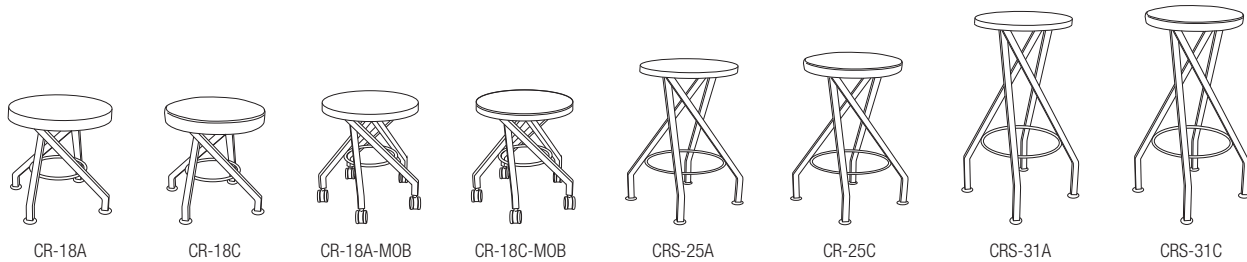
**Required to order:** Model # including options if applicable, laminate selection and powder coat color.  
**If applicable:** PVC color, wood selection and wood finish color.

## General Specifications

**Seat:** seat is available as 15" diameter 1" thick Baltic Birch Ply with exposed edges or as a fully upholstered 15" diameter seat with an engineered wood base with 2" high-density upholstery foam. Seat and base are fastened with wood screws. See mediatechnologies website for fabric selection options.

See mediatechnologies finish and color guide for finish options.

**Leg and Base:** legs are 14-gauge, 1-1/4" square powder coated steel tube welded to a 3/16" thick round steel base mounting plate. Legs are tied together with a 1/4" diameter ring welded to each leg. Each leg is capped and fitted with levelling glides or casters on the -MOB model.



Model Number	Base	Seat	Back	Seat Hgt.	Wgt. (#'s)	COM Yd.	List Prices							
							All Wood	Grade 1 COM	Grade 2	Grade 3	Grade 4	Grade 5	Grade 6	
CR-18A	4 Post	Wood	N/A	18"	12	N/A	\$317							* ALL WOOD *
CR-18C	4 Post	Uph	N/A	18"	12	2/3	N/A	\$353	\$375	\$387	\$429	\$472	\$514	
CR-18A-MOB	5 Post/Casters	Wood	N/A	18"	16	N/A	\$372							* ALL WOOD *
CR-18C-MOB	5 Post/Casters	Uph	N/A	18"	16	2/3	N/A	\$400	\$422	\$435	\$477	\$519	\$560	
CRS-25A	4 Post	Wood	N/A	25"	15	N/A	\$417							* ALL WOOD *
CRS-25C	4 Post	Uph	N/A	25"	15	2/3	N/A	\$443	\$463	\$477	\$519	\$560	\$603	
CRS-31A	4 Post	Wood	N/A	31"	16	N/A	\$443							* ALL WOOD *
CRS-31C	4 Post	Uph	N/A	31"	16	2/3	N/A	\$480	\$500	\$513	\$555	\$604	\$656	

**Required to order:** Model # including options if applicable, laminate selection and powder coat color.  
**If applicable:** PVC color, wood selection and wood finish color.

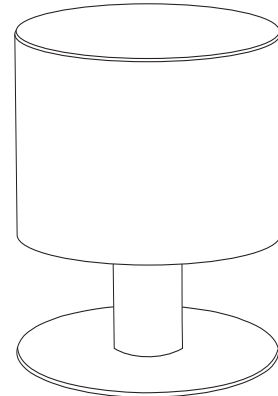
# PUSHPOP

## General Specifications

**Base:** 3" diameter round metal tube column with 18" in diameter, 1/4" plating-grade steel base fitted with ABS inserts. Optional levelling glides available at an additional charge.

**Stool:** Webbed seat. 2" of high-resilience upholstery foam. Push POP is available as a 20" stool without a footring, 25" counter-height or 30" bar-height stool with welded metal footring.

**Finish:** All metal barstools have an oven baked epoxy/polyester finish. Please visit [www.mediatechnologies.com/products/fabrics/seating](http://www.mediatechnologies.com/products/fabrics/seating) for available fabric choices.



Ottomen

Benches

Chairs & Stools

Interactive Seating

Occasional Tables

Tables

Conference Tables

Desks

Technology Carts & Podiums

Storage

### Push POP

	Model Number	Base	Seat	Seat Ht.	Wgt.	COM Yd.	List Prices					
							Grade 1 COM	Grade 2	Grade 3	Grade 4	Grade 5	Grade 6
 PP-20	PP-20	Post	Uph	20"	23	1.25	\$690	\$718	\$744	\$771	\$799	\$826

### PushPOP 25" Seat Hgt w/ footring

	Model Number	Base	Seat	Seat Ht.	Wgt.	COM Yd.	List Prices					
							Grade 1 COM	Grade 2	Grade 3	Grade 4	Grade 5	Grade 6
 PP-25-FR	PP-25-FR	Post	Uph	25"	40	1.25	\$926	\$952	\$980	\$1,021	\$1,063	\$1,103

### PushPOP 30" Café Hgt w/ footring

	Model Number	Base	Seat	Seat Ht.	Wgt.	COM Yd.	List Prices					
							Grade 1 COM	Grade 2	Grade 3	Grade 4	Grade 5	Grade 6
 PP-30-FR	PP-30-FR	Post	Uph	30"	40	1.25	\$926	\$952	\$980	\$1,021	\$1,063	\$1,103

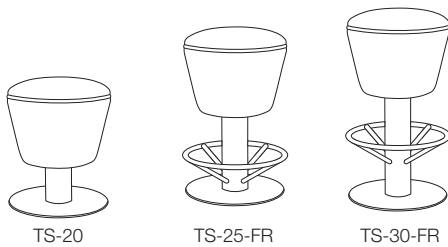

**Required to order:** Model # including options if applicable, laminate selection and powder coat color.  
**If applicable:** PVC color, wood selection and wood finish color.

## General Specifications

**Base:** 3" diameter round metal tube column with 18" in diameter, 1/4" plating-grade steel base fitted with ABS inserts. Optional levelling glides available at an additional charge.

**Stool:** Webbed seat. 2" of high-resilience upholstery foam. Toadstool is available as a 20" stool without a footring, 25" counter-height or 30" bar-height stool with welded metal footring.

**Finish:** All metal barstools have an oven baked epoxy/polyester finish. Please visit [www.mediatechnologies.com/products/fabrics/seating](http://www.mediatechnologies.com/products/fabrics/seating) for available fabric choices.



TS-20

TS-25-FR

TS-30-FR

Model Number	Base	Seat	Seat Ht.	Wgt.	COM Yd.	Toadstool					
						List Prices					
						Grade 1 COM	Grade 2	Grade 3	Grade 4	Grade 5	Grade 6
TS-20	Post	Uph	20"	23	1.25	\$726	\$755	\$783	\$811	\$841	\$869
TS-25-FR	Post	Uph	25"	40	1.25	\$974	\$1,002	\$1,031	\$1,074	\$1,118	\$1,161
TS-30-FR	Post	Uph	30"	40	1.25	\$974	\$1,002	\$1,031	\$1,074	\$1,118	\$1,161

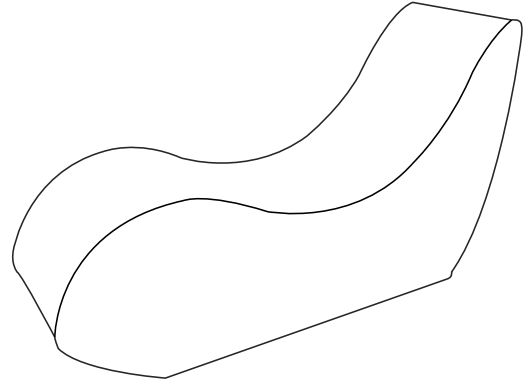
**Required to order:** Model # including options if applicable, laminate selection and powder coat color.  
**If applicable:** PVC color, wood selection and wood finish color.

# FRED

## General Specifications

**Fabric:** Fully upholstered cover with single needle top stitch used at all seams. 3mm black coil zipper. Cover can be removed. Please visit [www.mediatechnologies.com/products/fabric/seating](http://www.mediatechnologies.com/products/fabric/seating) for available fabrics.

**Interior:** Interior is high density 2.3/60 foam core.



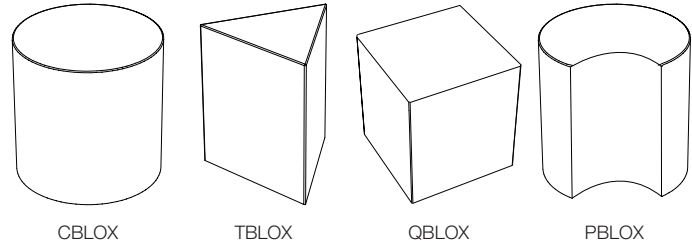
					List Prices						FRED
Model Number	Seat	Seat Ht.	Wgt.	COM Yd.	Grade 1 COM	Grade 2	Grade 3	Grade 4	Grade 5	Grade 6	
FRED	Uph	18"	9	1.3	\$685	\$733	\$773	\$821	\$886	\$934	

**Required to order:** Model # including options if applicable, laminate selection and powder coat color.  
**If applicable:** PVC color, wood selection and wood finish color.

## General Specifications

**Fabric:** Fully upholstered cover with single needle top stitching on all seams. 3mm black coil zipper. Cover can be removed.  
Please visit [www.mediatechnologies.com/products/fabric/seating](http://www.mediatechnologies.com/products/fabric/seating) for available fabrics.

**Interior:** Interior of the CBLOX and QBLOX is high density 2.3/60 foam core. Interior of the TBLOX is high density 2.8/60 foam core



Model Number	Base	Seat	Back	Seat Hgt.	Wgt. (lbs.)		List Prices						
							All Wood	Grade 1 COM	Grade 2	Grade 3	Grade 4	Grade 5	Grade 6
CBLOX-17	N/A	Uph	N/A	17"	7	1.3	N/A	\$455	\$502	\$543	\$590	637	684
QBLOX-17	N/A	Uph	N/A	17"	7	1.3	N/A	\$463	\$511	\$552	\$599	646	693
TBLOX-17	N/A	Uph	N/A	17"	7	1.3	N/A	\$445	\$493	\$533	\$581	629	677
PBLOX-17	N/A	Uph	N/A	17"	6	1.3	N/A	\$445	\$493	\$543	\$590	637	684

**Required to order:** Model # including options if applicable, laminate selection and powder coat color.  
**If applicable:** PVC color, wood selection and wood finish color.

# SQUIBBLES

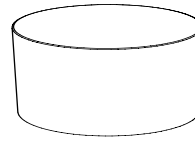
## General Specifications

**Fabric:** Fully upholstered cover with single needle top stitching on all seams. 3mm black coil zipper. Cover can be removed.  
Please visit [www.mediatechnologies.com/products/fabric/seating](http://www.mediatechnologies.com/products/fabric/seating) for available fabrics.

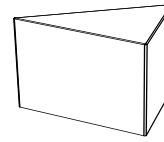
**Interior:** Interior of the TSQB, CSQB and QSQB is high density 2.3/60 foam core.

**Dimensions:**

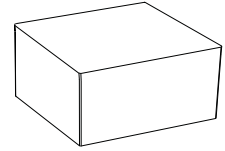
CSQB - 17" Diameter, 6" H  
 QSQB - 17" L x 17" W x 6" H  
 TSQB - 19" Sides, 6" H



CSQB



QSQB



TSQB

Model Number	Base	Seat	Back	Seat Hgt.	Wgt. (lbs.)		List Prices						
							Squibbles						
							All Wood	Grade 1 COM	Grade 2	Grade 3	Grade 4	Grade 5	Grade 6
CSQB-6	N/A	Uph	N/A	6"	6	3/4	N/A	\$320	\$352	\$380	\$413	446	479
QSQB-6	N/A	Uph	N/A	6"	6	3/4	N/A	\$335	\$358	\$387	\$420	453	486
TSQB-6	N/A	Uph	N/A	6"	6	3/4	N/A	\$315	\$345	\$373	\$407	441	475

**Required to order:** Model # including options if applicable, laminate selection and powder coat color.  
**If applicable:** PVC color, wood selection and wood finish color.

Ottomen  
 Benches  
 Chairs & Stools  
 Interactive Seating  
 Occasional Tables  
 Tables  
 Conference Tables  
 Desks  
 Technology Carts & Podiums  
 Storage



## General Specifications

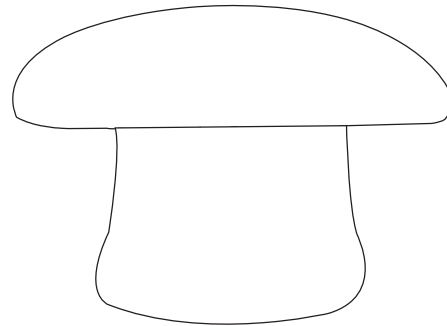
This cool and comfortable stool is perfect for any children's learning space. It makes any space inviting and is built to stand up to the *fungi hunters* that will claim them.

**Base:** Built with industrial grade plywood.

**Cap:** The mushroom cap is trimmed out with a 4" high density foam seat cushion with flaired frills under the cap.

The stem is mounted to the cap with mechanical fasteners and also includes a durable polyvinyl base to prevent wear on the fabric at the bottom of the stem.

**Fabric:** Visit [www.mediatechnologies.com/products/fabric/seating](http://www.mediatechnologies.com/products/fabric/seating) for options.



						List Prices						Shroom
Model Number	Base	Seat	Seat Ht.	Wgt.	COM Yd.	Grade 1 COM	Grade 2	Grade 3	Grade 4	Grade 5	Grade 6	
SS-17-24	Uph	Uph	17"	19	1	\$761	\$805	\$835	\$886	\$927	\$986	

**Required to order:** Model # including options if applicable, laminate selection and powder coat color.  
**If applicable:** PVC color, wood selection and wood finish color.

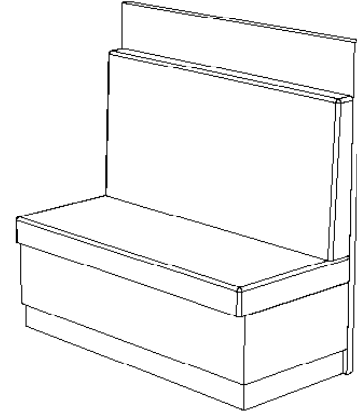
# SHIRLEY

## General Specifications

Base is assembled hardwood.

Bench base is a 3/4" engineered wood assembled frame, multi-groove dowel construction. Bench back is a 2" engineered wood assembly. Available in premium veneer or decorative laminate. Veneer base and toe assemblies receive 3mm wood edgebanding. Laminate base and toe assemblies receive 3mm PVC edgebanding.

Upholstered seat and back. 3" thick, high density upholstery grade foam. Vinyl and fabric available, can use a combination of both.



Ottomen

Benches

Chairs & Stools

Interactive Seating

Occasional Tables

Tables

Conference Tables

Desks

Technology Carts & Podiums

Storage

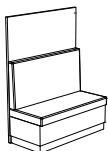
### Single Face Low Back

Model Number	Base	Finish	Seat	Seat Hgt.	Back	D" x W"	Ht.	Wt.	COM Yd.	List Price						
										Grade 1 COM	Grade 2	Grade 3	Grade 4	Grade 5	Grade 6	
Single Face Low Back - Laminate																
SBS-C2442-LL	Wood	Laminate	Uph	18"	Uph	24 x 42	42"	162		\$1,989	\$2,050	\$2,094	\$2,150	\$2,207	\$2,263	
SBS-C2448-LL	Wood	Laminate	Uph	18"	Uph	24 x 48	42"	185		\$2,026	\$2,088	\$2,132	\$2,190	\$2,248	\$2,307	
SBS-C2460-LL	Wood	Laminate	Uph	18"	Uph	24 x 60	42"	232		\$2,392	\$2,517	\$2,570	\$2,639	\$2,709	\$2,778	
Single Face Low Back - Maple																
SBS-E2442-LM	Wood	Maple	Uph	18"	Uph	24 x 42	42"	162		\$2,289	\$2,360	\$2,410	\$2,475	\$2,540	\$2,606	
SBS-E2448-LM	Wood	Maple	Uph	18"	Uph	24 x 48	42"	185		\$2,326	\$2,397	\$2,448	\$2,515	\$2,581	\$2,647	
SBS-E2460-LM	Wood	Maple	Uph	18"	Uph	24 x 60	42"	232		\$2,791	\$2,878	\$2,938	\$3,018	\$3,097	\$3,177	
Single Face Low Back - Oak																
SBS-E2442-LO	Wood	Oak	Uph	18"	Uph	24 x 42	42"	162		\$2,289	\$2,360	\$2,410	\$2,475	\$2,540	\$2,606	
SBS-E2448-LO	Wood	Oak	Uph	18"	Uph	24 x 48	42"	185		\$2,326	\$2,397	\$2,448	\$2,515	\$2,581	\$2,647	
SBS-E2460-LO	Wood	Oak	Uph	18"	Uph	24 x 60	42"	232		\$2,791	\$2,878	\$2,938	\$3,018	\$3,097	\$3,177	

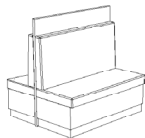


### Single Face High Back

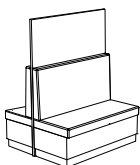
Model Number	Base	Finish	Seat	Seat Hgt.	Back	D" x W"	Ht.	Wt.	COM Yd.	List Price						
										Grade 1 COM	Grade 2	Grade 3	Grade 4	Grade 5	Grade 6	
Single Face High Back - Laminate																
SBS-C2442-HL	Wood	Laminate	Uph	18"	Uph	24 x 42	60"	207		\$2,139	\$2,206	\$2,252	\$2,313	\$2,374	\$2,435	
SBS-C2448-HL	Wood	Laminate	Uph	18"	Uph	24 x 48	60"	238		\$2,176	\$2,243	\$2,290	\$2,353	\$2,415	\$2,477	
SBS-C2460-HL	Wood	Laminate	Uph	18"	Uph	24 x 60	60"	292		\$2,591	\$2,672	\$2,728	\$2,802	\$2,875	\$2,948	
Single Face High Back - Maple																
SBS-E2442-HM	Wood	Maple	Uph	18"	Uph	24 x 42	60"	207		\$2,539	\$2,618	\$2,673	\$2,745	\$2,818	\$2,890	
SBS-E2448-HM	Wood	Maple	Uph	18"	Uph	24 x 48	60"	238		\$2,577	\$2,657	\$2,713	\$2,786	\$2,850	\$2,933	
SBS-E2460-HM	Wood	Maple	Uph	18"	Uph	24 x 60	60"	292		\$3,041	\$3,135	\$3,202	\$3,288	\$3,375	\$3,462	
Single Face High Back - Oak																
SBS-E2442-HO	Wood	Oak	Uph	18"	Uph	24 x 42	60"	207		\$2,539	\$2,618	\$2,673	\$2,745	\$2,818	\$2,890	
SBS-E2448-HO	Wood	Oak	Uph	18"	Uph	24 x 48	60"	238		\$2,577	\$2,657	\$2,713	\$2,786	\$2,850	\$2,933	
SBS-E2460-HO	Wood	Oak	Uph	18"	Uph	24 x 60	60"	292		\$3,041	\$3,135	\$3,202	\$3,288	\$3,375	\$3,462	



Model Number	Base	Finish	Seat	Seat Hgt.	Back	D" x W"	Ht.	Wt.	COM Yd.	Double Face Low Back					
										List Price					
										Grade 1 COM	Grade 2	Grade 3	Grade 4	Grade 5	Grade 6
Double Face Low Back - Laminate															
SBD-C2442-LL	Wood	Laminate	Uph	18"	Uph	24 x 42	42"	224		\$3,681	\$3,795	\$3,875	\$3,979	\$4,083	\$4,187
SBD-C2448-LL	Wood	Laminate	Uph	18"	Uph	24 x 48	42"	256		\$3,727	\$3,842	\$3,923	\$4,029	\$4,135	\$4,241
SBD-C2460-LL	Wood	Laminate	Uph	18"	Uph	24 x 60	42"	320		\$4,582	\$4,724	\$4,823	\$4,954	\$5,084	\$5,215
Double Face Low Back - Maple															
SBD-E2442-LM	Wood	Maple	Uph	18"	Uph	24 x 42	42"	224		\$4,182	\$4,312	\$4,403	\$4,521	\$4,639	\$4,758
SBD-E2448-LM	Wood	Maple	Uph	18"	Uph	24 x 48	42"	256		\$4,203	\$4,332	\$4,424	\$4,543	\$4,663	\$4,782
SBD-E2460-LM	Wood	Maple	Uph	18"	Uph	24 x 60	42"	320		\$5,008	\$5,163	\$5,271	\$5,414	\$5,557	\$5,699
Double Face Low Back - Oak															
SBD-E2442-LO	Wood	Oak	Uph	18"	Uph	24 x 42	42"	224		\$4,182	\$4,312	\$4,403	\$4,521	\$4,639	\$4,758
SBD-E2448-LO	Wood	Oak	Uph	18"	Uph	24 x 48	42"	256		\$4,203	\$4,332	\$4,424	\$4,543	\$4,663	\$4,782
SBD-E2460-LO	Wood	Oak	Uph	18"	Uph	24 x 60	42"	320		\$5,008	\$5,163	\$5,271	\$5,414	\$5,557	\$5,699



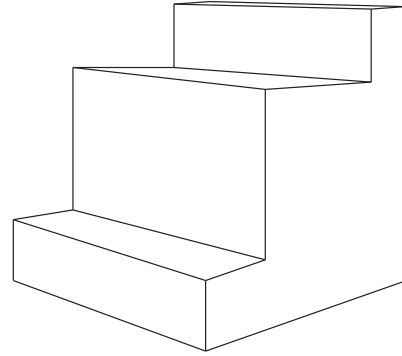
Model Number	Base	Finish	Seat	Seat Hgt.	Back	D" x W"	Ht.	Wt.	COM Yd.	Double Face High Back					
										List Price					
										Grade 1 COM	Grade 2	Grade 3	Grade 4	Grade 5	Grade 6
Double Face High Back - Laminate															
SBD-C2442-HL	Wood	Laminate	Uph	18"	Uph	24 x 42	60"	269		\$3,832	\$3,950	\$4,034	\$4,142	\$4,250	\$4,359
SBD-C2448-HL	Wood	Laminate	Uph	18"	Uph	24 x 48	60"	309		\$3,877	\$3,996	\$4,081	\$4,191	\$4,302	\$4,412
SBD-C2460-HL	Wood	Laminate	Uph	18"	Uph	24 x 60	60"	380		\$4,682	\$4,827	\$4,928	\$5,062	\$5,195	\$5,329
Double Face High Back - Maple															
SBD-E2442-HM	Wood	Maple	Uph	18"	Uph	24 x 42	60"	269		\$4,332	\$4,466	\$4,560	\$4,683	\$4,807	\$4,930
SBD-E2448-HM	Wood	Maple	Uph	18"	Uph	24 x 48	60"	309		\$4,377	\$4,513	\$4,608	\$4,732	\$4,857	\$4,981
SBD-E2460-HM	Wood	Maple	Uph	18"	Uph	24 x 60	60"	380		\$5,182	\$5,342	\$5,455	\$5,603	\$5,750	\$5,898
Double Face High Back - Oak															
SBD-E2442-HO	Wood	Oak	Uph	18"	Uph	24 x 42	60"	269		\$4,332	\$4,466	\$4,560	\$4,683	\$4,807	\$4,930
SBD-E2448-HO	Wood	Oak	Uph	18"	Uph	24 x 48	60"	309		\$4,377	\$4,513	\$4,608	\$4,732	\$4,857	\$4,981
SBD-E2460-HO	Wood	Oak	Uph	18"	Uph	24 x 60	60"	380		\$5,182	\$5,342	\$5,455	\$5,603	\$5,750	\$5,898



**Required to order:** Model # including options if applicable, laminate selection and powder coat color.  
**If applicable:** PVC color, wood selection and wood finish color.

## General Specifications

1-1/4" ABS plastic base. Single needle top stitch, fully upholstered seat.  
 2" thick, high density upholstery grade foam.  
 3/4" hardwood plywood assembled frame, multi-groove dowel construction.  
 Vinyl and fabric available, can use a combination of both.



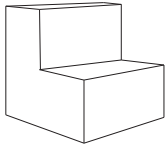
Ottomen

Benches

Chairs & Stools

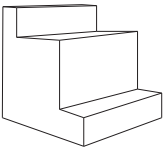
Interactive Seating

Occasional Tables



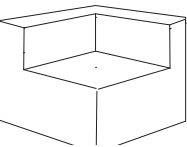
										Ad Lib					
										Ad Lib 2 Tier					
Model Number	Base	Seat	Seat Hgts.	Back	Overall Dimensions	Wt.	COM Yd.	List Price							
								Grade 1 COM	Grade 2	Grade 3	Grade 4	Grade 5	Grade 6		
AD2	Uph	Uph	18", 34"	Uph	36"d x 34.5"w x 34"h	131	5.5	\$1,916	\$2,050	\$2,185	\$2,319	\$2,454	\$2,589		

Tables



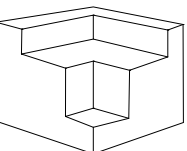
										Ad Lib 3 Tier					
Model Number	Base	Seat	Seat Hgts.	Back	Overall Dimensions	Wt.	COM Yd.	List Price							
								Grade 1 COM	Grade 2	Grade 3	Grade 4	Grade 5	Grade 6		
AD3	Uph	Uph	9", 25", 34"	Uph	36"d x 34.5"w x 34"h	120	5.5	\$1,916	\$2,050	\$2,185	\$2,319	\$2,454	\$2,589		

Conference Tables



										Ad Lib 2 Tier Corner					
Model Number	Base	Seat	Seat Hgts.	Back	Overall Dimensions	Wt.	COM Yd.	List Price							
								Grade 1 COM	Grade 2	Grade 3	Grade 4	Grade 5	Grade 6		
AD2C	Uph	Uph	18", 34"	Uph	36"d x 36"w x 34"h	131	5.5	\$2,227	\$2,368	\$2,510	\$2,652	\$2,794	\$2,936		

Desks



										Ad Lib 3 Tier Corner					
Model Number	Base	Seat	Seat Hgts.	Back	Overall Dimensions	Wt.	COM Yd.	List Price							
								Grade 1 COM	Grade 2	Grade 3	Grade 4	Grade 5	Grade 6		
AD3C	Uph	Uph	9", 25", 34"	Uph	36"d x 36"w x 34"h	120	7	\$2,227	\$2,368	\$2,510	\$2,652	\$2,794	\$2,936		

Technology Carts & Podiums

Storage

# FULL TIME HALFBACK

## General Specifications

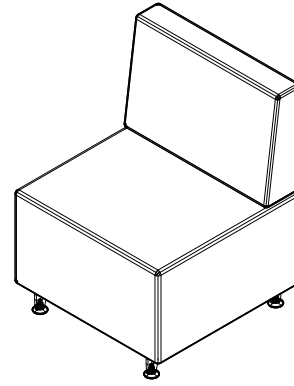
**Seat:** Fully upholstered seat fabricated in square and rectangular shapes. Seat basis is 2" of high density foam on a 1" thick assembled wooden frame. Seat back is 2" of high density foam on a 1" thick rectangular wooden panel. Seat and back are joined by an exterior birch panel with exposed finished edges. Panel surface is high pressure laminate.

**Fabric Choices:** Visit the mediatechnologies website [www.mediatechnologies.com/products/fabric/Seating](http://www.mediatechnologies.com/products/fabric/Seating) for fabric selection options.

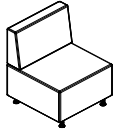
**Laminate choices:** See **mediatechnologies®** Finish and Color Guide for laminate choices.

**Leg Assemblies:** Legs are fabricated from 5/16" plate steel and include a curved profile with a square mounting plate and a pair of decorative gussets. The bottom of each leg is fitted with a threaded weld nut and 1-7/8" black leveling glide.

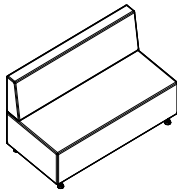
**Finish:** See **mediatechnologies®** Finish and Color Guide for powder coat choices.



Model Number	Base	Seat	Depth	Width	Seat Hgt.	Overall Height	Wgt. (lbs.)	COM Yd.	List Price					
									Grade 1 COM	Grade 2	Grade 3	Grade 4	Grade 5	Grade 6
FTSB-2424	Post	Uph	24"	24"	18"	32"	55		\$1,696	\$1,748	\$1,785	\$1,833	\$1,881	\$1,929



Model Number	Base	Seat	Depth	Width	Seat Hgt.	Overall Height	Wgt. (lbs.)	COM Yd.	List Price					
									Grade 1 COM	Grade 2	Grade 3	Grade 4	Grade 5	Grade 6
FTRB-2436	Post	Uph	24"	36"	18"	32"	55		\$2,552	\$2,631	\$2,686	\$2,759	\$2,832	\$2,905
FTRB-2448	Post	Uph	24"	48"	18"	32"	55		\$2,552	\$2,631	\$2,686	\$2,759	\$2,832	\$2,905



Model Number	Color	Description	Connectivity Option
			List Price
FTAZ-2P2U10-72W	White	2 simplexes/2 active USB, 1 open port, 72" long cord	\$398
FTAZ-2P2U10-72B	Black	2 simplexes/2 active USB, 1 open port, 72" long cord	\$398



**Required to order:** Model # including options if applicable, and fabric selection.

**If applicable:** PVC color, wood selection and wood finish color.

# DUO CAFE COUNTER

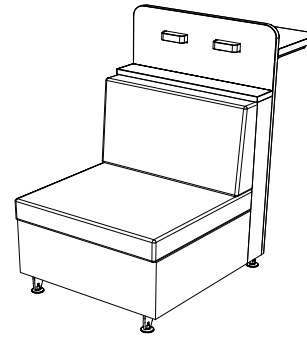
## General Specifications

**Upholstered Seat and Back:** Seat cushions are 3" high-density upholstery grade foam. Back cushions are high-density upholstery grade foam and are tapered from 4" at the base to 3" at the top. Vinyl and fabric available. Can use a combination of both. Upholstered seat and back cushions are fastened to bench base and bench back with hook and loop fasteners.

**Bench Base and Bench Back Assembly:** The assemblies are fabricated from 3/4" engineered wood with premium grade oak or maple veneer faces or HPL faces. Finished edges of veneer assemblies receive a 3mm solid wood edge. Finished edges of HPL assemblies receive a 3mm PVC edges. Bench base assembly is bolted to bench back assembly with metal-to-metal connection.

**Back Panel and Counter Top:** Back panel and counter top are fabricated of 1" thick Baltic birch with an HPL face. Edges are exposed Baltic birch profiled square with a radius along the corners. Back panel is bolted to bench back assembly with metal-to-metal connection. Counter top is connected to back panel using both tongue and groove construction and (2) two bent 1" oak or maple plywood "L" brackets. L-brackets are bolted to back panel and counter top with metal-to-metal connection.

**Leg Assemblies:** Legs are fabricated from 5/16 plate steel and include a curved profile with a square mounting plate. The bottom of each leg is fitted with a threaded weld nut and a 1-7/8" black leveling glide.



DUO-25-CC



DUO-36-CC



DUO-L35-CC



DUO-R35-CC



DUO-RL45-CC



Duo Café Counter 25 Wide													
Model Number	Base	Finish	Seat	Back	Seat Hgt.	Wgt. (lbs.)	COM Yd.	List Price					
								Grade 1 COM	Grade 2	Grade 3	Grade 4	Grade 5	Grade 6
DUO-25-CC	Post	Veneer	Uph	Uph	18"	146	2	\$2,989	\$3,057	\$3,118	\$3,177	\$3,236	\$3,295
DUO-25-CCL	Post	HPL	Uph	Uph	18"	146	2	\$2,989	\$3,057	\$3,118	\$3,177	\$3,236	\$3,295

Duo Café Counter 36 Wide													
Model Number	Base	Finish	Seat	Back	Seat Hgt.	Wgt. (lbs.)	COM Yd.	List Price					
								Grade 1 COM	Grade 2	Grade 3	Grade 4	Grade 5	Grade 6
DUO-36-CC	Post	Veneer	Uph	Uph	18"	164	2	\$3,355	\$3,433	\$3,503	\$3,573	\$3,643	\$3,714
DUO-36-CCL	Post	HPL	Uph	Uph	18"	164	2	\$3,355	\$3,433	\$3,503	\$3,573	\$3,643	\$3,714

Duo Café Counter Left Miter													
Model Number	Base	Finish	Seat	Back	Seat Hgt.	Wgt. (lbs.)	COM Yd.	List Price					
								Grade 1 COM	Grade 2	Grade 3	Grade 4	Grade 5	Grade 6
DUO-L35-CC	Post	Veneer	Uph	Uph	18"	164	2	\$3,457	\$3,535	\$3,605	\$3,675	\$3,745	\$3,816
DUO-L35-CCL	Post	HPL	Uph	Uph	18"	164	2	\$3,457	\$3,535	\$3,605	\$3,675	\$3,745	\$3,816

Duo Café Counter Right Miter													
Model Number	Base	Finish	Seat	Back	Seat Hgt.	Wgt. (lbs.)	COM Yd.	List Price					
								Grade 1 COM	Grade 2	Grade 3	Grade 4	Grade 5	Grade 6
DUO-R35-CC	Post	Veneer	Uph	Uph	18"	164	2	\$3,457	\$3,535	\$3,605	\$3,675	\$3,745	\$3,816
DUO-R35-CCL	Post	HPL	Uph	Uph	18"	164	2	\$3,457	\$3,535	\$3,605	\$3,675	\$3,745	\$3,816

Duo Café Counter Right & Left Miter													
Model Number	Base	Finish	Seat	Back	Seat Hgt.	Wgt. (lbs.)	COM Yd.	List Price					
								Grade 1 COM	Grade 2	Grade 3	Grade 4	Grade 5	Grade 6
DUO-RL45-CC	Post	Veneer	Uph	Uph	18"	164	3	\$3,889	\$3,979	\$4,060	\$4,139	\$4,219	\$4,298
DUO-RL45-CCL	Post	HPL	Uph	Uph	18"	164	3	\$3,889	\$3,979	\$4,060	\$4,139	\$4,219	\$4,298

Duo Curved Café Counter Quarter Round Seat													
Model Number	Base	Finish	Seat	Back	Seat Hgt.	Wgt. (lbs.)	COM Yd.	List Price					
								Grade 1 COM	Grade 2	Grade 3	Grade 4	Grade 5	Grade 6
DUO-QR90-CC	Post	Veneer	Uph	Uph	19	380		\$6,509	\$6,780	\$7,062	\$7,357	\$7,664	\$7,984
DUO-QR90-CCL	Post	HPL	Uph	Uph	19	380		\$6,509	\$6,780	\$7,062	\$7,357	\$7,664	\$7,984

Connectivity Option			
Model Number	Color	Description	List Price
AZ-2P2U10-72W	White	2 simplexes/2 active USB, 1 open port, 72" long cord	\$380
AZ-2P2U10-72B	Black	2 simplexes/2 active USB, 1 open port, 72" long cord	\$380

**Required to order:** Model # including options if applicable, laminate selection and powder coat color.  
**If applicable:** PVC color, wood selection and wood finish color.

# DUO LOUNGE

Ottomen

Benches

Chairs & Stools

Interactive Seating

Occasional Tables

Tables

Conference Tables

Desks

Technology Carts & Podiums

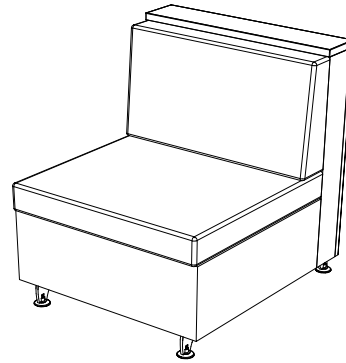
Storage

## General Specifications

**Upholstered Seat and Back:** Seat cushions are 3" high-density upholstery grade foam. Back cushions are high-density upholstery grade foam and are tapered from 4" at the base to 3" at the top. Vinyl and fabric available. Can use a combination of both. Upholstered seat and back cushions are fastened to bench base and bench back with hook and loop fasteners.

**Bench Base and Bench Back Assembly:** The assemblies are fabricated from ¾" engineered wood with premium grade oak or maple veneer faces or HPL faces. Finished edges of veneer assemblies receive a 3mm solid wood edge. Finished edges of HPL assemblies receive a 3mm PVC edges. Bench base assembly is bolted to bench back assembly with metal-to-metal connection. Back panel can be finished in veneer or HPL face.

**Leg Assemblies:** Legs are fabricated from 5/16 plate steel and include a curved profile with a square mounting plate. The bottom of each leg is fitted with a threaded weld nut and a 1-7/8" black leveling glide.



DUO-25

										Duo Lounge 25" Seat					
Model Number	Base	Finish	Seat	Back	Seat Hgt.	Wgt. (lbs.)	COM Yd.	List Price							
								Grade 1 COM	Grade 2	Grade 3	Grade 4	Grade 5	Grade 6		
DUO-25	Post	Veneer	Uph	Uph	18"	137	2	\$2,326	\$2,393	\$2,455	\$2,514	\$2,573	\$2,632		
DUO-25L	Post	HPL	Uph	Uph	18"	137	2	\$2,326	\$2,393	\$2,455	\$2,514	\$2,573	\$2,632		



DUO-36

										Duo Lounge 36" Seat					
Model Number	Base	Finish	Seat	Back	Seat Hgt.	Wgt. (lbs.)	COM Yd.	List Price							
								Grade 1 COM	Grade 2	Grade 3	Grade 4	Grade 5	Grade 6		
DUO-36	Post	Veneer	Uph	Uph	18"	154	2	\$2,460	\$2,719	\$2,788	\$2,859	\$2,929	\$2,999		
DUO-36L	Post	HPL	Uph	Uph	18"	154	2	\$2,460	\$2,719	\$2,788	\$2,859	\$2,929	\$2,999		



DUO-L35

										Duo Lounge 35.5" Left Miter					
Model Number	Base	Finish	Seat	Back	Seat Hgt.	Wgt. (lbs.)	COM Yd.	List Price							
								Grade 1 COM	Grade 2	Grade 3	Grade 4	Grade 5	Grade 6		
DUO-L35	Post	Veneer	Uph	Uph	18"	154	2	\$2,742	\$2,821	\$2,890	\$2,961	\$3,031	\$3,102		
DUO-L35L	Post	HPL	Uph	Uph	18"	154	2	\$2,742	\$2,821	\$2,890	\$2,961	\$3,031	\$3,102		



DUO-R35

										Duo Lounge 35.5" Right Miter					
Model Number	Base	Finish	Seat	Back	Seat Hgt.	Wgt. (lbs.)	COM Yd.	List Price							
								Grade 1 COM	Grade 2	Grade 3	Grade 4	Grade 5	Grade 6		
DUO-R35	Post	Veneer	Uph	Uph	18"	154	2	\$2,742	\$2,821	\$2,890	\$2,961	\$3,031	\$3,102		
DUO-R35L	Post	HPL	Uph	Uph	18"	154	2	\$2,742	\$2,821	\$2,890	\$2,961	\$3,031	\$3,102		



DUO-RL45

										Duo Lounge 45.5 Center Miter					
Model Number	Base	Finish	Seat	Back	Seat Hgt.	Wgt. (lbs.)	COM Yd.	List Price							
								Grade 1 COM	Grade 2	Grade 3	Grade 4	Grade 5	Grade 6		
DUO-RL45	Post	Veneer	Uph	Uph	18"	154	3	\$3,124	\$3,214	\$3,293	\$3,374	\$3,455	\$3,535		
DUO-RL45L	Post	HPL	Uph	Uph	18"	154	3	\$3,124	\$3,214	\$3,293	\$3,374	\$3,455	\$3,535		



DUO-RL45

										Duo Curved Lounge Counter Quarter Round Seat					
Model Number	Base	Finish	Seat	Back	Seat Hgt.	Wgt. (lbs.)	COM Yd.	List Price							
								Grade 1 COM	Grade 2	Grade 3	Grade 4	Grade 5	Grade 6		
DUO-QR90	Post	Veneer	Uph	Uph	19	330		\$5,533	\$5,763	\$6,004	\$6,254	\$6,515	\$6,787		
DUO-QR90L	Post	HPL	Uph	Uph	19	330		\$5,533	\$5,763	\$6,004	\$6,254	\$6,515	\$6,787		



				Connectivity Option	
Model Number	Color	Description	List Price		
AZ-2P2U10-72W	White	2 simplexes/2 active USB, 1 open port, 72" long cord	\$380		
AZ-2P2U10-72B	Black	2 simplexes/2 active USB, 1 open port, 72" long cord	\$380		

**Required to order:** Model # including options if applicable, laminate selection and powder coat color.  
**If applicable:** PVC color, wood selection and wood finish color.

# DEUCE CAFÉ COUNTER

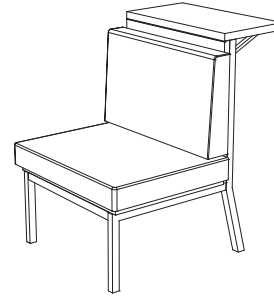
## General Specifications

**Upholstered Seat and Back:** Seat cushions are 3" high-density upholstery grade foam. Back cushions are high-density upholstery grade foam and are tapered from 4" at the base to 3" at the top. Vinyl and fabric upholstery is available. Can use a combination of both. Upholstered seat and back cushions are fastened to bench base and bench back with hook and loop fasteners.

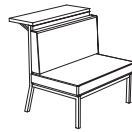
**Bench Base and Bench Back Panels:** Bench bottom and bench back panels are fabricated of 3/4" thick Baltic birch with an HPL or veneer face. Edges are exposed Baltic birch core profiled square with a radius along the corners. Back panel is bolted to frame assembly with metal-to-metal connection. Base panel assembly is bolted to frame assembly with metal-to-metal connection.

**Café Height Counter Top:** Countertop is 1" thick Baltic birch core with HPL or veneer. Worksurface is HPL. Edges are exposed Baltic birch core profiles square with a radius along the corners. Countertop is bolted to the mounting bracket on the top of each end frame with metal-to-metal connection. Counter height is 36".

**Frame Assembly:** The frame assembly is fabricated of 1.25" square powder coated steel tubing. End frames are welded assemblies. Bolt-together spanners complete the seat frame assembly. An integral countertop mounting bracket on the top of each end frame has a welded diagonal support arm. Legs fitted with leveling glides.



DEU-25-CC



DEU-36-CC

Deuce Café Counter 25"W Seat														
Model Number	Base	Finish	Seat	Seat Hgt.	Back	Shelf Hgt.	Wt.	COM Yd.	List Price					
									Grade 1 COM	Grade 2	Grade 3	Grade 4	Grade 5	Grade 6
DEU-25-CC	Post	Veneer	Uph	18"	Uph	36"	44	2	\$2,124	\$2,193	\$2,255	\$2,317	\$2,380	\$2,442
DEU-25-CCL	Post	Laminate	Uph	18"	Uph	36"	44	2	\$2,124	\$2,193	\$2,255	\$2,317	\$2,380	\$2,442

Deuce Café Counter 36"W Seat														
Model Number	Base	Finish	Seat	Seat Hgt.	Back	Shelf Hgt.	Wt.	COM Yd.	List Price					
									Grade 1 COM	Grade 2	Grade 3	Grade 4	Grade 5	Grade 6
DEU-36-CC	Post	Veneer	Uph	18"	Uph	36"	54	2	<b>\$2,427</b>	<b>\$2,455</b>	<b>\$2,580</b>	<b>\$2,652</b>	\$2,724	\$2,797
DEU-36-CCL	Post	Laminate	Uph	18"	Uph	36"	54	2	\$2,427	\$2,455	\$2,580	\$2,652	\$2,724	\$2,797

Deuce Café Counter 48"W Seat														
Model Number	Base	Finish	Seat	Seat Hgt.	Back	Shelf Hgt.	Wt.	COM Yd.	List Price					
									Grade 1 COM	Grade 2	Grade 3	Grade 4	Grade 5	Grade 6
DEU-48-CC	Post	Veneer	Uph	18"	Uph	36"	85	3	\$2,799	\$2,916	\$3,037	\$3,163	\$3,295	\$3,433
DEU-48-CCL	Post	Laminate	Uph	18"	Uph	36"	85	3	\$2,799	\$2,916	\$3,037	\$3,163	\$3,295	\$3,433

Deuce Café Counter 60"W Seat														
Model Number	Base	Finish	Seat	Seat Hgt.	Back	Shelf Hgt.	Wt.	COM Yd.	List Price					
									Grade 1 COM	Grade 2	Grade 3	Grade 4	Grade 5	Grade 6
DEU-60-CC	Post	Veneer	Uph	18"	Uph	36"	96	4	\$3,102	\$3,231	\$3,366	\$3,508	\$3,654	\$3,807
DEU-60-CCL	Post	Laminate	Uph	18"	Uph	36"	96	4	\$3,102	\$3,231	\$3,366	\$3,508	\$3,654	\$3,807

**Required to order:** Model # including options if applicable, laminate selection and powder coat color.  
**If applicable:** PVC color, wood selection and wood finish color.



# DEUCE LOUNGE

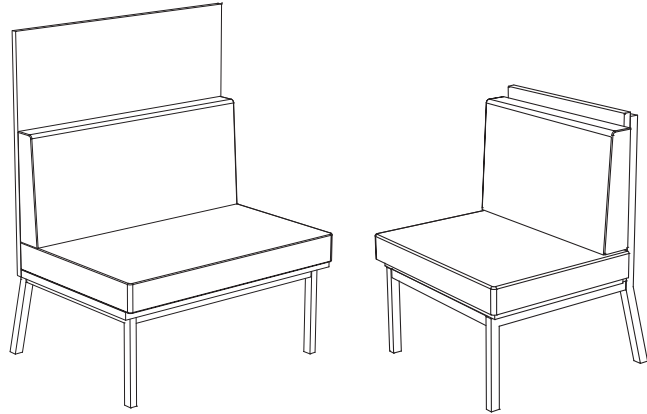
## General Specifications

**Upholstered Seat and Back:** Seat cushions are 3" high-density upholstery grade foam. Back cushions are high-density upholstery grade foam and are tapered from 4" at the base to 3" at the top. Vinyl and fabric upholstery is available. Can use a combination of both. Upholstered seat and back cushions are fastened to bench base and bench back with hook and loop fasteners.

**Bench Base and Bench Back Panels:** Bench bottom and bench back panels are fabricated of 1" thick engineered wood with an HPL. Edges are 3mm PVC. Back panel is bolted to frame assembly with metal-to-metal connection. Base panel assembly is bolted to frame assembly with metal-to-metal connection.

**High Back Option:** Bench back panel increased in height to bring overall bench height to 60"

**Frame Assembly:** The frame assembly is fabricated of 1.25" square powder coated steel tubing. End frames are welded assemblies. Bolt-together spanners complete the seat frame assembly. Legs fitted with ABS leveling glides.



DEU-25L



DEU-36L



DEU-48L-HB

Deuce Lounge 25"W Seat															
Model Number	Base	Finish	Seat	Seat Hgt.	Back	Back Hgt.	Wt.	COM Yd.	Grade 1 COM	List Price					
										Grade 2	Grade 3	Grade 4	Grade 5	Grade 6	
DEU-25L	Post	Laminate	Uph	18"	Uph	36"	34	2	\$1,672	\$1,741	\$1,803	\$1,865	\$1,927	\$1,989	
DEU-25L-HB	Post	Laminate	Uph	18"	Uph	60"	55	2	\$1,777	\$1,846	\$1,908	\$1,971	\$2,032	\$2,094	

Deuce Lounge 36"W Seat															
Model Number	Base	Finish	Seat	Seat Hgt.	Back	Back Hgt.	Wt.	COM Yd.	Grade 1 COM	List Price					
										Grade 2	Grade 3	Grade 4	Grade 5	Grade 6	
DEU-36L	Post	Laminate	Uph	18"	Uph	36"	44	2	\$1,975	\$2,003	\$2,127	\$2,199	\$2,273	\$2,345	
DEU-36L-HB	Post	Laminate	Uph	18"	Uph	60"	75	2	\$2,080	\$2,108	\$2,232	\$2,305	\$2,378	\$2,450	

Deuce Lounge 48"W Seat															
Model Number	Base	Finish	Seat	Seat Hgt.	Back	Back Hgt.	Wt.	COM Yd.	Grade 1 COM	List Price					
										Grade 2	Grade 3	Grade 4	Grade 5	Grade 6	
DEU-48L	Post	Laminate	Uph	18"	Uph	36"	44	3	\$2,155	\$2,245	\$2,338	\$2,436	\$2,538	\$2,644	
DEU-48L-HB	Post	Laminate	Uph	18"	Uph	60"	75	3	\$2,357	\$2,455	\$2,557	\$2,664	\$2,776	\$2,892	

Deuce Lounge 48"W Seat															
Model Number	Base	Finish	Seat	Seat Hgt.	Back	Back Hgt.	Wt.	COM Yd.	Grade 1 COM	List Price					
										Grade 2	Grade 3	Grade 4	Grade 5	Grade 6	
DEU-60L	Post	Laminate	Uph	18"	Uph	36"	44	4	\$2,478	\$2,581	\$2,688	\$2,800	\$2,918	\$3,040	
DEU-60L-HB	Post	Laminate	Uph	18"	Uph	60"	75	4	\$2,680	\$2,792	\$2,909	\$3,030	\$3,157	\$3,289	

**Required to order:** Model # including options if applicable, laminate selection and powder coat color.  
**If applicable:** PVC color, wood selection and wood finish color.

Ottomen  
Benches  
Chairs & Stools  
Interactive Seating  
Occasional Tables  
Tables  
Conference Tables  
Desks  
Technology Carts & Podiums  
Storage

# CHEESEWALL

## General Specifications

**Screen:**

The curved screen shall be a 31/32" construction of 3 ply Bendy Luan with .050" high-pressure laminate faces. The screen shall be self-edged on top and side edges and formed into a 42-7/16" radius curve. The curved screen shall be 60" high and 78-5/8" wide. Mobile units shall be 63" high.

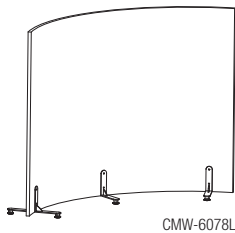
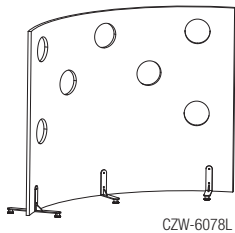
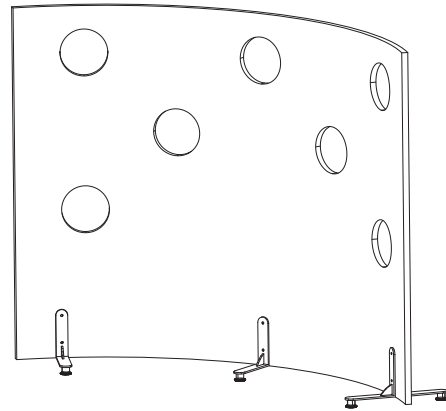
**Feet:**

Foot assemblies shall be 1/4" powder coated steel "L" brackets with reinforcement gusset. Each of (6) 8-1/2" long assemblies shall have a weldnut on the bottom of the bracket that accepts a standard adjustable glide or caster. The use of casters shall increase the overall height by 3". Foot assemblies shall bolt through the screen at three pre-drilled positions at the bottom of the screen. Foot assemblies shall be attached using (6) 30mm connector bolts and 1/4-20 connector nuts.

**Models with Observation Holes (CZW-):**

There shall be (7) 8" diameter holes in the screen. The hole centers shall be located as follows: (1) hole located along the center line, 13-1/2" from the top edge; (1) hole located 14-3/8" right of the center line, 25-5/16" from the top edge; (2) holes located 23-1/8" right of the center line, (1) hole 10-1/2" from the top edge and (1) hole 38-14" from the top edge. (1) hole located 14-3/8" left of the center line, 25-5/16" from the top edge; (2) holes located 23-1/8" left of the center line, (1) hole 10-1/2" from the top edge and (1) hole 38-14" from the top edge. Inside edges of the holes shall be finished in a matching laminate color.

Default powder coat is 809 silver.



**Cheesewall**

High Pressure Laminate, with Observation Holes

Model Number	Description	Wgt.	List Price
CZW-6078L	60"H X 78-5/8"W, 1" thick curved partition screen, HPL, adjustable glides, observation holes		\$2,836
CZW-6078L-MOB	63"H X 78-5/8"W, 1" thick curved partition screen, HPL, casters, observation holes		\$2,957

High Pressure Laminate

Model Number	Description	Wgt.	List Price
CMW-6078L	60"H X 78-5/8"W, 1" thick curved partition screen, HPL, adjustable glides		\$2,578
CMW-6078L-MOB	63"H X 78-5/8"W, 1" thick curved partition screen, HPL, casters		\$2,699

**Required to order:** Model # including options if applicable, laminate selection and powder coat color.  
**If applicable:** PVC color, wood selection and wood finish color.


## General Specifications

**Table Top:** Table tops are 1-1/4" thick, three-ply engineered wood construction, with .050" high-pressure laminate (HPL) surface and a phenolic backer. The standard edge is 5/8"x1-5/8" solid red oak with a 1/2" radius all around.

**Apron:** The apron is 1"x2" with a 1/8" radius on the exposed edges. Aprons span the distance between the legs and are attached with #8 Screws.

**Legs:** The legs are 2-1/4" solid glued up red oak with a 3/8" radius on all long edges. They are attached to the top by means of a 5"x5/16" steel plate. The leg and the plate are joined by (2) 5/16-18 machining bolts screwed into a 1/2" diameter barrel nut which is embedded in the leg. The steel plate is attached to the table top by (5) 5/16-18 machine bolts which screw into 5/16-18 metal insert embedded in the top. Each leg is equipped with a leveling guide.

**Finish:** See **mediatechnologies®** Finish and Color Guide for choices.

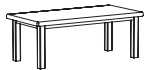


### Bookmark Occasional Tables



Square

Model Number	Description	Wgt	List Price
Square Tables			
B2424T-A-18	24"W x 24"D x 18"H	38	\$710
B2424T-A-22	24"W x 24"D x 22"H	38	\$710
B3030T-A-18	30"W x 30"D x 18"H	42	\$709
B3030T-A-22	30"W x 30"D x 22"H	42	\$709



Rectangle

Rectangular Tables			
B2448T-A-18	24"W x 48"D x 18"H	60	\$883
B2448T-A-22	24"W x 48"D x 22"H	60	\$883



Round

Round Tables			
B0030T-A-18	30" Diameter x 18"H	39	\$1,152
B0030T-A-22	30" Diameter x 22"H	39	\$1,152

**Required to order:** Model # including options if applicable, laminate selection and powder coat color.  
**If applicable:** PVC color, wood selection and wood finish color.


# CLASSICA

## General Specifications

**Table Top:** Tops are 1-1/4" thick, three ply engineered wood construction with .050" high pressure laminate (HPL) and a phenolic backer sheet. Edge is solid hardwood with radiused top edge. Hardwood veneer top may be specified as an alternate to HPL.

**Table Base:** Table base is a formed plywood cylinder wrapped with select hardwood veneer.

**Finish:** Standard powder coat on all metal parts is black; other colors may be specified. See **mediatechnologies®** Finish and Color Guide for choices.



### Oak Base with HPL Top



Cylinder



Cube

Model Number	Description	Wgt.	List Price
Cylinder			
DR18TOL-22	18"Dia x 22"H	40	\$1,102
DR24TOL-22	24"Dia x 22"H	62	\$1,163
Cube			
DS20TOL-22	20" x 20" x 22"H	51	\$944
DS26TOL-22	26" x 26" x 22"H	76	\$995

Note: Also available with maple or laminate base and with wood tops.

Water Resistant Power Outlets



### Connectivity Option

Model Number	Color	Description	List Price
AZ-2P2U10-72W	White	2 simplexes/2 active USB, 1 open port, 72" long cord	\$380
AZ-2P2U10-72B	Black	2 simplexes/2 active USB, 1 open port, 72" long cord	\$380

**Required to order:** Model # including options if applicable, laminate selection and powder coat color.  
**If applicable:** PVC color, wood selection and wood finish color.

Ottomen  
Benches  
Chairs & Stools  
Interactive Seating  
Occasional Tables  
Tables  
Conference Tables  
Desks  
Technology Carts & Podiums  
Storage

# DUO COFFEE TABLES

## General Specifications

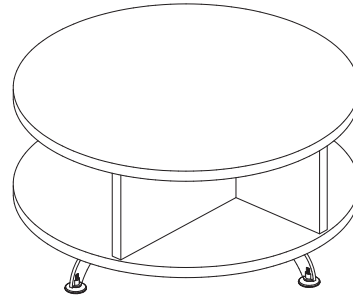
**Table Top:** Table tops are 1" thick baltic birch core with .050" high-pressure laminate top surface and .030" phenolic backer. Edges are exposed Baltic birch, profiled square with a radius along the top and bottom. Corners on rectilinear tops are square with a 1/8" radius.

**Base Assembly:** The base assembly is fabricated from 1" thick Baltic birch with premium grade oak or maple faces or HPL faces. Edges are exposed Baltic birch, profiled square with a radius along the corners.

**Leg Assemblies:** Legs are fabricated from 5/16" plate steel and include a curved profile with a square mounting plate. The bottom of each leg is fitted with a threaded weld nut and 1-7/8" black leveling glide.

**Power/Connectivity:** Power/connectivity units are offered as an option, each table can accept one unit. The unit will be mounted centered in and flush to the top surface and are liquid resistant. Units may be specified with 2 power & 1 active USB or 2 power and 2 data. Units are available in either gloss black or white and are supplied with a 72" long cord.

**Finish:** See **mediatechnologies®** Finish and Color Guide for choices.



Round

Coffee table				
Model Number	Description	Wgt.	List Price	
Round, Veneer				
DUO-00300T-14	30"Dia x 14"H	39	\$1,106	
DUO-00360T-14	36"Dia x 14"H	53	\$1,214	
Round, HPL				
DUO-00300T-21	30"Dia x 21"H	39	\$1,172	
DUO-00360T-21	36"Dia x 21"H	53	\$1,284	

Round, HPL				
DUO-00300TL-14	30"Dia x 14"H	39	\$1,106	
DUO-00360TL-14	36"Dia x 14"H	53	\$1,214	
DUO-00300TL-21	30"Dia x 21"H	39	\$1,172	
DUO-00360TL-21	36"Dia x 21"H	53	\$1,284	



Square

Square, Veneer				
DUO-30300T-14	30" x 30" x 14"H	48	\$1,053	
DUO-36360T-14	36" x 36" x 14"H	63	\$1,161	
Square, HPL				
DUO-30300T-21	30" x 30" x 21"H		\$1,116	
DUO-36360T-21	36" x 36" x 21"H		\$1,230	

Square, HPL				
DUO-30300TL-14	30" x 30" x 14"H	48	\$1,053	
DUO-36360TL-14	36" x 36" x 14"H	63	\$1,161	
DUO-30300TL-21	30" x 30" x 21"H		\$1,116	
DUO-36360TL-21	36" x 36" x 21"H		\$1,230	



Rectangle

Rectangular, Veneer				
DUO-24420T-14	24" x 42" x 14"H	53	\$1,123	
DUO-24420T-21	24" x 42" x 21"H		\$1,190	

Rectangular, HPL				
DUO-24420TL-14	24" x 42" x 14"H	53	\$1,123	
DUO-24420TL-21	24" x 42" x 21"H		\$1,190	

Connectivity Option			
Model Number	Color	Description	List Price
AZ-2P2U10-72W	White	2 simplex/2 active USB, 1 open port, 72" long cord	\$380
AZ-2P2U10-72B	Black	2 simplex/2 active USB, 1 open port, 72" long cord	\$380



**Required to order:** Model # including options if applicable, laminate selection and powder coat color.  
**If applicable:** PVC color, wood selection and wood finish color.

Ottomen  
Benches  
Chairs & Stools  
Interactive Seating  
Occasional Tables  
Tables  
Conference Tables  
Desks  
Technology Carts & Podiums  
Storage

# DUO CONNECTOR TABLES

## General Specifications

**Table Top:** Table tops are 1" thick baltic birch core or 1" thick engineered wood, with .050" high-pressure laminate top surface and .030" phenolic backer. Edges of baltic birch tops are exposed baltic birch, profiled square with a radius along the top and bottom. Engineered wood tops receive a 3mm PVC edge.

**Base Assembly:** The base assembly is fabricated from 1" thick Baltic birch with premium grade oak or maple faces and exposed Baltic birch edges, profiled square with a radius along the corners or 1" thick engineered wood with high-pressure laminate faces and 3mm PVC edges.

**Leg Assemblies:** Legs are fabricated from 5/16" plate steel and include a curved profile with a square mounting plate. The bottom of each leg is fitted with a threaded weld nut and 1-7/8" black leveling glide.

**Power/Connectivity:** Power/connectivity units are offered as an option, each table can accept one unit. The unit will be mounted centered in and flush to the top surface and are liquid resistant. Units may be specified with 2 power & 1 active USB or 2 power and 2 data. Units are available in either gloss black or white and are supplied with a 72" long cord.

**Finish:** See mediatechnologies® Finish and Color Guide for choices.



90° Curved



90° Open

### 90 Degree Wedge Table

Model Number	Description	Wgt.	List Price	
			Curved	Open
DUC-2424-CR90-14	24" x 24" x 14"H	Veneer	\$1,397	
DUC-2435-CR90-14	24" x 35" x 14"H	Veneer	\$1,514	
DUC-2424-CR90L-14	24" x 24" x 14"H	HPL	\$1,176	
DUC-2435-CR90L-14	24" x 35" x 14"H	HPL	\$1,274	
DUC-2424-CR90-21	24" x 24" x 21"H	Veneer	\$1,473	
DUC-2424-CR90L-21	24" x 24" x 21"H	HPL	\$1,240	
DUC-2424-OR90-14	24" x 24" x 14"H	Veneer	\$1,126	
DUC-2435-OR90-14	24" x 35" x 14"H	Veneer	\$1,434	
DUC-2452-OR90-14	24" x 52" x 14"H	Veneer	\$1,556	
DUC-2424-OR90L-14	24" x 24" x 14"H	HPL	\$948	
DUC-2435-OR90L-14	24" x 35" x 14"H	HPL	\$1,207	
DUC-2452-OR90L-14	24" x 52" x 14"H	HPL	\$1,310	
DUC-2424-OR90-21	24" x 24" x 21"H	Veneer	\$1,213	
DUC-2452-OR90-21	24" x 52" x 21"H	Veneer	\$1,681	
DUC-2424-OR90L-21	24" x 24" x 21"H	HPL	\$1,021	
DUC-2452-OR90L-21	24" x 52" x 21"H	HPL	\$1,415	

### Square Table

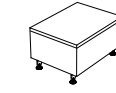
Model Number	Description	Finish	Wgt.	List Price	
				Closed	Open
DUC-2424-C-14	24" x 24" x 14"H	Veneer	44	\$1,085	
DUC-2424-C-21	24" x 24" x 21"H	Veneer	55	\$1,172	
DUC-2424-CL-14	24" x 24" x 14"H	HPL	44	\$913	
DUC-2424-CL-21	24" x 24" x 21"H	HPL	55	\$986	
DUC-2424-O-14	24" x 24" x 14"H	Veneer	14	\$1,085	
DUC-2424-O-21	24" x 24" x 21"H	Veneer	21	\$1,172	
DUC-2424-OL-14	24" x 24" x 14"H	HPL	14	\$913	
DUC-2424-OL-21	24" x 24" x 21"H	HPL	21	\$986	



Square Closed



Square Open



Rectangular Closed

### Rectangular Table

Model Number	Description	Wgt.	List Price	
			Closed	Open
DUC-2418-C-14	24"W x 18"D x 14"H	Veneer	37	\$1,015
DUC-2420-C-14	24"W x 20"D x 14"H	Veneer	39	\$1,015
DUC-2436-C-14	24"W x 36"D x 14"H	Veneer	59	\$1,233
DUC-2452-C-14	24"W x 52"D x 14"H	Veneer	79	\$1,496
DUC-2418-CL-14	24"W x 18"D x 14"H	HPL	37	\$854
DUC-2420-CL-14	24"W x 20"D x 14"H	HPL	39	\$854
DUC-2436-CL-14	24"W x 36"D x 14"H	HPL	59	\$1,038
DUC-2452-CL-14	24"W x 52"D x 14"H	HPL	79	\$1,259
DUC-2418-C-21	24"W x 18"D x 21"H	Veneer	46	\$1,100
DUC-2420-C-21	24"W x 20"D x 21"H	Veneer	49	\$1,100
DUC-2436-C-21	24"W x 36"D x 21"H	Veneer	73	\$1,319
DUC-2452-C-21	24"W x 52"D x 21"H	Veneer	97	\$1,620
DUC-2418-CL-21	24"W x 18"D x 21"H	HPL	46	\$926
DUC-2420-CL-21	24"W x 20"D x 21"H	HPL	49	\$926
DUC-2436-CL-21	24"W x 36"D x 21"H	HPL	73	\$1,110
DUC-2452-CL-21	24"W x 52"D x 21"H	HPL	97	\$1,364
DUC-2418-O-14	24"W x 18"D x 14"H	Veneer	11	\$1,015
DUC-2420-O-14	24"W x 20"D x 14"H	Veneer	12	\$1,015
DUC-2436-O-14	24"W x 36"D x 14"H	Veneer	21	\$1,233
DUC-2452-O-14	24"W x 52"D x 14"H	Veneer	30	\$1,496
DUC-2418-OL-14	24"W x 18"D x 14"H	HPL	11	\$854
DUC-2420-OL-14	24"W x 20"D x 14"H	HPL	12	\$854
DUC-2436-OL-14	24"W x 36"D x 14"H	HPL	21	\$1,038
DUC-2452-OL-14	24"W x 52"D x 14"H	HPL	30	\$1,259
DUC-2418-O-21	24"W x 18"D x 21"H	Veneer	12	\$1,100
DUC-2420-O-21	24"W x 20"D x 21"H	Veneer	14	\$1,100
DUC-2436-O-21	24"W x 36"D x 21"H	Veneer	30	\$1,319
DUC-2452-O-21	24"W x 52"D x 21"H	Veneer	70	\$1,620
DUC-2418-OL-21	24"W x 18"D x 21"H	HPL	12	\$926
DUC-2420-OL-21	24"W x 20"D x 21"H	HPL	14	\$926
DUC-2436-OL-21	24"W x 36"D x 21"H	HPL	30	\$1,110
DUC-2452-OL-21	24"W x 52"D x 21"H	HPL	70	\$1,364

### 45 Degree Wedge Table

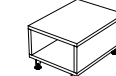
Model Number	Description	Finish	Wgt.	List Price	
				Curved	Open
DUC-2418-CR45-14	24" x 18" x 14"H	Veneer		\$1,439	
DUC-2420-CR45-14	24" x 20" x 14"H	Veneer		\$1,439	
DUC-2418-CR45L-14	24" x 18" x 14"H	HPL		\$1,211	
DUC-2420-CR45L-14	24" x 20" x 14"H	HPL		\$1,211	
DUC-2418-CR45-21	24" x 18" x 21"H	Veneer		\$1,489	
DUC-2420-CR45-21	24" x 20" x 21"H	Veneer		\$1,489	
DUC-2418-CR45L-21	24" x 18" x 21"H	HPL		\$1,253	
DUC-2420-CR45L-21	24" x 20" x 21"H	HPL		\$1,253	
DUC-2418-OR45-14	24" x 18" x 14"H	Veneer		\$1,126	
DUC-2420-OR45-14	24" x 20" x 14"H	Veneer		\$1,126	
DUC-2418-OR45L-14	24" x 18" x 14"H	HPL		\$948	
DUC-2420-OR45L-14	24" x 20" x 14"H	HPL		\$948	
DUC-2418-OR45-21	24" x 18" x 21"H	Veneer		\$1,176	
DUC-2420-OR45-21	24" x 20" x 21"H	Veneer		\$1,176	
DUC-2418-OR45L-21	24" x 18" x 21"H	HPL		\$990	
DUC-2420-OR45L-21	24" x 20" x 21"H	HPL		\$990	
DUC-2418-FR45-14	24" x 18" x 14"H	Veneer		\$1,257	
DUC-2420-FR45-14	24" x 20" x 14"H	Veneer		\$1,257	
DUC-2418-FR45L-14	24" x 18" x 14"H	HPL		\$1,058	
DUC-2420-FR45L-14	24" x 20" x 14"H	HPL		\$1,058	
DUC-2418-FR45-21	24" x 18" x 21"H	Veneer		\$1,307	
DUC-2420-FR45-21	24" x 20" x 21"H	Veneer		\$1,307	
DUC-2418-FR45L-21	24" x 18" x 21"H	HPL		\$1,100	
DUC-2420-FR45L-21	24" x 20" x 21"H	HPL		\$1,100	



45° Curved



45° Open



Rectangular Open

Connectivity Option			
Model Number	Color	Description	List Price
AZ-2P2U10-72W	White	2 simplexes/2 active USB, 1 open port, 72" long cord	\$380
AZ-2P2U10-72B	Black	2 simplexes/2 active USB, 1 open port, 72" long cord	\$380

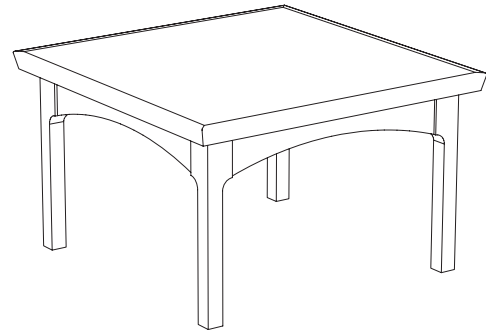
## General Specifications

**Table Top:** Table tops are 1-1/4" thick, three-ply engineered wood construction, with .050" high-pressure laminate (HPL) surface and a phenolic backer. The standard edge is 5/8"x1-5/8" solid red oak with a 1/2" radius all around.

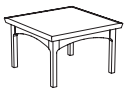
**Apron:** The apron is 1"x3-3/4" with a 1/8" radius on the exposed edges. Each apron is machined to a gentle arch, 2" deep at midspan. Aprons span the distance between the legs and are attached with #8 screws.

**Legs:** The legs are 2-1/4" solid glued up red oak with a 3/8" radius on all long edges. They are attached to the top by means of a 5"x5/16" steel plate. The leg and the plate are joined by (2) 5/16-18 machining bolts screwed into a 1/2" diameter barrel nut which is embedded in the leg. The steel plate is attached to the table top by (5) 5/16-18 machine bolts which screw into 5/16-18 metal insert embedded in the top. Each leg is equipped with a leveling guide.

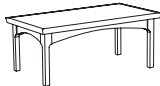
**Finish:** See **mediatechnologies®** Finish and Color Guide for choices.




Model Number	Description	Wgt	List Price
<b>Square Tables</b>			
L2424T-18	24"W x 24"D x 18"H	38	\$836
L2424T-22	24"W x 24"D x 22"H	38	\$836
L3030T-18	30"W x 30"D x 18"H	42	\$900
L3030T-22	30"W x 30"D x 22"H	42	\$900
<b>Rectangular Tables</b>			
L2448T-18	24"W x 48"D x 18"H	60	\$1,088
L2448T-22	24"W x 48"D x 22"H	60	\$1,088
<b>Round Tables</b>			
L0030T-18	30" Diameter x 18"H	39	\$1,354
L0030T-22	30" Diameter x 22"H	39	\$1,354



Square



Rectangle



Round

**Required to order:** Model # including options if applicable, laminate selection and powder coat color.  
**If applicable:** PVC color, wood selection and wood finish color.


## General Specifications

**Table Top:** Table tops are 1-1/4" thick, three-ply engineered wood construction, with .050" high-pressure laminate (HPL) surface and a phenolic backer. The standard edge is 5/8"x1-5/8" solid red oak with a 1/2" radius all around.

**Apron:** The apron is 1"x2" with a 1/8" radius on the exposed edges. Aprons span the distance between the legs and are attached with #8 Screws.

**Legs:** The legs are 2-1/4" solid glued up red oak with a 3/8" radius on all long edges. They are attached to the top by means of a 5"x5/16" steel plate. The leg and the plate are joined by (2) 5/16-18 machine bolts screwed into a 1/2" diameter barrel nut which is embedded in the leg. The steel plate is attached to the table top by (5) 5/16-18 machine bolts which screw into 5/16-18 metal insert embedded in the top. Each leg is equipped with a leveling guide.

**Finish:** See **mediatechnologies®** Finish and Color Guide for choices.



### Metro Occasional Tables

Model Number	Description	Wgt	List Price
--------------	-------------	-----	------------

#### Square Tables



Square

M2424T-18	24"W x 24"D x 18"H	38	\$718
M2424T-22	24"W x 24"D x 22"H	38	\$718
M3030T-18	30"W x 30"D x 18"H	35	\$773
M3030T-22	30"W x 30"D x 22"H	42	\$773

#### Rectangular Tables



Rectangle

M2448T-18	24"W x 48"D x 18"H	60	\$936
M2448T-22	24"W x 48"D x 22"H	60	\$936

#### Round Tables



Round

M0030T-18	30" Diameter x 18"H	39	\$1,163
M0030T-22	30" Diameter x 22"H	39	\$1,163

**Required to order:** Model # including options if applicable, laminate selection and powder coat color.  
**If applicable:** PVC color, wood selection and wood finish color.



## General Specifications

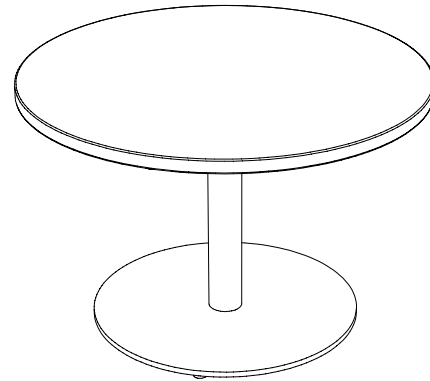
**Table Top:** Table tops are 1-1/4" thick, three-ply 45# particleboard construction with .050" high-pressure laminate top surface and a .030" phenolic backer.

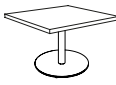
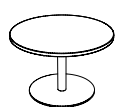
**Corners for square tops:** Square corners on banded tops have a 1/8" radius. Radiused corners on square tops have a 2" radius.

**Disc – Single Column:** 16-gauge fabricated steel, 4" column on 18" disc base. Bases fitted with felt pads. 12" x 12" 4 gauge steel fixed mounting plate.

**Finish:** Standard powder coat on all metal parts is black; other colors may be specified. See **mediatechnologies®** Finish and Color Guide for choices.

**Note:** All bases are supplied with felt pads. Optional 1" diameter leveling glides are available at an additional charge.



Orbit Occasional Tables				
	Model Number	Description	Wgt	List Price
 Square	Square Tables - Square Corners			
	018-C2424-18	24"W x 24"D x 18"H	103	\$977
	018-C2424-22	24"W x 24"D x 22"H	103	\$977
	018-C3030-18	30"W x 30"D x 18"H	103	\$977
	018-C3030-22	30"W x 30"D x 22"H	103	\$977
	Square Tables - Radiused Corners			
 Round	018-C2424R-18	24"W x 30"D x 18"H	103	\$1,026
	018-C2424R-22	24"W x 30"D x 22"H	103	\$1,026
	018-C3030R-18	24"W x 48"D x 18"H	103	\$1,026
	018-C3030R-22	24"W x 48"D x 22"H	103	\$1,026
	Round Tables			
	018-C0030-18	30" Diameter x 18"H	103	\$987
018-C0030-22	30" Diameter x 22"H	103	\$987	

**Required to order:** Model # including options if applicable, laminate selection and powder coat color.  
**If applicable:** PVC color, wood selection and wood finish color.

## General Specifications

**Table Top:** Tops are 1-1/4" thick, three ply engineered wood construction with .050" thick high pressure laminate (HPL) and a .030" thick phenolic backer sheet. Edge is 5/8" solid hardwood with radiused top and side edges. Veneer top may be specified as an alternate to HPL.


**Table Base:** Round table base is a formed plywood cylinder wrapped with select hardwood veneer 7/8" thick. Square tables receive 3/4" thick three ply engineered wood panel with grade "A" veneer. Panels are attached to 3/4" square solid hard wood that is glued to panels to make a square. Vertical edges receive 5/8" radius. Both round and square bases receive a 3/4" thick base and subtop to create the basis of the shape, as well as for structural integrity. Base and subtop are pocket screwed and glued to vertical structure.

**Table Legs:** Welded steel legs with powder coat finish.

**Dimensions:** Standard table height is 22". Standard diameters are 18" and 24" and squares are 20" and 26".

**Finish:** Specify wood finish and laminate choices.

See **mediatechnologies®** Finish and Color Guide for choices.



Ottomen

Benches

Chairs &amp; Stools

Interactive Seating

Occasional Tables

Tables

Conference Tables

Desks

Technology Carts &amp; Podiums

Storage

### Oak Base with HPL Top



Cylinder



Cube

Model Number	Description	Wgt.	List Price
<b>Cylinder</b>			
RD18TOL-22	18" Diameter x 22"H	40	\$1,225
RD24TOL-22	24" Diameter x 22"H	62	\$1,183
<b>Cube</b>			
RS20TOL-22	20" x 20" x 22"H	51	\$1,068
RS26TOL-22	26" x 26" x 22"H	76	\$1,120

Note: Also available with maple or laminate base and with wood tops.

Water Resistant Power Outlets



### Connectivity Option

Model Number	Color	Description	List Price
AZ-2P2U10-72W	White	2 simplexes/2 active USB, 1 open port, 72" long cord	\$380
AZ-2P2U10-72B	Black	2 simplexes/2 active USB, 1 open port, 72" long cord	\$380

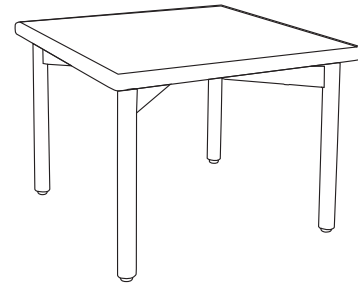
**Required to order:** Model # including options if applicable, laminate selection and powder coat color.  
**If applicable:** PVC color, wood selection and wood finish color.

## General Specifications

**Table Top:** Table tops are 1-1/4" thick, three-ply engineered wood construction, with .050" high-pressure laminate (HPL) surface and a phenolic backer. The standard edge is 5/8"x1-5/8" solid red oak with a 1/2" radius all around. Tops 60" and over are supported on the underside with a 14 gauge steel keel.

**Legs:** The legs are 2-1/4" solid glued up red oak with a 3/8" radius on all long edges. They are attached to the top by means of a 5"x5/16" steel plate. The leg and the plate are joined by (2) 5/16-18 machining bolts screwed into a 1/2" diameter barrel nut which is embedded in the leg. The steel plate is attached to the table top by (5) 5/16-18 machine bolts which screw into 5/16-18 metal insert embedded in the top. Each leg is equipped with a leveling guide.

**Finish:** Standard powder coat on all metal parts is black; other colors may be specified. See **mediatechnologies®** Finish and Color Guide for choices.



Square



Rectangle



Round

Vector Occasional Tables				
Model Number	Description	Wgt	List Price	
Square Tables				
VT-F2424-18	24"W x 24"D x 18"H	36	\$694	
VT-F2424-22	24"W x 24"D x 22"H	38	\$694	
Rectangular Tables				
VT-F3030-18	30"W x 30"D x 18"H	40	\$748	
VT-F3030-22	30"W x 30"D x 22"H	42	\$748	
Round Tables				
VT-F0030-18	30" Diameter x 18"H	37	\$1,123	
VT-F0030-22	30" Diameter x 22"H	39	\$1,123	

**Required to order:** Model # including options if applicable, laminate selection and powder coat color.  
**If applicable:** PVC color, wood selection and wood finish color.

# SAETH

## General Specifications

**Table Top:** Table tops are 1-1/4" thick, three-ply engineered wood construction, with .050" high-pressure laminate (HPL) surface and a phenolic backer. The standard edge is 5/8"x1-5/8" solid red oak with a 1/8" radius on the top edge, 30° reverse bevel and 1/16" radius on the bottom edge.

**Legs:** The legs and frame are 1-1/4" solid glued up red oak hardwood.. Each leg is equipped with a tack-glide.

**Finish:** Standard powder coat on all metal parts is black; other colors may be specified. See **mediatechnologies®** Finish and Color Guide for choices.



Saeth Coffee Table			
Model Number	Description	Wgt	List Price
30° Wood Bevel edges			
STH-VW-0030-18	30" Dia. X 18"H	103	\$1,354
STH-VW-0036-18	36" Dia. X 18"H	103	\$1,459
STH-VW0024-22	22" Dia. X 22"H	103	\$939

**Required to order:** Model # including options if applicable, laminate selection and powder coat color.  
**If applicable:** PVC color, wood selection and wood finish color.

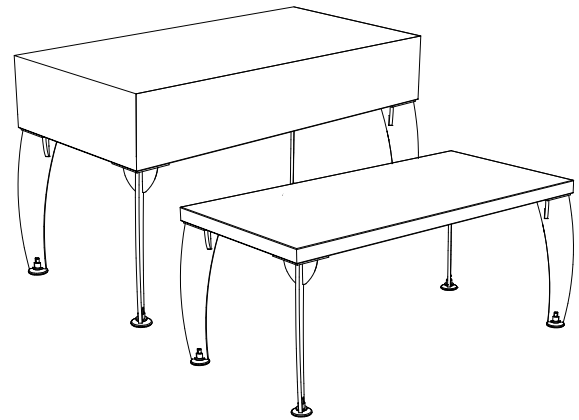
## General Specifications

**Table Top:** Table tops for 16" height models are 1" thick Baltic birch core with .050" high-pressure laminate top surface and .030" phenolic backer. Edges are exposed Baltic birch, profile square with a radius along the top and bottom. Corners are rectilinear and pentagon tops are square with a 1/8" radius.

Table tops for 21" height models are 6" height structures fabricated from .75" engineered wood with high-pressure laminate or select grade oak or maple veneer faces.

**Leg Assemblies:** Legs are fabricated from 5/16" plate steel and include a curved profile with a square mounting plate and a pair of decorative gussets. The bottom of each leg is fitted with a threaded weld nut and 1-7/8" black leveling glide.

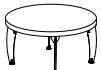
**Finish:** See **mediatechnologies®** Finish and Color Guide for choices.



Ottomen  
Benches  
Chairs & Stools  
Interactive Seating  
Occasional Tables  
Tables  
Conference Tables  
Desks  
Technology Carts & Podiums  
Storage

### 16" H Timetable Occasional Tables Baltic Birch Core, High-Pressure Laminate Surface

Model Number	Description	Wgt	List Price
Round Tables			
TT0030-16	30"Dia x 16"H	44	\$758



Round

Square Tables			
TT2424-16	24" x 24" x 16"H	31	\$640
TT3030-16	30" x 30" x 16"H	49	\$727



Square

Rectangular Tables			
TT2430-16	24" x 30" x 16"H	32	\$663
TT2448-16	24" x 48" x 16"H	56	\$758
TT3048-16	30" x 48" x 16"H	63	\$831



Rectangular

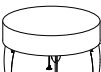
Pentagonal Tables			
TTP1818-16	18"Returns x 16"H	40	\$832
TTP2424-16	24"Returns x 16"H	51	\$1,021



Pentagonal

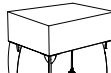
### 21" H Timetable Occasional Tables High-Pressure Laminate Surface, Self Edge

Model Number	Description	Wgt	List Price
Round Tables			
TT0030-21	30"Dia x 21"H		\$1,011



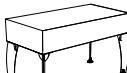
Round

Square Tables			
TT2424-21	24" x 24" x 21"H		\$852
TT3030-21	30" x 30" x 21"H		\$969



Square

Rectangular Tables			
TT2430-21	24" x 30" x 21"H		\$885
TT2448-21	24" x 48" x 21"H		\$1,011
TT3048-21	30" x 48" x 21"H		\$1,108



Rectangular

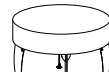
Pentagonal Tables			
TTP1818-21	18"Returns x 21"H		\$1,109
TTP2424-21	24"Returns x 21"H		\$1,361



Pentagonal

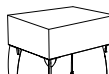
### Oak Veneer Surface, Self Edge

Model Number	Description	Wgt	List Price
Round Tables			
TT00300-21	30"Dia x 21"H		\$1,011



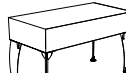
Round

Square Tables			
TT24240-21	24" x 24" x 21"H		\$852
TT30300-21	30" x 30" x 21"H		\$969



Square

Rectangular Tables			
TT24300-21	24" x 30" x 21"H		\$885
TT24480-21	24" x 48" x 21"H		\$1,011
TT30480-21	30" x 48" x 21"H		\$1,108



Rectangular

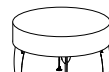
Pentagonal Tables			
TTP18180-21	18"Returns x 21"H		\$1,109
TTP24240-21	24"Returns x 21"H		\$1,361



Pentagonal

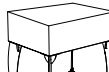
### Maple Veneer Surface, Self Edge

Model Number	Description	Wgt	List Price
Round Tables			
TT0030M-21	30"Dia x 21"H		\$1,011



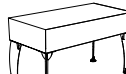
Round

Square Tables			
TT2424M-21	24" x 24" x 21"H		\$852
TT3030M-21	30" x 30" x 21"H		\$969



Square

Rectangular Tables			
TT2430M-21	24" x 30" x 21"H		\$885
TT2448M-21	24" x 48" x 21"H		\$1,011
TT3048M-21	30" x 48" x 21"H		\$1,108



Rectangular

Pentagonal Tables			
TTP1818M-21	18"Returns x 21"H		\$1,109
TTP2424M-21	24"Returns x 21"H		\$1,361



Pentagonal

**Required to order:** Model # including options if applicable, laminate selection and powder coat color.  
**If applicable:** PVC color, wood selection and wood finish color.

## General Specifications

**Table Top:** Table tops are 1" thick, three-ply particleboard with .050" high-pressure laminate top surface and .030" phenolic backer. Edge types include 3mm hardwood (E) and PVC (C) along with 5"8" hardwood that may be profiled in either a Sweep (TW) or 30° Bevel (VW) profile. A 1-1/2" 60° hardwood band (S) is also available. Corners on rectilinear tops are square with a 1/8" radius. Tops 60" and over are supported on the underside with a 14 gauge steel keel.

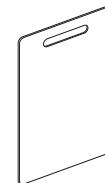
**Leg Base Assembly:** Legs are 7/8" x 1-1/4", 16-gauge oval tubing. The two legs are spaced and angled outward, with a 3/8" steel rod tying the two legs together. The legs are welded to a 3/16" thick steel top plate. The bottom of each leg is capped with a 1/4" plate and bored and tapped to allow the attachment of a 60mm star caster with brake.

**Optional Modesty Panels:** Tables may be fitted with an optional modesty panel, supplied in either perforated metal or laminate.

**Finish:** See **mediatechnologies®** Finish and Color Guide for choices.



Alba				
Model Number	Description	Wgt.	List Price	
<b>3mm PVC Edges</b>				
AA-C2236-29	22"W x 36"L x 29"H	32	\$582	
AA-C2248-29	22"W x 48"L x 29"H	40	\$612	
AA-C2260-29	22"W x 60"L x 29"H	49	\$646	
AA-C2736-29	27"W x 36"L x 29"H	39	\$611	
AA-C2748-29	27"W x 48"L x 29"H	47	\$643	
AA-C2760-29	27"W x 60"L x 29"H	57	\$683	
<b>3mm Wood Edges</b>				
AA-E2236-29	22"W x 36"L x 29"H	32	\$678	
AA-E2248-29	22"W x 48"L x 29"H	40	\$713	
AA-E2260-29	22"W x 60"L x 29"H	49	\$800	
AA-E2736-29	27"W x 36"L x 29"H	39	\$706	
AA-E2748-29	27"W x 48"L x 29"H	47	\$743	
AA-E2760-29	27"W x 60"L x 29"H	57	\$809	
<b>Sweep Hardwood Edges</b>				
AA-TW2236-29	22"W x 36"L x 29"H	32	\$771	
AA-TW2248-29	22"W x 48"L x 29"H	40	\$812	
AA-TW2260-29	22"W x 60"L x 29"H	49	\$852	
AA-TW2736-29	27"W x 36"L x 29"H	39	\$812	
AA-TW2748-29	27"W x 48"L x 29"H	47	\$855	
AA-TW2760-29	27"W x 60"L x 29"H	57	\$900	
<b>30° Hardwood Bevel Edges</b>				
AA-VW2236-29	22"W x 36"L x 29"H	32	\$771	
AA-VW2248-29	22"W x 48"L x 29"H	40	\$812	
AA-VW2260-29	22"W x 60"L x 29"H	49	\$852	
AA-VW2736-29	27"W x 36"L x 29"H	39	\$812	
AA-VW2748-29	27"W x 48"L x 29"H	47	\$855	
AA-VW2760-29	27"W x 60"L x 29"H	57	\$900	
<b>1.5" 60° Bevel Hardwood Edges</b>				
AA-S2236-29	22"W x 36"L x 29"H	32	\$823	
AA-S2248-29	22"W x 48"L x 29"H	40	\$866	
AA-S2260-29	22"W x 60"L x 29"H	49	\$908	
AA-S2736-29	27"W x 36"L x 29"H	39	\$868	
AA-S2748-29	27"W x 48"L x 29"H	47	\$913	
AA-S2760-29	27"W x 60"L x 29"H	57	\$959	



Alba Wing				
Model Number	Description	Wgt.	List Price	
<b>3mm PVC Edges</b>				
AA-C20/2460W-29	22"W x 60"L x 29"H	49	\$718	

Twin Wheel Locking Casters				
Add Suffix to Model Number	Description	Wgt.	List Price	
-2C	Set of 2 Casters	1	\$38	
-4C	Set of 4 Casters	2	\$75	

Surfboard Marker Board				
Model Number	Description	Wt.	List Price	
SFB-1824	18"W x 24"L		\$155	
SFB-SMB	Table Side Mounting Bracket for Surfboard - available in full range of powder coat colors.		\$56	
SFB-TMB	Table Top Mounting Bracket for Surfboard - available in black		\$56	

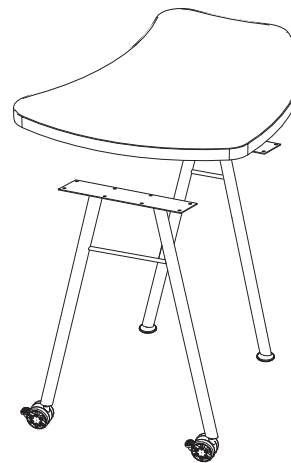
**Required to order:** Model # including options if applicable, laminate selection and powder coat color.  
**If applicable:** PVC color, wood selection and wood finish color.

## General Specifications

**Table Top:** Table tops are 1" thick, three-ply particleboard with .050" high-pressure laminate top surface and .030" phenolic backer. Edge types include 3mm PVC (C) along with contoured DuraTuf (DC) profile.

**Leg Base Assembly:** Legs are 7/8" x 1-1/4", 16-gauge oval tubing. The two legs are spaced and angled outward, with a 3/8" steel rod tying the two legs together. The legs are welded to a 3/16" thick steel top plate. The bottom of each leg is capped with a 1/4" plate and bored and tapped to allow the attachment of a 60mm star caster with brake.

**Finish:** See mediatechnologies® Finish and Color Guide for choices.



Alba Fin			
Model Number	Description	Wgt.	List Price
3mm PVC Edges			
AF-C2731-29-2C	27"W x 31"L x 29"H	40	\$470



Twin Wheel Locking Casters			
Add Suffix to Model Number	Description	Wgt.	List Price
-2C	Set of 2 Casters	1	\$38
-4C	Set of 4 Casters	2	\$75


**Required to order:** Model # including options if applicable, laminate selection and powder coat color.  
**If applicable:** PVC color, wood selection and wood finish color.

# PEADIQUE

## General Specifications

**Table Top:** Table tops are 1-1/4" thick, three-ply particleboard with .050" high-pressure laminate top surface and .030" phenolic backer. Edge types include 3mm hardwood (E) and PVC (C) along with 5/8" hardwood that may be profiled in either a Sweep (TW) or 30° Bevel (VW) profile. A 1-1/2" 60° hardwood band (S) is also available. Table top is attached to base mounting plate with 8 wood screw fasteners.

**Leg and Base:** legs are 14-gauge, 1-1/4" square powder coated steel tube welded to a 3/16" thick round steel base mounting plate. All four legs are tied together with a 1/4" diameter foot ring welded through each leg. Each leg is fitted with an adjustable glide.



Round Tables			
Model Number	Description	Weight	List Price
3mm PVC Edges			
PDQ-C0022-29	22"Dia. x 29"H	24	\$616
PDQ-C0027-36	27"Dia. x 36"H	37	\$662
PDQ-C0032-42	32"Dia. x 42"H	45	\$727

**Required to order:** Model # including options if applicable, laminate selection and powder coat color.  
**If applicable:** PVC color, wood selection and wood finish color.



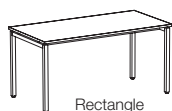
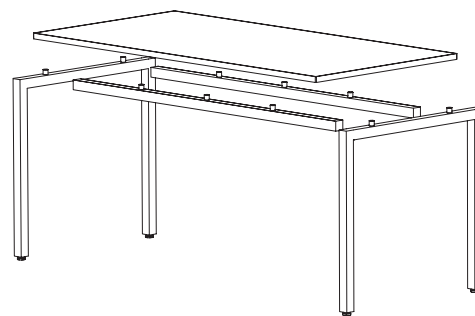
## General Specifications

**Table tops:** 1-1/4" thick, three-ply 45# particleboard construction with a .050" high pressure laminate top surface and a .030" phenolic backer.  
Corners for rectilinear tops: square corners on banded tops have a 1/8" radius.

**Finish:** See **mediatechnologies®** Finish and Color Guide for choices.

**Leg and Frame Assembly:** Welded end frames consist of 1-1/2" square, 14 gauge steel tubing. End frames are connected to (2) 1-1/2" square steel tube spanners using 1/4-20 machine bolts. 3/4" diameter X 3/4"H spacers are placed between the top and the understructure. Frame assembly attaches to worksurface using 1/4-20 machine bolts. Legs are fitted with adjustable glides.

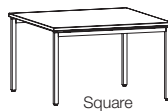
**Finish:** See **mediatechnologies®** Finish and Color Guide for choices.



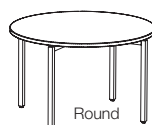
Rectangle



Rectangular Tables with Squared Corners				
Model Number	Description	Wgt	List Price	
3mm PVC Edges				
GTX-C2448-29	24"W x 48"L x 29"H	64	\$865	
GTX-C2460-29	24"W x 60"L x 29"H	76	\$938	
GTX-C2472-29	24"W x 72"L x 29"H	88	\$1,023	
3mm Wood Edges				
GTX-C3048-29	30"W x 48"L x 29"H	75	\$910	
GTX-C3060-29	30"W x 60"L x 29"H	89	\$1,004	
GTX-C3072-29	30"W x 72"L x 29"H	103	\$1,105	
Hardwood Sweep Edges				
GTX-C3660-29	36"W x 60"L x 29"H	102	\$1,089	
GTX-C3672-29	36"W x 72"L x 29"H	119	\$1,181	
30° Bevel Hardwood Edges				
GTX-E2448-29	24"W x 48"L x 29"H	64	\$981	
GTX-E2460-29	24"W x 60"L x 29"H	76	\$1,081	
GTX-E2472-29	24"W x 72"L x 29"H	88	\$1,196	
1 1/2" 60° Bevel Hardwood Edges				
GTX-E3048-29	30"W x 48"L x 29"H	75	\$1,093	
GTX-E3060-29	30"W x 60"L x 29"H	89	\$1,198	
GTX-E3072-29	30"W x 72"L x 29"H	103	\$1,288	
Hardwood Sweep Edges				
GTX-E3660-29	36"W x 60"L x 29"H	102	\$1,263	
GTX-E3672-29	36"W x 72"L x 29"H	119	\$1,355	
30° Bevel Hardwood Edges				
GTX-TW2448-29	24"W x 48"L x 29"H	64	\$923	
GTX-TW2460-29	24"W x 60"L x 29"H	76	\$1,000	
GTX-TW2472-29	24"W x 72"L x 29"H	88	\$1,089	
1 1/2" 60° Bevel Hardwood Edges				
GTX-TW3048-29	30"W x 48"L x 29"H	75	\$970	
GTX-TW3060-29	30"W x 60"L x 29"H	89	\$1,068	
GTX-TW3072-29	30"W x 72"L x 29"H	103	\$1,179	
Hardwood Sweep Edges				
GTX-TW3660-29	36"W x 60"L x 29"H	102	\$1,149	
GTX-TW3672-29	36"W x 72"L x 29"H	119	\$1,249	
30° Bevel Hardwood Edges				
GTX-VW2448-29	24"W x 48"L x 29"H	64	\$1,052	
GTX-VW2460-29	24"W x 60"L x 29"H	76	\$1,129	
GTX-VW2472-29	24"W x 72"L x 29"H	88	\$1,216	
1 1/2" 60° Bevel Hardwood Edges				
GTX-VW3048-29	30"W x 48"L x 29"H	75	\$1,099	
GTX-VW3060-29	30"W x 60"L x 29"H	89	\$1,194	
GTX-VW3072-29	30"W x 72"L x 29"H	103	\$1,298	
Hardwood Sweep Edges				
GTX-VW3660-29	36"W x 60"L x 29"H	102	\$1,280	
GTX-VW3672-29	36"W x 72"L x 29"H	119	\$1,374	
30° Bevel Hardwood Edges				
GTX-S2448-29	24"W x 48"L x 29"H	64	\$1,108	
GTX-S2460-29	24"W x 60"L x 29"H	76	\$1,189	
GTX-S2472-29	24"W x 72"L x 29"H	88	\$1,268	
1 1/2" 60° Bevel Hardwood Edges				
GTX-S3048-29	30"W x 48"L x 29"H	75	\$1,170	
GTX-S3060-29	30"W x 60"L x 29"H	89	\$1,268	
GTX-S3072-29	30"W x 72"L x 29"H	103	\$1,420	
Hardwood Sweep Edges				
GTX-S3660-29	36"W x 60"L x 29"H	102	\$1,355	
GTX-S3672-29	36"W x 72"L x 29"H	119	\$1,470	



Square



Round



Square Tables with Squared Corners				
Model Number	Description	Wgt	List Price	
3mm PVC Edges				
GTX-C4242-29	42"W x 42"L x 29"H	87	\$970	
GTX-C4848-29	48"W x 48"L x 29"H	106	\$981	
GTX-C6060-29	60"W x 60"L x 29"H	154	\$1,178	
3mm Wood Edges				
GTX-E4242-29	42"W x 42"L x 29"H	87	\$1,146	
GTX-E4848-29	48"W x 48"L x 29"H	106	\$1,157	
GTX-E6060-29	60"W x 60"L x 29"H	154	\$1,360	
Hardwood Sweep Edges				
GTX-TW4242-29	42"W x 42"L x 29"H	87	\$1,222	
GTX-TW4848-29	48"W x 48"L x 29"H	106	\$1,235	
GTX-TW6060-29	60"W x 60"L x 29"H	154	\$1,440	
30° Bevel Hardwood Edges				
GTX-VW4242-29	42"W x 42"L x 29"H	87	\$1,222	
GTX-VW4848-29	48"W x 48"L x 29"H	106	\$1,235	
GTX-VW6060-29	60"W x 60"L x 29"H	154	\$1,440	
1 1/2" 60° Bevel Hardwood Edges				
GTX-S4242-29	42"W x 42"L x 29"H	87	\$1,215	
GTX-S4848-29	48"W x 48"L x 29"H	106	\$1,229	
GTX-S6060-29	60"W x 60"L x 29"H	154	\$1,379	

Round Tables				
Model Number	Description	Wgt	List Price	
3mm PVC Edges				
GTX-C0042-29	42" Dia. x 29"H	69	\$1,083	
GTX-C0048-29	48" Dia. x 29"H	84	\$1,094	
GTX-C0060-29	60" Dia. x 29"H	121	\$1,296	
3mm Wood Edges				
GTX-E0042-29	42" Dia. x 29"H	69	\$1,241	
GTX-E0048-29	48" Dia. x 29"H	84	\$1,252	
GTX-E0060-29	60" Dia. x 29"H	121	\$1,355	
Hardwood Sweep Edges				
GTX-TW0042-29	42" Dia. x 29"H	69	\$1,324	
GTX-TW0048-29	48" Dia. x 29"H	84	\$1,345	
GTX-TW0060-29	60" Dia. x 29"H	121	\$1,565	
30° Bevel Hardwood Edges				
GTX-VW0042-29	42" Dia. x 29"H	69	\$1,324	
GTX-VW0048-29	48" Dia. x 29"H	84	\$1,345	
GTX-VW0060-29	60" Dia. x 29"H	121	\$1,565	
1 1/2" 60° Bevel Hardwood Edges				
GTX-S0042-29	42" Dia. x 29"H	69	\$1,443	
GTX-S0048-29	48" Dia. x 29"H	84	\$1,451	
GTX-S0060-29	60" Dia. x 29"H	121	\$1,729	

**Required to order:** Model # including options if applicable, laminate selection and powder coat color.  
**If applicable:** PVC color, wood selection and wood finish color.

## General Specifications

**Assembly:** Four legs are arrayed around an 8" diam. metal ring and are bolted with 1/4 20 machine screws to a square mounting plate at the top of each leg. At the bottom, the outer edges of the four legs fit within either a 26" or 32" square footprint, depending on the size specified.


**Legs:** Legs are formed with 12 gauge steel tubing, 2" x 3" in section. Each leg is a weldment with the lower portion angle outward at a 45° angle. The top of each leg has a welded insert, drilled and tapped to accept two machine head screws to attach to a mounting plate. Legs are provided with adjustable leveling glides. Each leg provides a cable management channel to the floor.

**Mounting Plates:** Mounting plates are fabricated from 7 gauge steel. Each is bored and countersunk from the top to accept 1/4-20 flat head machine screws to attach the legs. Each leg receives one mounting plate. Each plate is also bored around the perimeter with mounting holes for the attachment to the table top.


**Steel Ring:** 12 gauge steel, formed into a continuous cylinder 1"H x 8" diam. Bored to pass mounting bolts for attachment to the legs. Ring is also bored with smaller holes to allow mounting of optional wood cylinder.

**Optional Wood Cylinder:** Approx 8" diam. x 15-1/2"H plywood cylinder fits between the underside of the mounting plate and the steel hoop and acts as a concealed passage for cabling. Cylinder is available in a variety of wood veneer.

**Finish:** Standard powder coat on all metal parts is black; other colors may be specified. See [mediatechnologies®](#) Finish and Color Guide for choices.



Standard Base



Cylinder Base



Round Standard



Round Tables with Standard Base				
Model Number	Description	Wgt.	List Price	
3mm PVC Edges				
Z25-C0042-29	42" Diameter x 29"H	110	\$1,408	
Z25-C0048-29	48" Diameter x 29"H	116	\$1,411	
Z28-C0060-29	60" Diameter x 29"H	139	\$1,624	
3mm Wood Edges				
Z25-E0042-29	42" Diameter x 29"H	110	\$1,538	
Z25-E0048-29	48" Diameter x 29"H	116	\$1,542	
Z28-E0060-29	60" Diameter x 29"H	139	\$1,753	
5/8" Wood Bullnose Edges				
Z25-G0042-29	42" Diameter x 29"H	110	\$1,622	
Z25-G0048-29	48" Diameter x 29"H	116	\$1,633	
Z28-G0060-29	60" Diameter x 29"H	139	\$1,846	
1-1/2" Wood Knife Edges				
Z25-K0042-29	42" Diameter x 29"H	110	\$1,751	
Z25-K0048-29	48" Diameter x 29"H	116	\$1,751	
Z28-K0060-29	60" Diameter x 29"H	139	\$1,984	
1-1/4" Wood Bullnose Edges				
Z25-L0042-29	42" Diameter x 29"H	110	\$1,713	
Z25-L0048-29	48" Diameter x 29"H	116	\$1,727	
Z28-L0060-29	60" Diameter x 29"H	139	\$1,965	
5/8" Wood Edges				
Z25-R0042-29	42" Diameter x 29"H	110	\$1,629	
Z25-R0048-29	48" Diameter x 29"H	116	\$1,629	
Z28-R0060-29	60" Diameter x 29"H	139	\$1,838	
1-1/2" Wood Flip Edges				
Z25-S0042-29	42" Diameter x 29"H	110	\$1,751	
Z25-S0048-29	48" Diameter x 29"H	116	\$1,751	
Z28-S0060-29	60" Diameter x 29"H	139	\$1,984	
5/8" Wood Edges				
Z25-W0042-29	42" Diameter x 29"H	110	\$1,629	
Z25-W0048-29	48" Diameter x 29"H	116	\$1,629	
Z28-W0060-29	60" Diameter x 29"H	139	\$1,838	



Round Cylinder



Round Tables with Cylinder Base				
Model Number	Description	Wgt.	List Price	
3mm PVC Edges				
ZC25-C0042-29	42" Diameter x 29"H	110	\$2,064	
ZC25-C0048-29	48" Diameter x 29"H	116	\$2,068	
ZC28-C0060-29	60" Diameter x 29"H	139	\$2,281	
3mm Wood Edges				
ZC25-E0042-29	42" Diameter x 29"H	110	\$2,194	
ZC25-E0048-29	48" Diameter x 29"H	116	\$2,198	
ZC28-E0060-29	60" Diameter x 29"H	139	\$2,410	
5/8" Wood Bullnose Edges				
ZC25-G0042-29	42" Diameter x 29"H	110	\$2,279	
ZC25-G0048-29	48" Diameter x 29"H	116	\$2,291	
ZC28-G0060-29	60" Diameter x 29"H	139	\$2,504	
1-1/2" Wood Knife Edges				
ZC25-K0042-29	42" Diameter x 29"H	110	\$2,408	
ZC25-K0048-29	48" Diameter x 29"H	116	\$2,408	
ZC28-K0060-29	60" Diameter x 29"H	139	\$2,642	
1-1/4" Wood Bullnose Edges				
ZC25-L0042-29	42" Diameter x 29"H	110	\$2,370	
ZC25-L0048-29	48" Diameter x 29"H	116	\$2,384	
ZC28-L0060-29	60" Diameter x 29"H	139	\$2,621	
5/8" Wood Edges				
ZC25-R0042-29	42" Diameter x 29"H	110	\$2,287	
ZC25-R0048-29	48" Diameter x 29"H	116	\$2,287	
ZC28-R0060-29	60" Diameter x 29"H	139	\$2,494	
1-1/2" Wood Flip Edges				
ZC25-S0042-29	42" Diameter x 29"H	110	\$2,408	
ZC25-S0048-29	48" Diameter x 29"H	116	\$2,408	
ZC28-S0060-29	60" Diameter x 29"H	139	\$2,642	
5/8" Wood Edges				
ZC25-W0042-29	42" Diameter x 29"H	110	\$2,287	
ZC25-W0048-29	48" Diameter x 29"H	116	\$2,287	
ZC28-W0060-29	60" Diameter x 29"H	139	\$2,494	

**Required to order:** Model # including options if applicable, laminate selection and powder coat color.  
**If applicable:** PVC color, wood selection and wood finish color.



Square Standard



Square Tables with Standard Base			
Model Number	Description	Wgt.	List Price
<b>3mm PVC Edges</b>			
Z25-C4242-29	42"W x 42"L x 29"H	126	\$1,375
Z25-C4848-29	48"W x 48"L x 29"H	131	\$1,380
Z28-C6060-29	60"W x 60"L x 29"H	151	\$1,590
<b>3mm Wood Edges</b>			
Z25-E4242-29	42"W x 42"L x 29"H	126	\$1,487
Z25-E4848-29	48"W x 48"L x 29"H	131	\$1,490
Z28-E6060-29	60"W x 60"L x 29"H	151	\$1,759
<b>5/8" Wood Bullnose Edges</b>			
Z25-G4242-29	42"W x 42"L x 29"H	126	\$1,588
Z25-G4848-29	48"W x 48"L x 29"H	131	\$1,596
Z28-G6060-29	60"W x 60"L x 29"H	151	\$1,817
<b>1-1/2" Wood Knife Edges</b>			
Z25-K4242-29	42"W x 42"L x 29"H	126	\$1,613
Z25-K4848-29	48"W x 48"L x 29"H	131	\$1,622
Z28-K6060-29	60"W x 60"L x 29"H	151	\$1,843
<b>1-1/4" Wood Bullnose Edges</b>			
Z25-L4242-29	42"W x 42"L x 29"H	126	\$1,675
Z25-L4848-29	48"W x 48"L x 29"H	131	\$1,685
Z28-L6060-29	60"W x 60"L x 29"H	151	\$1,931
<b>5/8" Wood Edges</b>			
Z25-R4242-29	42"W x 42"L x 29"H	126	\$1,520
Z25-R4848-29	48"W x 48"L x 29"H	131	\$1,527
Z28-R6060-29	60"W x 60"L x 29"H	151	\$1,725
<b>1-1/2" Wood Flip Edges</b>			
Z25-S4242-29	42"W x 42"L x 29"H	126	\$1,613
Z25-S4848-29	48"W x 48"L x 29"H	131	\$1,622
Z28-S6060-29	60"W x 60"L x 29"H	151	\$1,843
<b>5/8" Wood Edges</b>			
Z25-W4242-29	42"W x 42"L x 29"H	126	\$1,520
Z25-W4848-29	48"W x 48"L x 29"H	131	\$1,527
Z28-W6060-29	60"W x 60"L x 29"H	151	\$1,725



Square Cylinder



Square Tables with Cylinder Base			
Model Number	Description	Wgt.	List Price
<b>3mm PVC Edges</b>			
ZC25-C4242-29	42"W x 42"L x 29"H	126	\$2,031
ZC25-C4848-29	48"W x 48"L x 29"H	131	\$2,037
ZC28-C6060-29	60"W x 60"L x 29"H	151	\$2,247
<b>3mm Wood Edges</b>			
ZC25-E4242-29	42"W x 42"L x 29"H	126	\$2,145
ZC25-E4848-29	48"W x 48"L x 29"H	131	\$2,148
ZC28-E6060-29	60"W x 60"L x 29"H	151	\$2,416
<b>5/8" Wood Bullnose Edges</b>			
ZC25-G4242-29	42"W x 42"L x 29"H	126	\$2,245
ZC25-G4848-29	48"W x 48"L x 29"H	131	\$2,254
ZC28-G6060-29	60"W x 60"L x 29"H	151	\$2,477
<b>1-1/2" Wood Knife Edges</b>			
ZC25-K4242-29	42"W x 42"L x 29"H	126	\$2,269
ZC25-K4848-29	48"W x 48"L x 29"H	131	\$2,279
ZC28-K6060-29	60"W x 60"L x 29"H	151	\$2,500
<b>1-1/4" Wood Bullnose Edges</b>			
ZC25-L4242-29	42"W x 42"L x 29"H	126	\$2,333
ZC25-L4848-29	48"W x 48"L x 29"H	131	\$2,343
ZC28-L6060-29	60"W x 60"L x 29"H	151	\$2,588
<b>5/8" Wood Edges</b>			
ZC25-R4242-29	42"W x 42"L x 29"H	126	\$2,178
ZC25-R4848-29	48"W x 48"L x 29"H	131	\$2,185
ZC28-R6060-29	60"W x 60"L x 29"H	151	\$2,382
<b>1-1/2" Wood Flip Edges</b>			
ZC25-S4242-29	42"W x 42"L x 29"H	126	\$2,269
ZC25-S4848-29	48"W x 48"L x 29"H	131	\$2,279
ZC28-S6060-29	60"W x 60"L x 29"H	151	\$2,500
<b>5/8" Wood Edges</b>			
ZC25-W4242-29	42"W x 42"L x 29"H	126	\$2,178
ZC25-W4848-29	48"W x 48"L x 29"H	131	\$2,185
ZC28-W6060-29	60"W x 60"L x 29"H	151	\$2,382



Wire Management			
Model Number	Description	Wgt.	List Price
A30G	80mm Wire Grommet	0.2	\$32

**Required to order:** Model # including options if applicable, laminate selection and powder coat color.  
**If applicable:** PVC color, wood selection and wood finish color.

# ORBIT

## General Specifications

**Table Top:** Table tops are 1-1/4" thick, three-ply 45# particleboard construction with .050" high-pressure laminate top surface and a .030" phenolic backer.

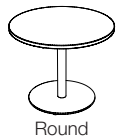

**Corners for rectilinear tops:** Square corners on banded tops have a 1/8" radius. Radiused corners on square tops have a 2" radius.

**Disc - Single Column:** 16 gauge fabricated steel, 4" column on 24" and 28" disc bases, 6" column on 32" disc bases. Bases fitted with felt pads. 12" x 12" 4 gauge steel fixed mounting plate.

**Flip Top Mechanism:** Two-part steel mechanism is joined via a pivot system. Upper component attaches to underside of work surface using 1" #12 wood screws. Lower component bolts to leg frame via a threaded insert.

**Finish:** Standard powder coat on all metal parts is black; other colors may be specified. See **mediatechnologies®** Finish and Color Guide for choices.

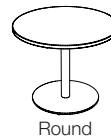
Note: all bases are supplied with felt pads. Optional 1" diameter leveling glides are available at an additional charge.



Round



Round Tables			
Model Number	Description	Wt.	List Price
3mm PVC Edge			
018-C0036-29	36"Dia x 29"H, 24" base	89	\$987
024-C0042-29	42"Dia x 29"H, 28" base	125	\$1,277
024-C0048-29	48"Dia x 29"H, 28" base	135	\$1,280
028-C0054-29	54"Dia x 29"H, 32" base	183	\$1,784
032-C0060-29	60"Dia x 29"H, 32" base	208	\$1,832
3mm Wood Edge			
018-E0036-29	36"Dia x 29"H, 24" base	89	\$1,107
024-E0042-29	42"Dia x 29"H, 28" base	125	\$1,492
024-E0048-29	48"Dia x 29"H, 28" base	135	\$1,492
028-E0054-29	54"Dia x 29"H, 32" base	183	\$2,053
032-E0060-29	60"Dia x 29"H, 32" base	208	\$2,102
5/8" Wood Bullnose Edge			
018-G0036-29	36"Dia x 29"H, 24" base	89	\$1,155
024-G0042-29	42"Dia x 29"H, 28" base	125	\$1,553
024-G0048-29	48"Dia x 29"H, 28" base	135	\$1,594
028-G0054-29	54"Dia x 29"H, 32" base	183	\$2,128
032-G0060-29	60"Dia x 29"H, 32" base	208	\$2,161
1-1/2" Wood Knife Edge			
018-K0036-29	36"Dia x 29"H, 24" base	89	\$1,260
024-K0042-29	42"Dia x 29"H, 28" base	125	\$1,670
024-K0048-29	48"Dia x 29"H, 28" base	135	\$1,670
028-K0054-29	54"Dia x 29"H, 32" base	183	\$2,277
032-K0060-29	60"Dia x 29"H, 32" base	208	\$2,304
1-1/4" Wood Bullnose Edge			
018-L0036-29	36"Dia x 29"H, 24" base	89	\$1,230
024-L0042-29	42"Dia x 29"H, 28" base	125	\$1,633
024-L0048-29	48"Dia x 29"H, 28" base	135	\$1,633
028-L0054-29	54"Dia x 29"H, 32" base	183	\$2,231
032-L0060-29	60"Dia x 29"H, 32" base	208	\$2,257



Round



Round Tables (cont.)			
Model Number	Description	Wt.	List Price
5/8" Wood Edge			
018-R0036-29	36"Dia x 29"H, 24" base	89	\$1,155
024-R0042-29	42"Dia x 29"H, 28" base	125	\$1,553
024-R0048-29	48"Dia x 29"H, 28" base	135	\$1,553
028-R0054-29	54"Dia x 29"H, 32" base	183	\$2,128
032-R0060-29	60"Dia x 29"H, 32" base	208	\$2,161
1-1/2" Wood Flip Edge			
018-S0036-29	36"Dia x 29"H, 24" base	89	\$1,260
024-S0042-29	42"Dia x 29"H, 28" base	125	\$1,670
024-S0048-29	48"Dia x 29"H, 28" base	135	\$1,670
028-S0054-29	54"Dia x 29"H, 32" base	183	\$2,277
032-S0060-29	60"Dia x 29"H, 32" base	208	\$2,304
5/8" Wood Edge			
018-W0036-29	36"Dia x 29"H, 24" base	89	\$1,155
024-W0042-29	42"Dia x 29"H, 28" base	125	\$1,553
024-W0048-29	48"Dia x 29"H, 28" base	135	\$1,553
028-W0054-29	54"Dia x 29"H, 32" base	183	\$2,128
032-W0060-29	60"Dia x 29"H, 32" base	208	\$2,161
Additional Height Tables			
Replace Height(-29) with	Description		List Price
-36	use for 36" high tables		\$82
-42	use for 42" high tables		\$82
Foot Ring			
Add Suffix to Model Number	Description	Wt.	List Price
-FR	Foot Ring available on 42"H Tables		
Flip Top Option			
Add Suffix to Model Number	Description	Wt.	List Price
-FT	Flip top mechanism	6	\$213

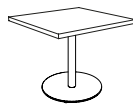
**Required to order:** Model # including options if applicable, laminate selection and powder coat color.  
**If applicable:** PVC color, wood selection and wood finish color.



Square



Square Tables				
Model Number	Description	Wt.	List Price	
<b>3mm PVC Edges</b>				
018-C3636-29	36" x 36" x 29"H, 24" base	71	\$977	
024-C4242-29	42" x 42" x 29"H, 28" base	94	\$1,254	
024-C4848-29	48" x 48" x 29"H, 28" base	123	\$1,257	
028-C5454-29	54" x 54" x 29"H, 32" base	167	\$1,755	
032-C6060-29	60" x 60" x 29"H, 32" base	189	\$1,811	
<b>Radiused Corners and 3mm PVC Edges</b>				
018-C3636R-29	36" x 36" x 29"H, 24" base	71	\$1,026	
024-C4242R-29	42" x 42" x 29"H, 28" base	94	\$1,304	
024-C4848R-29	48" x 48" x 29"H, 28" base	123	\$1,307	
028-C5454R-29	54" x 54" x 29"H, 32" base	167	\$1,818	
032-C6060R-29	60" x 60" x 29"H, 32" base	189	\$1,880	
<b>3mm Wood Edges</b>				
018-E3636-29	36" x 36" x 29"H, 24" base	71	\$1,078	
024-E4242-29	42" x 42" x 29"H, 28" base	94	\$1,357	
024-E4848-29	48" x 48" x 29"H, 28" base	123	\$1,360	
028-E5454-29	54" x 54" x 29"H, 32" base	167	\$1,885	
032-E6060-29	60" x 60" x 29"H, 32" base	189	\$1,964	
<b>5/8" Wood Bullnose Edges</b>				
018-G3636-29	36" x 36" x 29"H, 24" base	74	\$1,043	
024-G4242-29	42" x 42" x 29"H, 28" base	94	\$1,447	
024-G4848-29	48" x 48" x 29"H, 28" base	123	\$1,454	
028-G5454-29	54" x 54" x 29"H, 32" base	167	\$2,003	
032-G6060-29	60" x 60" x 29"H, 32" base	189	\$2,052	
<b>1-1/2" Wood Knife Edges</b>				
018-K3636-29	36" x 36" x 29"H, 24" base	71	\$1,118	
024-K4242-29	42" x 42" x 29"H, 28" base	94	\$1,535	
024-K4848-29	48" x 48" x 29"H, 28" base	123	\$1,544	
028-K5454-29	54" x 54" x 29"H, 32" base	167	\$2,119	
032-K6060-29	60" x 60" x 29"H, 32" base	189	\$2,168	
<b>1-1/4" Wood Bullnose Edges</b>				
018-L3636-29	36" x 36" x 29"H, 24" base	71	\$1,096	
024-L4242-29	42" x 42" x 29"H, 28" base	94	\$1,507	
024-L4848-29	48" x 48" x 29"H, 28" base	123	\$1,515	
028-L5454-29	54" x 54" x 29"H, 32" base	167	\$2,081	
032-L6060-29	60" x 60" x 29"H, 32" base	189	\$2,127	
<b>5/8" Wood Edges</b>				
018-R3636-29	36" x 36" x 29"H, 24" base	71	\$1,043	
024-R4242-29	42" x 42" x 29"H, 28" base	94	\$1,447	
024-R4848-29	48" x 48" x 29"H, 28" base	123	\$1,454	
028-R5454-29	54" x 54" x 29"H, 32" base	167	\$2,003	
032-R6060-29	60" x 60" x 29"H, 32" base	189	\$2,052	
<b>1-1/2" Wood Flip Edges</b>				
018-S3636-29	36" x 36" x 29"H, 24" base	71	\$1,118	
024-S4242-29	42" x 42" x 29"H, 28" base	94	\$1,535	
024-S4848-29	48" x 48" x 29"H, 28" base	123	\$1,544	
028-S5454-29	54" x 54" x 29"H, 32" base	167	\$2,119	
032-S6060-29	60" x 60" x 29"H, 32" base	189	\$2,168	



Square



Square Tables (cont.)				
Model Number	Description	Wgt	List Price	
<b>5/8" Wood Edges</b>				
018-W3636-29	36" x 36" x 29"H, 24" base	71	\$1,043	
024-W4242-29	42" x 42" x 29"H, 28" base	94	\$1,447	
024-W4848-29	48" x 48" x 29"H, 28" base	123	\$1,454	
028-W5454-29	54" x 54" x 29"H, 32" base	167	\$2,003	
032-W6060-29	60" x 60" x 29"H, 32" base	189	\$2,052	

**Additional Height Tables**

Replace Height(-29) with	Description		
-36	use for 36" high tables	\$85	
-42	use for 42" high tables	\$85	

**Foot Ring**

Add Suffix to Model Number	Description	Wt.	List Price
-FR	Foot Ring available on 42"H Tables		

**Rectangular Flip Top Option**

Add Suffix to Model Number	Description	Wt.	List Price
-FT	Flip top mechanism	6	\$220

**Lightbulb Tables**

Model Number	Description	Wt.	List Price
<b>3mm PVC Edges</b>			
018-C36/4872B-29	(1) 18" (1) 24" dia Dia bases, 36" Stem, 48"Dia., 72"L	103	\$2,079
018-C36/4884B-29	(1) 18" (1) 24" dia Dia bases, 36" Stem, 48"Dia., 84"L	283	\$2,269
018-C26/4896B-29	(1) 18" (1) 24" dia Dia bases, 36" Stem, 48"Dia., 96"L	283	\$2,269

**Required to order:** Model # including options if applicable, laminate selection and powder coat color.  
**If applicable:** PVC color, wood selection and wood finish color.

# MILESTONE X - BASE

## General Specifications

**Table Top:** Table tops are 1-1/4" thick, three-ply 45# particleboard construction with .050" high-pressure laminate top surface and a .030" phenolic backer. Square corners on banded tops have a 1/8" radius. Rounded corners on all tops have a 2" radius.

**Table Bases:** All table bases are supplied with 1" diameter levelers.

**X-base - Single Column:** 14 gauge, 3" diameter column, 13 gauge, 2" diameter mainbars, 11 gauge stamped steel mounting plate, 10"x10" (or 12"x12" for single column bases with mainbars over 30"W).

**X-Base - Four Column:** 13 gauge, 2" diameter column and mainbars, 7 gauge stamped steel mounting plate, 10"x10".

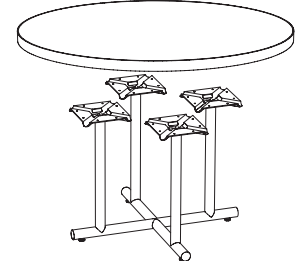
**Folding Base Mechanism:** Nylon injection molded body with an extruded aluminum mechanism is bolted to leg frame via a threaded insert. Mechanism is attached to the underside of work surface using a 1" #12 wood screws.

**Flip-top Mechanism:** Two-part steel mechanism is joined via a pivot system. Upper component attaches to underside of work surface using 1" #12 wood screws. Lower component bolts to leg frame via a threaded insert.

**Finishes:** See mediatechnologies Finish and Color Guide at mediatechnologies.com



(MX) X-base - Single Column



(M4X) X-base - Four Column



Round Tables				
Model Number	Description	Wt.	List Price	
3mm PVC Edge				
MX26-C0036-29	36" Diameter x 29"H, 26" X Base	72	\$714	✓
MX26-C0042-29	42" Diameter x 29"H, 26" X Base	95	\$869	✓
M4X36-C0048-29	48" Diameter x 29"H, 36" 4X Base	106	\$1,330	
M4X36-C0054-29	54" Diameter x 29"H, 36" 4X Base	124	\$1,408	
M4X36-C0060-29	60" Diameter x 29"H, 36" 4X Base	145	\$1,508	
3mm Wood Edge				
MX26-E0036-29	36" Diameter x 29"H, 26" X Base	72	\$978	✓
MX26-E0042-29	42" Diameter x 29"H, 26" X Base	95	\$1,139	✓
M4X36-E0048-29	48" Diameter x 29"H, 36" 4X Base	106	\$1,470	
M4X36-E0054-29	54" Diameter x 29"H, 36" 4X Base	124	\$1,612	
M4X36-E0060-29	60" Diameter x 29"H, 36" 4X Base	145	\$1,737	
5/8" Wood Bullnose Edge				
MX26-G0036-29	36" Diameter x 29"H, 26" X Base	72	\$1,075	✓
MX26-G0042-29	42" Diameter x 29"H, 26" X Base	95	\$1,253	✓
M4X36-G0048-29	48" Diameter x 29"H, 36" 4X Base	106	\$1,650	
M4X36-G0054-29	54" Diameter x 29"H, 36" 4X Base	124	\$2,015	
M4X36-G0060-29	60" Diameter x 29"H, 36" 4X Base	145	\$2,015	
1-1/2" Wood Knife Edge				
MX26-K0036-29	36" Diameter x 29"H, 26" X Base	72	\$1,005	✓
MX26-K0042-29	42" Diameter x 29"H, 26" X Base	95	\$1,141	✓
M4X36-K0048-29	48" Diameter x 29"H, 36" 4X Base	106	\$1,527	
M4X36-K0054-29	54" Diameter x 29"H, 36" 4X Base	124	\$1,569	
M4X36-K0060-29	60" Diameter x 29"H, 36" 4X Base	145	\$1,755	

**Required to order:** Model # including options if applicable, laminate selection and powder coat color.  
**If applicable:** PVC color, wood selection and wood finish color.



Round Tables				
Model Number	Description	Wt.	List Price	
1-1/4" Wood Bullnose Edge				
MX26-L0036-29	36" Diameter x 29"H, 26" X Base	72	\$1,448	✓
MX26-L0042-29	42" Diameter x 29"H, 26" X Base	95	\$1,774	✓
M4X36-L0048-29	48" Diameter x 29"H, 36" 4X Base	106	\$2,047	
M4X36-L0054-29	54" Diameter x 29"H, 36" 4X Base	124	\$2,544	
M4X36-L0060-29	60" Diameter x 29"H, 36" 4X Base	145	\$2,544	
5/8" Wood Edge				
MX26-R0036-29	36" Diameter x 29"H, 26" X Base	72	\$899	✓
MX26-R0042-29	42" Diameter x 29"H, 26" X Base	95	\$1,023	✓
M4X36-R0048-29	48" Diameter x 29"H, 36" 4X Base	106	\$1,411	
M4X36-R0054-29	54" Diameter x 29"H, 36" 4X Base	124	\$1,454	
M4X36-R0060-29	60" Diameter x 29"H, 36" 4X Base	145	\$1,612	
1-1/2" Wood Flip Edge				
MX26-S0036-29	36" Diameter x 29"H, 26" X Base	72	\$1,005	✓
MX26-S0042-29	42" Diameter x 29"H, 26" X Base	95	\$1,141	✓
M4X36-S0048-29	48" Diameter x 29"H, 36" 4X Base	106	\$1,527	
M4X36-S0054-29	54" Diameter x 29"H, 36" 4X Base	124	\$1,569	
M4X36-S0060-29	60" Diameter x 29"H, 36" 4X Base	145	\$1,755	
5/8" Wood Edge				
MX26-W0036-29	36" Diameter x 29"H, 26" X Base	72	\$899	✓
MX26-W0042-29	42" Diameter x 29"H, 26" X Base	95	\$1,023	✓
M4X36-W0048-29	48" Diameter x 29"H, 36" 4X Base	106	\$1,411	
M4X36-W0054-29	54" Diameter x 29"H, 36" 4X Base	124	\$1,454	
M4X36-W0060-29	60" Diameter x 29"H, 36" 4X Base	145	\$1,612	

# MILESTONE X - BASE



## Square Tables

Model Number	Description	Wt.	List Price	
--------------	-------------	-----	------------	--

### 3mm PVC Edges

MX26-C3636-29	36"W x 36"D x 29"H, 26" X Base	75	\$682	✓
MX26-C4242-29	42"W x 42"D x 29"H, 26" X Base	100	\$852	✓
M4X36-C4848-29	48"W x 48"L x 29"H, 36"4 X Base	123	\$1,196	
M4X36-C5454-29	54"W x 54"L x 29"H, 36"4 X Base	146	\$1,414	
M4X36-C6060-29	60"W x 60"L x 29"H, 36"4 X Base	175	\$1,540	

### 3mm PVC Edges with Radiused Corners

MX26-C3636R-29	36"W x 36"D x 29"H, 26" X Base	75	\$860	✓
MX26-C4242R-29	42"W x 42"D x 29"H, 26" X Base	100	\$860	✓
M4X36-C4848R-29	48"W x 48"L x 29"H, 36"4 X Base	123	\$1,343	
M4X36-C5454R-29	54"W x 54"L x 29"H, 36"4 X Base	146	\$1,540	
M4X36-C6060R-29	60"W x 60"L x 29"H, 36"4 X Base	175	\$1,684	

### 3mm Wood Edges

MX26-E3636-29	36"W x 36"D x 29"H, 26" X Base	75	\$920	✓
MX26-E4242-29	42"W x 42"D x 29"H, 26" X Base	100	\$920	✓
M4X36-E4848-29	48"W x 48"L x 29"H, 36"4 X Base	123	\$1,419	
M4X36-E5454-29	54"W x 54"L x 29"H, 36"4 X Base	146	\$1,540	
M4X36-E6060-29	60"W x 60"L x 29"H, 36"4 X Base	175	\$1,635	

### 5/8" Wood Bullnose Edges

MX26-G3636-29	36"W x 36"D x 29"H, 26" X Base	75	\$892	✓
MX26-G4242-29	42"W x 42"D x 29"H, 26" X Base	100	\$1,086	✓
M4X36-G4848-29	48"W x 48"L x 29"H, 36"4 X Base	123	\$1,477	
M4X36-G5454-29	54"W x 54"L x 29"H, 36"4 X Base	146	\$1,797	
M4X36-G6060-29	60"W x 60"L x 29"H, 36"4 X Base	175	\$1,797	

### 1-1/2" Wood Knife Edges

MX26-K3636-29	36"W x 36"D x 29"H, 26" X Base	75	\$919	✓
MX26-K4242-29	42"W x 42"D x 29"H, 26" X Base	100	\$1,102	✓
M4X36-K4848-29	48"W x 48"L x 29"H, 36"4 X Base	123	\$1,404	
M4X36-K5454-29	54"W x 54"L x 29"H, 36"4 X Base	146	\$1,458	
M4X36-K6060-29	60"W x 60"L x 29"H, 36"4 X Base	175	\$1,617	

### 1-1/4" Wood Bullnose Edges

MX26-L3636-29	36"W x 36"D x 29"H, 26" X Base	75	\$1,179	✓
MX26-L4242-29	42"W x 42"D x 29"H, 26" X Base	100	\$1,550	✓
M4X36-L4848-29	48"W x 48"L x 29"H, 36"4 X Base	123	\$1,686	
M4X36-L5454-29	54"W x 54"L x 29"H, 36"4 X Base	146	\$2,280	
M4X36-L6060-29	60"W x 60"L x 29"H, 36"4 X Base	175	\$2,280	



## Square Tables

Model Number	Description	Wt.	List Price	
--------------	-------------	-----	------------	--

### 5/8" Wood Edges

MX26-R3636-29	36"W x 36"D x 29"H, 26" X Base	75	\$844	✓
MX26-R4242-29	42"W x 42"D x 29"H, 26" X Base	100	\$1,013	✓
M4X36-R4848-29	48"W x 48"L x 29"H, 36"4 X Base	123	\$1,312	
M4X36-R5454-29	54"W x 54"L x 29"H, 36"4 X Base	146	\$1,365	
M4X36-R6060-29	60"W x 60"L x 29"H, 36"4 X Base	175	\$1,504	

### 1-1/2" Wood Flip Edges

MX26-S3636-29	36"W x 36"D x 29"H, 26" X Base	75	\$919	✓
MX26-S4242-29	42"W x 42"D x 29"H, 26" X Base	100	\$1,102	✓
M4X36-S4848-29	48"W x 48"L x 29"H, 36"4 X Base	123	\$1,404	
M4X36-S5454-29	54"W x 54"L x 29"H, 36"4 X Base	146	\$1,458	
M4X36-S6060-29	60"W x 60"L x 29"H, 36"4 X Base	175	\$1,617	

### 5/8" Wood Edges

MX26-W3636-29	36"W x 36"D x 29"H, 26" X Base	75	\$844	✓
MX26-W4242-29	42"W x 42"D x 29"H, 26" X Base	100	\$1,013	✓
M4X36-W4848-29	48"W x 48"L x 29"H, 36"4 X Base	123	\$1,312	
M4X36-W5454-29	54"W x 54"L x 29"H, 36"4 X Base	146	\$1,365	
M4X36-W6060-29	60"W x 60"L x 29"H, 36"4 X Base	175	\$1,504	



Ottomen

Benches

Chairs & Stools

Interactive Seating

Occasional Tables

Tables

Conference Tables

Desks

Technology Carts & Podiums

Storage

**Required to order:** Model # including options if applicable, laminate selection and powder coat color.  
**If applicable:** PVC color, wood selection and wood finish color.

## Additional Height Tables

Replace Height(-29) with	Description		
-36	use for 36" high tables	\$85	
-42	use for 42" high tables	\$85	

## Foot Ring

Add Suffix to Model Number	Description	Weight	List Price
-FR	Foot Ring available on 42"H Tables		

## Rectangular Flip Top Option ( indicates availability)

Add Suffix to Model Number	Description	Weight	List Price
-FT	Flip top mechanism		\$220

## Twin Wheel Locking Casters

Add Suffix to Model Number	Description	Wgt.	List Price
-2C	Set of 2 Casters	1	\$30
-4C	Set of 4 Casters	2	\$60

# MILESTONE T-BASE

## General Specifications

**Table Top:** Table tops are 1-1/4" thick, three-ply 45# particleboard construction, or MDF for DuraTuf-edged tops, with .050" high-pressure laminate top surface and a .030" phenolic backer. Square corners on banded tops have a 1/8" radius; square corners on DuraTuf edged tops have a 1/2" radius. Rounded corners on all tops have a 2" radius.

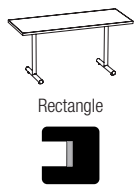
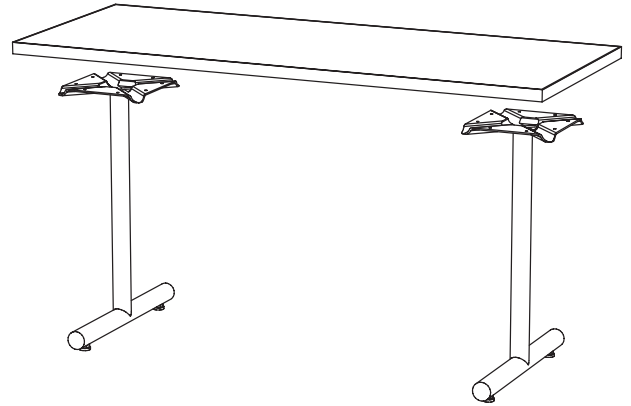
**Table Bases:** All table bases are supplied with 1" diameter levelers.

**T-Base - Single Column and Double Column:** 13 gauge, 2" diameter column and mainbar, 11 gauge stamped steel mounting plate, 10"x10"(or 12"x12" for single column bases with mainbars over 30"W).

**Folding base mechanism:** Nylon injection molded body with an extruded aluminum mechanism is bolted to leg frame via a threaded insert. Mechanism is attached to the underside of worksurface using a 1" #12 wood screws.

**Flip-top mechanism:** Two-part steel mechanism is joined via a pivot system. Upper component attaches to underside of worksurface using 1" #12 wood screws. Lower component bolts to leg frame via a threaded insert.

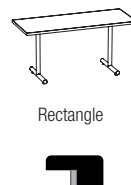
**Finishes:** See mediatechnologies Finish and Color Guide at mediatechnologies.com



Rectangle



Rectangular Tables					
Model Number	Description	Wt.	List Price		
3mm PVC Edges					
MT22-C2436-29	24"W x 36"L x 29"H, (2) 22" T Bases	57	\$636	✓	
MT22-C2448-29	24"W x 48"L x 29"H, (2) 22" T Bases	69	\$682	✓	
MT22-C2460-29	24"W x 60"L x 29"H, (2) 22" T Bases	82	\$717	✓	
MT22-C2472-29	24"W x 72"L x 29"H, (2) 22" T Bases	94	\$787	✓	
MT22-C2484-29	24"W x 84"L x 29"H, (2) 22" T Bases	110	\$940	✓	
MT22-C2496-29	24"W x 96"L x 29"H, (2) 22" T Bases	118	\$940	✓	
3mm PVC Edges with Radiused Corners					
MT26-C3036-29	30"W x 36"L x 29"H, (2) 26" T Bases	68	\$679	✓	
MT26-C3048-29	30"W x 48"L x 29"H, (2) 26" T Bases	83	\$736	✓	
MT26-C3060-29	30"W x 60"L x 29"H, (2) 26" T Bases	97	\$772	✓	
MT26-C3072-29	30"W x 72"L x 29"H, (2) 26" T Bases	112	\$825	✓	
MT26-C3084-29	30"W x 84"L x 29"H, (2) 26" T Bases	124	\$1,030	✓	
MT26-C3648-29	36"W x 48"L x 29"H, (2) 26" T Bases	83	\$760	✓	
MT26-C3660-29	36"W x 60"L x 29"H, (2) 26" T Bases	110	\$825	✓	
MT26-C3672-29	36"W x 72"L x 29"H, (2) 26" T Bases	127	\$871	✓	
MT26-C3684-29	36"W x 84"L x 29"H, (2) 26" T Bases	139	\$1,096	✓	
MT26-C3696-29	36"W x 96"L x 29"H, (2) 26" T Bases	144	\$1,100	✓	



Rectangle



Rectangular Tables (cont.)					
Model Number	Description	Wt.	List Price		
3mm PVC Edges with Radiused Corners					
MT22-C2436R-29	24"W x 36"L x 29"H, (2) 22" T Bases	57	\$731	✓	
MT22-C2448R-29	24"W x 48"L x 29"H, (2) 22" T Bases	69	\$788	✓	
MT22-C2460R-29	24"W x 60"L x 29"H, (2) 22" T Bases	82	\$837	✓	
MT22-C2472R-29	24"W x 72"L x 29"H, (2) 22" T Bases	94	\$919	✓	
MT22-C2484R-29	24"W x 84"L x 29"H, (2) 22" T Bases	110	\$1,083	✓	
MT22-C2496R-29	24"W x 96"L x 29"H, (2) 22" T Bases	118	\$1,097	✓	
3mm PVC Edges with Radiused Corners					
MT26-C3036R-29	30"W x 36"L x 29"H, (2) 26" T Bases	68	\$780	✓	
MT26-C3048R-29	30"W x 48"L x 29"H, (2) 26" T Bases	83	\$850	✓	
MT26-C3060R-29	30"W x 60"L x 29"H, (2) 26" T Bases	97	\$898	✓	
MT26-C3072R-29	30"W x 72"L x 29"H, (2) 26" T Bases	112	\$965	✓	
MT26-C3084R-29	30"W x 84"L x 29"H, (2) 26" T Bases	124	\$1,182	✓	
MT26-C3648R-29	36"W x 48"L x 29"H, (2) 26" T Bases	83	\$887	✓	
MT26-C3660R-29	36"W x 60"L x 29"H, (2) 26" T Bases	110	\$965	✓	
MT26-C3672R-29	36"W x 72"L x 29"H, (2) 26" T Bases	127	\$1,024	✓	
MT26-C3684R-29	36"W x 84"L x 29"H, (2) 26" T Bases	139	\$1,260	✓	
MT26-C3696R-29	36"W x 96"L x 29"H, (2) 26" T Bases	144	\$1,277	✓	

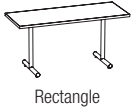
✓ Indicates flip top option available

**Required to order:** Model # including options if applicable, laminate selection and powder coat color.  
**If applicable:** PVC color, wood selection and wood finish color.



# MILESTONE T-BASE

✓ Indicates flip top option available



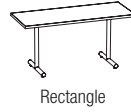
Rectangle



## Rectangular Tables (cont.)

Model Number	Description	Wt.	List Price	
<b>3mm Wood Edges</b>				
MT22-E2436-29	24"W x 36"L x 29"H, (2) 22" T Bases	57	\$746	✓
MT22-E2448-29	24"W x 48"L x 29"H, (2) 22" T Bases	69	\$790	✓
MT22-E2460-29	24"W x 60"L x 29"H, (2) 22" T Bases	82	\$856	✓
MT22-E2472-29	24"W x 72"L x 29"H, (2) 22" T Bases	94	\$915	✓
MT22-E2484-29	24"W x 84"L x 29"H, (2) 22" T Bases	110	\$1,114	✓
MT22-E2496-29	24"W x 96"L x 29"H, (2) 22" T Bases	118	\$1,287	✓
MT26-E3036-29	30"W x 36"L x 29"H, (2) 26" T Bases	68	\$786	✓
MT26-E3048-29	30"W x 48"L x 29"H, (2) 26" T Bases	83	\$870	✓
MT26-E3060-29	30"W x 60"L x 29"H, (2) 26" T Bases	97	\$935	✓
MT26-E3072-29	30"W x 72"L x 29"H, (2) 26" T Bases	112	\$998	✓
MT26-E3084-29	30"W x 84"L x 29"H, (2) 26" T Bases	124	\$1,151	✓
MT26-E3648-29	36"W x 48"L x 29"H, (2) 26" T Bases	83	\$910	✓
MT26-E3660-29	36"W x 60"L x 29"H, (2) 26" T Bases	110	\$990	✓
MT26-E3672-29	36"W x 72"L x 29"H, (2) 26" T Bases	127	\$1,044	✓
MT26-E3684-29	36"W x 84"L x 29"H, (2) 26" T Bases	139	\$1,216	✓
MT26-E3696-29	36"W x 96"L x 29"H, (2) 26" T Bases	144	\$1,347	✓
<b>5/8" Wood Bullnose Edges</b>				
MT22-G2436-29	24"W x 36"L x 29"H, (2) 22" T Bases	57	\$820	✓
MT22-G2448-29	24"W x 48"L x 29"H, (2) 22" T Bases	69	\$874	✓
MT22-G2460-29	24"W x 60"L x 29"H, (2) 22" T Bases	82	\$943	✓
MT22-G2472-29	24"W x 72"L x 29"H, (2) 22" T Bases	94	\$1,053	✓
MT22-G2484-29	24"W x 84"L x 29"H, (2) 22" T Bases	110	\$1,345	✓
MT22-G2496-29	24"W x 96"L x 29"H, (2) 22" T Bases	118	\$1,412	✓
MT26-G3036-29	30"W x 36"L x 29"H, (2) 26" T Bases	68	\$861	✓
MT26-G3048-29	30"W x 48"L x 29"H, (2) 26" T Bases	83	\$942	✓
MT26-G3060-29	30"W x 60"L x 29"H, (2) 26" T Bases	97	\$1,050	✓
MT26-G3072-29	30"W x 72"L x 29"H, (2) 26" T Bases	112	\$1,142	✓
MT26-G3084-29	30"W x 84"L x 29"H, (2) 26" T Bases	124	\$1,349	✓
MT26-G3096-29	30"W x 96"L x 29"H, (2) 26" T Bases	141	\$1,419	✓
MT26-G3648-29	36"W x 48"L x 29"H, (2) 26" T Bases	83	\$974	✓
MT26-G3660-29	36"W x 60"L x 29"H, (2) 26" T Bases	110	\$1,132	✓
MT26-G3672-29	36"W x 72"L x 29"H, (2) 26" T Bases	127	\$1,253	✓
MT26-G3684-29	36"W x 84"L x 29"H, (2) 26" T Bases	139	\$1,510	✓
MT26-G3696-29	36"W x 96"L x 29"H, (2) 26" T Bases	144	\$1,674	✓

**Required to order:** Model # including options if applicable, laminate selection and powder coat color.  
**If applicable:** PVC color, wood selection and wood finish color.



Rectangle



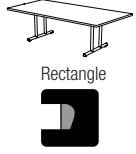
## Rectangular Tables (cont.)

Model Number	Description	Wt.	List Price	
<b>1-1/2" Wood Knife Edges</b>				
MT22-K2436-29	24"W x 36"L x 29"H, (2) 22" T Bases	57	\$861	✓
MT22-K2448-29	24"W x 48"L x 29"H, (2) 22" T Bases	69	\$923	✓
MT22-K2460-29	24"W x 60"L x 29"H, (2) 22" T Bases	82	\$966	✓
MT22-K2472-29	24"W x 72"L x 29"H, (2) 22" T Bases	94	\$1,004	✓
MT22-K2484-29	24"W x 84"L x 29"H, (2) 22" T Bases	110	\$1,095	✓
MT22-K2496-29	24"W x 96"L x 29"H, (2) 22" T Bases	118	\$1,188	✓
MT26-K3036-29	30"W x 36"L x 29"H, (2) 26" T Bases	68	\$907	✓
MT26-K3048-29	30"W x 48"L x 29"H, (2) 26" T Bases	83	\$980	✓
MT26-K3060-29	30"W x 60"L x 29"H, (2) 26" T Bases	97	\$1,029	✓
MT26-K3072-29	30"W x 72"L x 29"H, (2) 26" T Bases	112	\$1,132	✓
MT26-K3084-29	30"W x 84"L x 29"H, (2) 26" T Bases	124	\$1,246	✓
MT26-K3096-29	30"W x 96"L x 29"H, (2) 26" T Bases	141	\$1,357	✓
MT26-K3648-29	36"W x 48"L x 29"H, (2) 26" T Bases	83	\$1,000	✓
MT26-K3660-29	36"W x 60"L x 29"H, (2) 26" T Bases	110	\$1,088	✓
MT26-K3672-29	36"W x 72"L x 29"H, (2) 26" T Bases	127	\$1,168	✓
MT26-K3684-29	36"W x 84"L x 29"H, (2) 26" T Bases	139	\$1,285	✓
MT26-K3696-29	36"W x 96"L x 29"H, (2) 26" T Bases	144	\$1,405	✓
<b>1-1/4" Wood Bullnose Edges</b>				
MT22-L2436-29	24"W x 36"L x 29"H, (2) 22" T Bases	57	\$895	✓
MT22-L2448-29	24"W x 48"L x 29"H, (2) 22" T Bases	69	\$958	✓
MT22-L2460-29	24"W x 60"L x 29"H, (2) 22" T Bases	82	\$1,029	✓
MT22-L2472-29	24"W x 72"L x 29"H, (2) 22" T Bases	94	\$1,193	✓
MT22-L2484-29	24"W x 84"L x 29"H, (2) 22" T Bases	110	\$1,573	✓
MT22-L2496-29	24"W x 96"L x 29"H, (2) 22" T Bases	118	\$1,645	✓
MT26-L3036-29	30"W x 36"L x 29"H, (2) 26" T Bases	68	\$937	✓
MT26-L3048-29	30"W x 48"L x 29"H, (2) 26" T Bases	83	\$1,013	✓
MT26-L3060-29	30"W x 60"L x 29"H, (2) 26" T Bases	97	\$1,165	✓
MT26-L3072-29	30"W x 72"L x 29"H, (2) 26" T Bases	112	\$1,285	✓
MT26-L3084-29	30"W x 84"L x 29"H, (2) 26" T Bases	124	\$1,547	✓
MT26-L3096-29	30"W x 96"L x 29"H, (2) 26" T Bases	141	\$1,621	✓
MT26-L3648-29	36"W x 48"L x 29"H, (2) 26" T Bases	83	\$1,035	✓
MT26-L3660-29	36"W x 60"L x 29"H, (2) 26" T Bases	110	\$1,276	✓
MT26-L3672-29	36"W x 72"L x 29"H, (2) 26" T Bases	127	\$1,460	✓
MT26-L3684-29	36"W x 84"L x 29"H, (2) 26" T Bases	139	\$1,868	✓
MT26-L3696-29	36"W x 96"L x 29"H, (2) 26" T Bases	144	\$2,003	✓

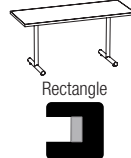
Ottomen  
Benches  
Chairs & Stools  
Interactive Seating  
Occasional Tables  
Tables  
Conference Tables  
Desks  
Technology Carts & Podiums  
Storage

# MILESTONE T-BASE

✓ Indicates flip top option available



Rectangular Tables (cont.)			
Model Number	Description	Wt.	List Price
<b>5/8" Wood Edges</b>			
MT22-R2436-29	24"W x 36"L x 29"H, (2) 22" T Bases	57	\$791 ✓
MT22-R2448-29	24"W x 48"L x 29"H, (2) 22" T Bases	69	\$846 ✓
MT22-R2460-29	24"W x 60"L x 29"H, (2) 22" T Bases	82	\$886 ✓
MT22-R2472-29	24"W x 72"L x 29"H, (2) 22" T Bases	94	\$918 ✓
MT22-R2484-29	24"W x 84"L x 29"H, (2) 22" T Bases	110	\$997 ✓
MT22-R2496-29	24"W x 96"L x 29"H, (2) 22" T Bases	118	\$1,075 ✓
<b>1-1/2" Wood Flip Edges</b>			
MT22-S2436-29	24"W x 36"L x 29"H, (2) 22" T Bases	57	\$861 ✓
MT22-S2448-29	24"W x 48"L x 29"H, (2) 22" T Bases	69	\$923 ✓
MT22-S2460-29	24"W x 60"L x 29"H, (2) 22" T Bases	82	\$966 ✓
MT22-S2472-29	24"W x 72"L x 29"H, (2) 22" T Bases	94	\$1,004 ✓
MT22-S2484-29	24"W x 84"L x 29"H, (2) 22" T Bases	110	\$1,095 ✓
MT22-S2496-29	24"W x 96"L x 29"H, (2) 22" T Bases	118	\$1,188 ✓
<b>5/8" Wood Edges</b>			
MT26-R3036-29	30"W x 36"L x 29"H, (2) 26" T Bases	68	\$832 ✓
MT26-R3048-29	30"W x 48"L x 29"H, (2) 26" T Bases	83	\$897 ✓
MT26-R3060-29	30"W x 60"L x 29"H, (2) 26" T Bases	97	\$943 ✓
MT26-R3072-29	30"W x 72"L x 29"H, (2) 26" T Bases	112	\$1,000 ✓
MT26-R3084-29	30"W x 84"L x 29"H, (2) 26" T Bases	124	\$1,091 ✓
MT26-R3096-29	30"W x 96"L x 29"H, (2) 26" T Bases	141	\$1,181 ✓
<b>5/8" Wood Edges</b>			
MT26-R3648-29	36"W x 48"L x 29"H, (2) 26" T Bases	83	\$916 ✓
MT26-R3660-29	36"W x 60"L x 29"H, (2) 26" T Bases	110	\$995 ✓
MT26-R3672-29	36"W x 72"L x 29"H, (2) 26" T Bases	127	\$1,046 ✓
MT26-R3684-29	36"W x 84"L x 29"H, (2) 26" T Bases	139	\$1,144 ✓
MT26-R3696-29	36"W x 96"L x 29"H, (2) 26" T Bases	144	\$1,242 ✓
<b>1-1/2" Wood Flip Edges</b>			
MT26-S3036-29	30"W x 36"L x 29"H, (2) 26" T Bases	68	\$907 ✓
MT26-S3048-29	30"W x 48"L x 29"H, (2) 26" T Bases	83	\$980 ✓
MT26-S3060-29	30"W x 60"L x 29"H, (2) 26" T Bases	97	\$1,029 ✓
MT26-S3072-29	30"W x 72"L x 29"H, (2) 26" T Bases	112	\$1,132 ✓
MT26-S3084-29	30"W x 84"L x 29"H, (2) 26" T Bases	124	\$1,246 ✓
MT26-S3096-29	30"W x 96"L x 29"H, (2) 26" T Bases	141	\$1,357 ✓
<b>5/8" Wood Edges</b>			
MT26-S3648-29	36"W x 48"L x 29"H, (2) 26" T Bases	83	\$1,000 ✓
MT26-S3660-29	36"W x 60"L x 29"H, (2) 26" T Bases	110	\$1,088 ✓
MT26-S3672-29	36"W x 72"L x 29"H, (2) 26" T Bases	127	\$1,168 ✓
MT26-S3684-29	36"W x 84"L x 29"H, (2) 26" T Bases	139	\$1,285 ✓
MT26-S3696-29	36"W x 96"L x 29"H, (2) 26" T Bases	144	\$1,405 ✓



Rectangular Tables (cont.)			
Model Number	Description	Wt.	List Price
<b>5/8" Wood Edges</b>			
MT22-W2436-29	24"W x 36"L x 29"H, (2) 22" T Bases	57	\$791 ✓
MT22-W2448-29	24"W x 48"L x 29"H, (2) 22" T Bases	69	\$846 ✓
MT22-W2460-29	24"W x 60"L x 29"H, (2) 22" T Bases	82	\$886 ✓
MT22-W2472-29	24"W x 72"L x 29"H, (2) 22" T Bases	94	\$918 ✓
MT22-W2484-29	24"W x 84"L x 29"H, (2) 22" T Bases	110	\$997 ✓
MT22-W2496-29	24"W x 96"L x 29"H, (2) 22" T Bases	118	\$1,075 ✓
<b>5/8" Wood Edges</b>			
MT26-W3036-29	30"W x 36"L x 29"H, (2) 26" T Bases	68	\$832 ✓
MT26-W3048-29	30"W x 48"L x 29"H, (2) 26" T Bases	83	\$897 ✓
MT26-W3060-29	30"W x 60"L x 29"H, (2) 26" T Bases	97	\$943 ✓
MT26-W3072-29	30"W x 72"L x 29"H, (2) 26" T Bases	112	\$1,000 ✓
MT26-W3084-29	30"W x 84"L x 29"H, (2) 26" T Bases	124	\$1,091 ✓
MT26-W3096-29	30"W x 96"L x 29"H, (2) 26" T Bases	141	\$1,181 ✓
<b>5/8" Wood Edges</b>			
MT26-W3648-29	36"W x 48"L x 29"H, (2) 26" T Bases	83	\$916 ✓
MT26-W3660-29	36"W x 60"L x 29"H, (2) 26" T Bases	110	\$995 ✓
MT26-W3672-29	36"W x 72"L x 29"H, (2) 26" T Bases	127	\$1,046 ✓
MT26-W3684-29	36"W x 84"L x 29"H, (2) 26" T Bases	139	\$1,144 ✓
MT26-W3696-29	36"W x 96"L x 29"H, (2) 26" T Bases	144	\$1,242 ✓

### Additional Height Tables

Replace Height(-29) with	Description	List Price
-36	use for 36" high tables	\$128
-42	use for 42" high tables	\$128



Sprocket Top Tables			
Model Number	Description	Wgt	List Price
<b>3mm PVC Edges</b>			
M3T22-C6060S-29	60"W x 60"D x 29"H, (3) 22" T base	145	\$1,321

**Required to order:** Model # including options if applicable, laminate selection and powder coat color.  
**If applicable:** PVC color, wood selection and wood finish color.

Ottomen  
Benches  
Chairs & Stools  
Interactive Seating  
Occasional Tables  
Tables  
Conference Tables  
Desks  
Technology Carts & Podiums  
Storage

### Rectangular Flip Top Option (✓ indicates availability)

Add Suffix to Model Number	Description	Wt.	List Price
-FT SGL	Flip top mechanism for Table Lengths 36" - 60"		\$437
-FT DBL	Flip top mechanism for Table Lengths 72" and up		\$493



### Folding Base Option

Add Suffix to Model Number	Description	Wt.	List Price
-F	Provides positive lock in up and down position		\$380



### Rock-n-Roll Base Option

Add Suffix to Model Number	Description	Wt.	List Price
-RR	For tables using single T bases		Contact Factory \$85

### Twin Wheel Locking Casters

Add Suffix to Model Number	Description	Wt.	List Price
-2C	Set of 2 Casters	1	\$30
-4C	Set of 4 Casters	2	\$60



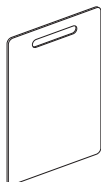
### Floating Modesty Panels

Model Number	Description	Wt.	List Price
<b>Veneer Finish</b>			
M-36MODV	27"L x 12"H	13	\$211
M-48MODV	39"L x 12"H	18	\$239
M-60MODV	51"L x 12"H	22	\$253
M-72MODV	63"L x 12"H	27	\$294
<b>Laminate Finish</b>			
M-36MODL	27"L x 12"H	13	\$211
M-48MODL	39"L x 12"H	18	\$239
M-60MODL	51"L x 12"H	22	\$253
M-72MODL	63"L x 12"H	27	\$294



### Surfboard Marker Board

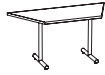
Model Number	Description	Wt.	List Price
SFB-1824	18"W x 24"L		\$155
SFB-SMB	Table Side Mounting Bracket for Surfboard - available in full range of powder coat colors.		\$56
SFB-TMB	Table Top Mounting Bracket for Surfboard - available in black		\$56



**Required to order:** Model # including options if applicable, laminate selection and powder coat color.  
**If applicable:** PVC color, wood selection and wood finish color.

# MILESTONE TRAPEZOID

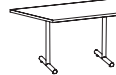
Ottomen  
Benches  
Chairs & Stools  
Interactive Seating  
Occasional Tables  
Tables  
Conference Tables  
Desks  
Technology Carts & Podiums  
Storage



Trapezoid



Trapezoid Tables with 22" T Base			
Model Number	Description	Wt.	List Price
<b>3mm PVC Edges</b>			
MT22-C2448TRAP-29	24"W x 48"L x 29"H	57	\$719
MT22-C2448TRAP-36	24"W x 48"L x 36"H	61	\$847
MT22-C2448TRAP-42	24"W x 48"L x 42"H	63	\$847
<b>3mm Wood Edges</b>			
MT22-C3060TRAP-29	30"W x 60"L x 29"H	78	\$880
MT22-C3060TRAP-36	30"W x 60"L x 36"H	82	\$1,007
MT22-C3060TRAP-42	30"W x 60"L x 42"H	84	\$1,007
MT22-C3072TRAP-29	30"W x 72"L x 29"H	89	\$963
MT22-C3072TRAP-36	30"W x 72"L x 36"H	93	\$1,091
MT22-C3072TRAP-42	30"W x 72"L x 42"H	95	\$1,091
MT22-C3672TRAP-29	36"W x 72"L x 29"H	101	\$1,064
MT22-C3672TRAP-36	36"W x 72"L x 36"H	105	\$1,192
MT22-C3672TRAP-42	36"W x 72"L x 42"H	107	\$1,192
<b>5/8" Wood Bullnose Edges</b>			
MT22-E2448TRAP-29	24"W x 48"L x 29"H	57	\$857
MT22-E2448TRAP-36	24"W x 48"L x 36"H	61	\$985
MT22-E2448TRAP-42	24"W x 48"L x 42"H	63	\$985
MT22-E3060TRAP-29	30"W x 60"L x 29"H	78	\$1,078
MT22-E3060TRAP-36	30"W x 60"L x 36"H	82	\$1,206
MT22-E3060TRAP-42	30"W x 60"L x 42"H	84	\$1,206
MT22-E3072TRAP-29	30"W x 72"L x 29"H	89	\$1,205
MT22-E3072TRAP-36	30"W x 72"L x 36"H	93	\$1,331
MT22-E3072TRAP-42	30"W x 72"L x 42"H	95	\$1,331
MT22-E3672TRAP-29	36"W x 72"L x 29"H	101	\$1,315
MT22-E3672TRAP-36	36"W x 72"L x 36"H	105	\$1,315
MT22-E3672TRAP-42	36"W x 72"L x 42"H	107	\$1,315
<b>1-1/2" Wood Knife Edges</b>			
MT22-K2448TRAP-29	24"W x 48"L x 29"H	57	\$1,099
MT22-K2448TRAP-36	24"W x 48"L x 36"H	61	\$1,226
MT22-K2448TRAP-42	24"W x 48"L x 42"H	63	\$1,226
MT22-K3060TRAP-29	30"W x 60"L x 29"H	78	\$1,360
MT22-K3060TRAP-36	30"W x 60"L x 36"H	82	\$1,487
MT22-K3060TRAP-42	30"W x 60"L x 42"H	84	\$1,487
MT22-K3072TRAP-29	30"W x 72"L x 29"H	89	\$1,539
MT22-K3072TRAP-36	30"W x 72"L x 36"H	93	\$1,666
MT22-K3072TRAP-42	30"W x 72"L x 42"H	95	\$1,666
MT22-K3672TRAP-29	36"W x 72"L x 29"H	101	\$1,626
MT22-K3672TRAP-36	36"W x 72"L x 36"H	105	\$1,753



Trapezoid



Trapezoid Tables with 22" T Base			
Model Number	Description	Wt.	List Price
MT22-K3672TRAP-42	36"W x 72"L x 42"H	107	\$1,753
<b>1-1/4" Wood Bullnose Edges</b>			
MT22-L2448TRAP-29	24"W x 48"L x 29"H	57	\$1,068
MT22-L2448TRAP-36	24"W x 48"L x 36"H	61	\$1,195
MT22-L2448TRAP-42	24"W x 48"L x 42"H	63	\$1,195
MT22-L3060TRAP-29	30"W x 60"L x 29"H	78	\$1,317
MT22-L3060TRAP-36	30"W x 60"L x 36"H	82	\$1,444
MT22-L3060TRAP-42	30"W x 60"L x 42"H	84	\$1,444
MT22-L3072TRAP-29	30"W x 72"L x 29"H	89	\$1,487
MT22-L3072TRAP-36	30"W x 72"L x 36"H	93	\$1,615
MT22-L3072TRAP-42	30"W x 72"L x 42"H	95	\$1,615
MT22-L3672TRAP-29	36"W x 72"L x 29"H	101	\$1,571
MT22-L3672TRAP-36	36"W x 72"L x 36"H	105	\$1,697
MT22-L3672TRAP-42	36"W x 72"L x 42"H	107	\$1,697
<b>5/8" Wood Edges</b>			
MT22-R2448TRAP-29	24"W x 48"L x 29"H	57	\$993
MT22-R2448TRAP-36	24"W x 48"L x 36"H	61	\$1,120
MT22-R2448TRAP-42	24"W x 48"L x 42"H	63	\$1,120
MT22-R3060TRAP-29	30"W x 60"L x 29"H	78	\$1,223
MT22-R3060TRAP-36	30"W x 60"L x 36"H	82	\$1,351
MT22-R3060TRAP-42	30"W x 60"L x 42"H	84	\$1,351
MT22-R3072TRAP-29	30"W x 72"L x 29"H	89	\$1,327
MT22-R3072TRAP-36	30"W x 72"L x 36"H	93	\$1,455
MT22-R3072TRAP-42	30"W x 72"L x 42"H	95	\$1,455
MT22-R3672TRAP-29	36"W x 72"L x 29"H	101	\$1,425
MT22-R3672TRAP-36	36"W x 72"L x 36"H	105	\$1,553
MT22-R3672TRAP-42	36"W x 72"L x 42"H	107	\$1,553
<b>1-1/2" Wood Flip Edges</b>			
MT22-S2448TRAP-29	24"W x 48"L x 29"H	57	\$1,099
MT22-S2448TRAP-36	24"W x 48"L x 36"H	61	\$1,226
MT22-S2448TRAP-42	24"W x 48"L x 42"H	63	\$1,226
MT22-S3060TRAP-29	30"W x 60"L x 29"H	78	\$1,360
MT22-S3060TRAP-36	30"W x 60"L x 36"H	82	\$1,487
MT22-S3060TRAP-42	30"W x 60"L x 42"H	84	\$1,487
MT22-S3072TRAP-29	30"W x 72"L x 29"H	89	\$1,539
MT22-S3072TRAP-36	30"W x 72"L x 36"H	93	\$1,666
MT22-S3072TRAP-42	30"W x 72"L x 42"H	95	\$1,666
MT22-S3672TRAP-29	36"W x 72"L x 29"H	101	\$1,626
MT22-S3672TRAP-36	36"W x 72"L x 36"H	105	\$1,753
MT22-S3672TRAP-42	36"W x 72"L x 42"H	107	\$1,753
<b>5/8" Wood Edges</b>			
MT22-W2448TRAP-29	24"W x 48"L x 29"H	57	\$993
MT22-W2448TRAP-36	24"W x 48"L x 36"H	61	\$1,120
MT22-W2448TRAP-42	24"W x 48"L x 42"H	63	\$1,120
MT22-W3060TRAP-29	30"W x 60"L x 29"H	78	\$1,223
MT22-W3060TRAP-36	30"W x 60"L x 36"H	82	\$1,351
MT22-W3060TRAP-42	30"W x 60"L x 42"H	84	\$1,351
MT22-W3072TRAP-29	30"W x 72"L x 29"H	89	\$1,327
MT22-W3072TRAP-36	30"W x 72"L x 36"H	93	\$1,455
MT22-W3072TRAP-42	30"W x 72"L x 42"H	95	\$1,455
MT22-W3672TRAP-29	36"W x 72"L x 29"H	101	\$1,425
MT22-W3672TRAP-36	36"W x 72"L x 36"H	105	\$1,553
MT22-W3672TRAP-42	36"W x 72"L x 42"H	107	\$1,553

# RALLY X- BASE

Ottomen  
Benches  
Chairs & Stools  
Interactive Seating  
Occasional Tables  
Tables  
Conference Tables  
Desks  
Technology Carts & Podiums  
Storage

## General Specifications


**Table Top:** Table tops are 1-1/4" thick, three-ply 45# particleboard construction, with .050" high-pressure laminate top surface and a .030" phenolic backer. Square corners on banded tops have a 1/8" radius. Rounded corners on all tops have a 2" radius.

**X-base - Single Column:** Table bases are supplied with 1-3/8" diameter levelers. 3" OD, 16-gauge column, 1-3/8" OD 13 gauge base. Cast aluminum spider mounting plate.

**Flip-top mechanism:** Two-part steel mechanism is joined via a pivot system. Upper component attaches to underside of worksurface using 1 #12 wood screws. Lower component bolts to leg frame via a threaded insert.

**Finish:** See mediatechnologies® Finish and Color Guide for choices.

**Required to order:** Model # including options if applicable, laminate selection and powder coat color. **If applicable:** PVC color, wood selection and wood finish color.



Round



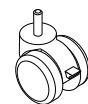
Round Tables			
Model Number	Description	Wt.	List Price
<b>3mm PVC Edge</b>			
RX26-C0030-29	30" Dia. X 29"H, 26" X Base		\$814
RX26-C0036-29	36" Dia. x 29"H, 26" X Base	72	\$827
RX32-C0042-29	42" Dia. x 29"H, 32" X Base	95	\$896
RX38-C0048-29	48" Dia. x 29"H, 38" X Base	72	\$942
<b>3mm Wood Edge</b>			
RX26-E0030-29	30" Dia. X 29"H, 26" X Base		\$918
RX26-E0036-29	36" Dia. x 29"H, 26" X Base	72	\$946
RX32-E0042-29	42" Dia. x 29"H, 32" X Base	95	\$1,113
RX38-E0048-29	48" Dia. x 29"H, 38" X Base	72	\$1,155
<b>5/8" Wood Bullnose Edge</b>			
RX26-G0030-29	30" Dia. X 29"H, 26" X Base		\$970
RX26-G0036-29	36" Dia. x 29"H, 26" X Base	72	\$994
RX32-G0042-29	42" Dia. x 29"H, 32" X Base	95	\$1,172
RX38-G0048-29	48" Dia. x 29"H, 38" X Base	72	\$1,214
<b>1-1/2" Wood Knife Edge</b>			
RX26-K0030-29	30" Dia. X 29"H, 26" X Base		\$1,070
RX26-K0036-29	36" Dia. x 29"H, 26" X Base	72	\$1,099
RX32-K0042-29	42" Dia. x 29"H, 32" X Base	95	\$1,288
RX38-K0048-29	48" Dia. x 29"H, 38" X Base	72	\$1,330
<b>1-1/4" Wood Bullnose Edge</b>			
RX26-L0030-29	30" Dia. X 29"H, 26" X Base		\$1,042
RX26-L0036-29	36" Dia. x 29"H, 26" X Base	72	\$1,071
RX32-L0042-29	42" Dia. x 29"H, 32" X Base	95	\$1,253
RX38-L0048-29	48" Dia. x 29"H, 38" X Base	72	\$1,295
<b>5/8" Wood Edge</b>			
RX26-R0030-29	30" Dia. X 29"H, 26" X Base		\$970
RX26-R0036-29	36" Dia. x 29"H, 26" X Base	72	\$994
RX32-R0042-29	42" Dia. x 29"H, 32" X Base	95	\$1,172
RX38-R0048-29	48" Dia. x 29"H, 38" X Base	72	\$1,214
<b>1-1/2" Wood Flip Edge</b>			
RX26-S0030-29	30" Dia. X 29"H, 26" X Base		\$1,070
RX26-S0036-29	36" Dia. x 29"H, 26" X Base	72	\$1,099
RX32-S0042-29	42" Dia. x 29"H, 32" X Base	95	\$1,288
RX38-S0048-29	48" Dia. x 29"H, 38" X Base	72	\$1,330
<b>5/8" Wood Edge</b>			
RX26-W0030-29	30" Dia. X 29"H, 26" X Base		\$970
RX26-W0036-29	36" Dia. x 29"H, 26" X Base	72	\$994
RX32-W0042-29	42" Dia. x 29"H, 32" X Base	95	\$1,172
RX38-W0048-29	48" Dia. x 29"H, 38" X Base	72	\$1,214

Additional Table Heights			
-36	use for 36" high tables		\$64
-42	use for 42" high tables		\$64

Flip Top Option			
Add Suffix to Model Number	Description	Wt.	List Price
-FT	Flip top mechanism		\$161



Square



Square Tables			
Model Number	Description	Wt.	List Price
<b>3mm PVC Edges</b>			
RX26-C3030-29	30"D x 30"W x 29"H, 26" X Base		\$796
RX32-C3636-29	36"D x 36"W x 29"H, 32" X Base	75	\$816
RX38-C4242-29	42"D x 42"W x 29"H, 38" X Base	100	\$873
<b>3mm PVC Edges with Radiused Corners</b>			
RX26-C3030R-29	30"D x 30"W x 29"H, 26" X Base		\$846
RX32-C3636R-29	36"D x 36"W x 29"H, 32" X Base	75	\$865
RX38-C4242R-29	42"D x 42"W x 29"H, 38" X Base	100	\$922
<b>3mm Wood Edges</b>			
RX26-E3030-29	30"D x 30"W x 29"H, 26" X Base		\$893
RX32-E3636-29	36"D x 36"W x 29"H, 32" X Base	75	\$918
RX38-E4242-29	42"D x 42"W x 29"H, 38" X Base	100	\$976
<b>5/8" Wood Bullnose Edges</b>			
RX26-G3030-29	30"D x 30"W x 29"H, 26" X Base		\$861
RX32-G3636-29	36"D x 36"W x 29"H, 32" X Base	75	\$882
RX38-G4242-29	42"D x 42"W x 29"H, 38" X Base	100	\$1,065
<b>1-1/2" Wood Knife Edges</b>			
RX26-K3030-29	30"D x 30"W x 29"H, 26" X Base		\$935
RX32-K3636-29	36"D x 36"W x 29"H, 32" X Base	75	\$957
RX38-K4242-29	42"D x 42"W x 29"H, 38" X Base	100	\$1,155
<b>1-1/4" Wood Bullnose Edges</b>			
RX26-L3030-29	30"D x 30"W x 29"H, 26" X Base		\$913
RX32-L3636-29	36"D x 36"W x 29"H, 32" X Base	75	\$936
RX38-L4242-29	42"D x 42"W x 29"H, 38" X Base	100	\$1,125
<b>5/8" Wood Edges</b>			
RX26-R3030-29	30"D x 30"W x 29"H, 26" X Base		\$861
RX32-R3636-29	36"D x 36"W x 29"H, 32" X Base	75	\$882
RX38-R4242-29	42"D x 42"W x 29"H, 38" X Base	100	\$1,065
<b>1-1/2" Wood Flip Edges</b>			
RX26-S3030-29	30"D x 30"W x 29"H, 26" X Base		\$935
RX32-S3636-29	36"D x 36"W x 29"H, 32" X Base	75	\$957
RX38-S4242-29	42"D x 42"W x 29"H, 38" X Base	100	\$1,155
<b>5/8" Wood Edges</b>			
RX26-W3030-29	30"D x 30"W x 29"H, 26" X Base		\$861
RX32-W3636-29	36"D x 36"W x 29"H, 32" X Base	75	\$882
RX38-W4242-29	42"D x 42"W x 29"H, 38" X Base	100	\$1,065

Foot Ring			
Add Suffix to Model Number	Description	Wt.	List Price
-FR	Foot Ring available on 42"H Tables		Call Factory

Twin Wheel Locking Casters			
Add Suffix to Model Number	Description	Wt.	List Price
-4C	Set of 4 Casters	2	\$60

# RALLY T-BASE

## General Specifications

**Table Top:** Table tops are 1-1/4" thick, three-ply 45# particleboard construction, with .050" high-pressure laminate top surface and a .030" phenolic backer.

**Corners for rectilinear tops:** Square corners on banded tops have a 1/8" radius; square corners on DuraTuf edged tops have a 1/2" radius. Rounded corners on all tops have a 2" radius.

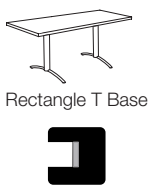
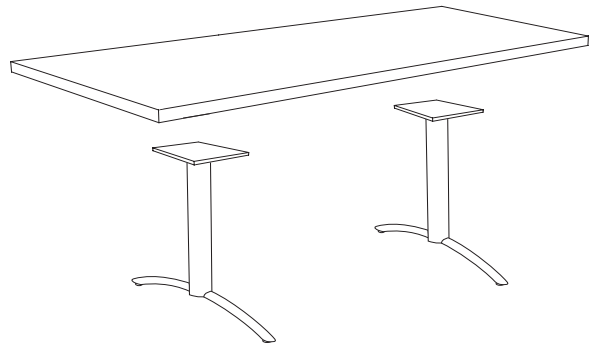
**Table Bases:** All table bases are supplied with 1-3/8" diameter levelers.

**T-Base - Single Column and Double Column:** 14 gauge, 2" diameter column and 1-3/8" OD 13 gauge base.

**Folding base mechanism:** Nylon injection molded body with an extruded aluminum mechanism is bolted to leg frame via a threaded insert. Mechanism is attached to the underside of worksurface using a 1" #12 wood screws.

**Flip-top mechanism:** Two-part steel mechanism is joined via a pivot system. Upper component attaches to underside of worksurface using 1" #12 wood screws. Lower component bolts to leg frame via a threaded insert. Flip-top is available on single-column T bases only.

**Finish:** See mediatechnologies® Finish and Color Guide for choices.



Rectangle T Base

Rectangular Tables with T Base					
Model Number	Description	Wt.	List Price		
3mm PVC Edges					
RT22-C2436-29	24"W x 36"L x 29"H, (2) 22" T Bases	57	\$617	✓	
RT22-C2448-29	24"W x 48"L x 29"H, (2) 22" T Bases	69	\$658	✓	
RT22-C2460-29	24"W x 60"L x 29"H, (2) 22" T Bases	82	\$692	✓	
RT22-C2472-29	24"W x 72"L x 29"H, (2) 22" T Bases	94	\$732	✓	
RT22-C2484-29	24"W x 84"L x 29"H, (2) 22" T Bases	110	\$777	✓	
RT22-C2496-29	24"W x 96"L x 29"H, (2) 22" T Bases	118	\$821	✓	
RT26-C3036-29	30"W x 36"L x 29"H, (2) 26" T Bases	68	\$656	✓	
RT26-C3048-29	30"W x 48"L x 29"H, (2) 26" T Bases	83	\$705	✓	
RT26-C3060-29	30"W x 60"L x 29"H, (2) 26" T Bases	97	\$746	✓	
RT26-C3072-29	30"W x 72"L x 29"H, (2) 26" T Bases	112	\$794	✓	
RT26-C3084-29	30"W x 84"L x 29"H, (2) 26" T Bases	124	\$847	✓	
RT26-C3096-29	30"W x 96"L x 29"H, (2) 26" T Bases	133	\$899	✓	
RT26-C3648-29	36"W x 48"L x 29"H, (2) 26" T Bases	83	\$765	✓	
RT26-C3660-29	36"W x 60"L x 29"H, (2) 26" T Bases	110	\$802	✓	
RT26-C3672-29	36"W x 72"L x 29"H, (2) 26" T Bases	127	\$848	✓	
RT26-C3684-29	36"W x 84"L x 29"H, (2) 26" T Bases	139	\$909	✓	
RT26-C3696-29	36"W x 96"L x 29"H, (2) 26" T Bases	144	\$971	✓	
RTT36-C4860-29	48"W x 60"L x 29"H, (2) 36" TT Bases	140	\$1,308		
RTT36-C4872-29	48"W x 72"L x 29"H, (2) 36" TT Bases	162	\$1,389		
RTT36-C4884-29	48"W x 84"L x 29"H, (2) 36" TT Bases	166	\$1,472		
RTT36-C4896-29	48"W x 96"L x 29"H, (2) 36" TT Bases	170	\$1,553		
RTT36-C48120-29	48"W x 120"L x 29"H, (3) 36" TT Bases	177	\$2,164		
RTT36-C48144-29	48"W x 144"L x 29"H, (3) 36" TT Bases	199	\$2,329		




Rectangle TT Base

Rectangular Tables			
Model Number	Description	Wt.	List Price
3mm PVC Edges (cont.)			
RTT36-C6072-29	60"W x 72"L x 29"H, (2) 36" TT Bases	213	\$1,512
RTT36-C6084-29	60"W x 84"L x 29"H, (2) 36" TT Bases	247	\$1,615
RTT36-C6096-29	60"W x 96"L x 29"H, (2) 36" TT Bases	275	\$1,717
RTT36-C60120-29	60"W x 120"L x 29"H, (3) 36" TT Bases	371	\$2,370
RTT36-C60144-29	60"W x 144"L x 29"H, (3) 36" TT Bases	434	\$2,575

Rectangular Flip Top Option (✓ indicates availability)			
Add Suffix to Model Number	Description	Wt.	List Price
-FT SGL	Flip top mechanism for Table Widths 36" - 60"		\$423
-FT DBL	Flip top mechanism for Table Widths 72" and up		\$478

Folding Base Option			
Add Suffix to Model Number	Description	Wt.	List Price
-F	Provides positive lock in up and down position		\$368

Twin Wheel Locking Casters			
Add Suffix to Model Number	Description	Wt.	List Price
-2C	Set of 2 Casters	1	30
-4C	Set of 4 Casters	2	60



Surfboard Marker Board			
Model Number	Description	Wt.	List Price
SFB-1824	18"W x 24"L		\$155
SFB-SMB	Table Side Mounting Bracket for Surfboard - available in full range of powder coat colors.		\$56
SFB-TMB	Table Top Mounting Bracket for Surfboard - available in black		\$56

**Required to order:** Model # including options if applicable, laminate selection and powder coat color.  
**If applicable:** PVC color, wood selection and wood finish color.

# RALLY T-BASE



Rectangle T Base



Rectangular Tables					
Model Number	Description	Wt.	List Price		
3mm PVC Edges with Radiused Corners					
RT22-C2436R-29	24" W x 36" L x 29"H, (2) 22° T Bases	57	\$662	✓	
RT22-C2448R-29	24" W x 48" L x 29"H, (2) 22° T Bases	69	\$704	✓	
RT22-C2460R-29	24" W x 60" L x 29"H, (2) 22° T Bases	82	\$742	✓	
RT22-C2472R-29	24" W x 72" L x 29"H, (2) 22° T Bases	94	\$782	✓	
RT22-C2484R-29	24" W x 84" L x 29"H, (2) 22° T Bases	110	\$835	✓	
RT22-C2496R-29	24" W x 96" L x 29"H, (2) 22° T Bases	118	\$888	✓	
RT26-C3036R-29	30" W x 36" L x 29"H, (2) 26° T Bases	68	\$702	✓	
RT26-C3048R-29	30" W x 48" L x 29"H, (2) 26° T Bases	83	\$750	✓	
RT26-C3060R-29	30" W x 60" L x 29"H, (2) 26° T Bases	97	\$861	✓	
RT26-C3072R-29	30" W x 72" L x 29"H, (2) 26° T Bases	112	\$845	✓	
RT26-C3084R-29	30" W x 84" L x 29"H, (2) 26° T Bases	124	\$905	✓	
RT26-C3096R-29	30" W x 96" L x 29"H, (2) 26° T Bases	133	\$965	✓	
RT26-C3648R-29	36" W x 48" L x 29"H, (2) 26° T Bases	83	\$815	✓	
RT26-C3660R-29	36" W x 60" L x 29"H, (2) 26° T Bases	110	\$860	✓	
RT26-C3672R-29	36" W x 72" L x 29"H, (2) 26° T Bases	127	\$907	✓	
RT26-C3684R-29	36" W x 84" L x 29"H, (2) 26° T Bases	139	\$978	✓	
RT26-C3696R-29	36" W x 96" L x 29"H, (2) 26° T Bases	144	\$1,050	✓	
RTT36-C4860R-29	48" W x 60" L x 29"H, (2) 36° TT Bases	140	\$1,373		
RTT36-C4872R-29	48" W x 72" L x 29"H, (2) 36° TT Bases	162	\$1,469		
RTT36-C4884R-29	48" W x 84" L x 29"H, (2) 36° TT Bases	166	\$1,563		
RTT36-C4896R-29	48" W x 96" L x 29"H, (2) 36° TT Bases	170	\$1,659		
RTT36-C48120R-29	48" W x 120" L x 29"H, (3) 36° TT Bases	177	\$2,297		
RTT36-C48144R-29	48" W x 144" L x 29"H, (3) 36° TT Bases	199	\$2,488		
RTT36-C6072R-29	60" W x 72" L x 29"H, (2) 36° TT Bases	213	\$1,612		
RTT36-C6084R-29	60" W x 84" L x 29"H, (2) 36° TT Bases	247	\$1,730		
RTT36-C6096R-29	60" W x 96" L x 29"H, (2) 36° TT Bases	275	\$1,849		
RTT36-C60120R-29	60" W x 120" L x 29"H, (3) 36° TT Bases	371	\$2,536		
RTT36-C60144R-29	60" W x 144" L x 29"H, (3) 36° TT Bases	434	\$2,773		



Rectangle TT Base



Rectangle T Base



Rectangular Tables					
Model Number	Description	Wt.	List Price		
3mm Wood Edges					
RT22-E2436-29	24" W x 36" L x 29"H, (2) 22° T Bases	57	\$718	✓	
RT22-E2448-29	24" W x 48" L x 29"H, (2) 22° T Bases	69	\$759	✓	
RT22-E2460-29	24" W x 60" L x 29"H, (2) 22° T Bases	82	\$818	✓	
RT22-E2472-29	24" W x 72" L x 29"H, (2) 22° T Bases	94	\$883	✓	
RT22-E2484-29	24" W x 84" L x 29"H, (2) 22° T Bases	110	\$953	✓	
RT22-E2496-29	24" W x 96" L x 29"H, (2) 22° T Bases	118	\$1,022	✓	
RT26-E3036-29	30" W x 36" L x 29"H, (2) 26° T Bases	68	\$758	✓	
RT26-E3048-29	30" W x 48" L x 29"H, (2) 26° T Bases	83	\$807	✓	
RT26-E3060-29	30" W x 60" L x 29"H, (2) 26° T Bases	97	\$872	✓	
RT26-E3072-29	30" W x 72" L x 29"H, (2) 26° T Bases	112	\$946	✓	
RT26-E3084-29	30" W x 84" L x 29"H, (2) 26° T Bases	124	\$1,022	✓	
RT26-E3096-29	30" W x 96" L x 29"H, (2) 26° T Bases	133	\$1,100	✓	
RT26-E3648-29	36" W x 48" L x 29"H, (2) 26° T Bases	83	\$917	✓	
RT26-E3660-29	36" W x 60" L x 29"H, (2) 26° T Bases	110	\$952	✓	
RT26-E3672-29	36" W x 72" L x 29"H, (2) 26° T Bases	127	\$999	✓	
RT26-E3684-29	36" W x 84" L x 29"H, (2) 26° T Bases	139	\$1,087	✓	
RT26-E3696-29	36" W x 96" L x 29"H, (2) 26° T Bases	144	\$1,173	✓	
RTT36-E4860-29	48" W x 60" L x 29"H, (2) 36° TT Bases	140	\$1,476		
RTT36-E4872-29	48" W x 72" L x 29"H, (2) 36° TT Bases	162	\$1,591		
RTT36-E4884-29	48" W x 84" L x 29"H, (2) 36° TT Bases	166	\$1,708		
RTT36-E4896-29	48" W x 96" L x 29"H, (2) 36° TT Bases	170	\$1,823		
RTT36-E48120-29	48" W x 120" L x 29"H, (3) 36° TT Bases	177	\$2,503		
RTT36-E48144-29	48" W x 144" L x 29"H, (3) 36° TT Bases	199	\$2,735		
RTT36-E6072-29	60" W x 72" L x 29"H, (2) 36° TT Bases	213	\$1,765		
RTT36-E6084-29	60" W x 84" L x 29"H, (2) 36° TT Bases	247	\$1,911		
RTT36-E6096-29	60" W x 96" L x 29"H, (2) 36° TT Bases	275	\$2,054		
RTT36-E60120-29	60" W x 120" L x 29"H, (3) 36° TT Bases	371	\$2,792		
RTT36-E60144-29	60" W x 144" L x 29"H, (3) 36° TT Bases	434	\$3,081		

✓ indicates availability of Flip-top option

**Required to order:** Model # including options if applicable, laminate selection and powder coat color.  
**If applicable:** PVC color, wood selection and wood finish color.

Ottomen  
Benches  
Chairs & Stools  
Interactive Seating  
Occasional Tables  
Tables  
Conference Tables  
Desks  
Technology Carts & Podiums  
Storage

# RALLY T-BASE

Ottomen  
Benches  
Chairs & Stools  
Interactive Seating  
Occasional Tables  
Tables  
Conference Tables  
Desks  
Technology Carts & Podiums  
Storage



Rectangle T Base



Rectangular Tables				
Model Number	Description	Wt.	List Price	
5/8" Wood Bullnose Edges				
RT22-G2436-29	24"W x 36"L x 29"H, (2) 22" T Bases	57	\$804	✓
RT22-G2448-29	24"W x 48"L x 29"H, (2) 22" T Bases	69	\$859	✓
RT22-G2460-29	24"W x 60"L x 29"H, (2) 22" T Bases	82	\$898	✓
RT22-G2472-29	24"W x 72"L x 29"H, (2) 22" T Bases	94	\$931	✓
RT22-G2484-29	24"W x 84"L x 29"H, (2) 22" T Bases	110	\$1,010	✓
RT22-G2496-29	24"W x 96"L x 29"H, (2) 22" T Bases	118	\$1,088	✓
RT26-G3036-29	30"W x 36"L x 29"H, (2) 26" T Bases	68	\$853	✓
RT26-G3048-29	30"W x 48"L x 29"H, (2) 26" T Bases	83	\$891	✓
RT26-G3060-29	30"W x 60"L x 29"H, (2) 26" T Bases	97	\$934	✓
RT26-G3072-29	30"W x 72"L x 29"H, (2) 26" T Bases	112	\$990	✓
RT26-G3084-29	30"W x 84"L x 29"H, (2) 26" T Bases	124	\$1,078	✓
RT26-G3096-29	30"W x 96"L x 29"H, (2) 26" T Bases	133	\$1,166	✓
RT26-G3648-29	36"W x 48"L x 29"H, (2) 26" T Bases	83	\$938	✓
RT26-G3660-29	36"W x 60"L x 29"H, (2) 26" T Bases	110	\$1,016	✓
RT26-G3672-29	36"W x 72"L x 29"H, (2) 26" T Bases	127	\$1,066	✓
RT26-G3684-29	36"W x 84"L x 29"H, (2) 26" T Bases	139	\$1,164	✓
RT26-G3696-29	36"W x 96"L x 29"H, (2) 26" T Bases	144	\$1,262	✓
RTT36-G4860-29	48"W x 60"L x 29"H, (2) 36" TT Bases	140	\$1,551	
RTT36-G4872-29	48"W x 72"L x 29"H, (2) 36" TT Bases	162	\$1,681	
RTT36-G4884-29	48"W x 84"L x 29"H, (2) 36" TT Bases	166	\$1,812	
RTT36-G4896-29	48"W x 96"L x 29"H, (2) 36" TT Bases	170	\$1,942	
RTT36-G48120-29	48"W x 120"L x 29"H, (3) 36" TT Bases	177	\$2,652	
RTT36-G48144-29	48"W x 144"L x 29"H, (3) 36" TT Bases	199	\$2,913	
RTT36-G6072-29	60"W x 72"L x 29"H, (2) 36" TT Bases	213	\$1,877	
RTT36-G6084-29	60"W x 84"L x 29"H, (2) 36" TT Bases	247	\$2,040	
RTT36-G6096-29	60"W x 96"L x 29"H, (2) 36" TT Bases	275	\$2,203	
RTT36-G60120-29	60"W x 120"L x 29"H, (3) 36" TT Bases	371	\$2,978	
RTT36-G60144-29	60"W x 144"L x 29"H, (3) 36" TT Bases	434	\$3,305	



Rectangle TT Base



Rectangle T Base



Rectangular Tables				
Model Number	Description	Wt.	List Price	
1-1/2" Wood Knife Edges				
RT22-K2436-29	24"W x 36"L x 29"H, (2) 22" T Bases	57	\$874	✓
RT22-K2448-29	24"W x 48"L x 29"H, (2) 22" T Bases	69	\$937	✓
RT22-K2460-29	24"W x 60"L x 29"H, (2) 22" T Bases	82	\$980	✓
RT22-K2472-29	24"W x 72"L x 29"H, (2) 22" T Bases	94	\$1,016	✓
RT22-K2484-29	24"W x 84"L x 29"H, (2) 22" T Bases	110	\$1,108	✓
RT22-K2496-29	24"W x 96"L x 29"H, (2) 22" T Bases	118	\$1,200	✓
RT26-K3036-29	30"W x 36"L x 29"H, (2) 26" T Bases	68	\$928	✓
RT26-K3048-29	30"W x 48"L x 29"H, (2) 26" T Bases	83	\$1,002	✓
RT26-K3060-29	30"W x 60"L x 29"H, (2) 26" T Bases	97	\$1,051	✓
RT26-K3072-29	30"W x 72"L x 29"H, (2) 26" T Bases	112	\$1,154	✓
RT26-K3084-29	30"W x 84"L x 29"H, (2) 26" T Bases	124	\$1,266	✓
RT26-K3096-29	30"W x 96"L x 29"H, (2) 26" T Bases	133	\$1,379	✓
RT26-K3648-29	36"W x 48"L x 29"H, (2) 26" T Bases	83	\$1,021	✓
RT26-K3660-29	36"W x 60"L x 29"H, (2) 26" T Bases	110	\$1,109	✓
RT26-K3672-29	36"W x 72"L x 29"H, (2) 26" T Bases	127	\$1,189	✓
RT26-K3684-29	36"W x 84"L x 29"H, (2) 26" T Bases	139	\$1,308	✓
RT26-K3696-29	36"W x 96"L x 29"H, (2) 26" T Bases	144	\$1,425	✓
RTT36-K4860-29	48"W x 60"L x 29"H, (2) 36" TT Bases	140	\$1,686	
RTT36-K4872-29	48"W x 72"L x 29"H, (2) 36" TT Bases	162	\$1,844	
RTT36-K4884-29	48"W x 84"L x 29"H, (2) 36" TT Bases	166	\$2,002	
RTT36-K4896-29	48"W x 96"L x 29"H, (2) 36" TT Bases	170	\$2,159	
RTT36-K48120-29	48"W x 120"L x 29"H, (3) 36" TT Bases	177	\$2,923	
RTT36-K48144-29	48"W x 144"L x 29"H, (3) 36" TT Bases	199	\$3,239	
RTT36-K6072-29	60"W x 72"L x 29"H, (2) 36" TT Bases	213	\$2,081	
RTT36-K6084-29	60"W x 84"L x 29"H, (2) 36" TT Bases	247	\$2,278	
RTT36-K6096-29	60"W x 96"L x 29"H, (2) 36" TT Bases	275	\$2,475	
RTT36-K60120-29	60"W x 120"L x 29"H, (3) 36" TT Bases	371	\$3,318	
RTT36-K60144-29	60"W x 144"L x 29"H, (3) 36" TT Bases	434	\$3,712	

✓ indicates availability of Flip-top option

**Required to order:** Model # including options if applicable, laminate selection and powder coat color.  
**If applicable:** PVC color, wood selection and wood finish color.



# RALLY T-BASE



Rectangle T Base



Rectangular Tables				
Model Number	Description	Wt.	List Price	
1-1/4" Wood Bullnose Edges				
RT22-L2436-29	24"W x 36"L x 29"H, (2) 22" T Bases	57	\$854	✓
RT22-L2448-29	24"W x 48"L x 29"H, (2) 22" T Bases	69	\$914	✓
RT22-L2460-29	24"W x 60"L x 29"H, (2) 22" T Bases	82	\$955	✓
RT22-L2472-29	24"W x 72"L x 29"H, (2) 22" T Bases	94	\$990	✓
RT22-L2484-29	24"W x 84"L x 29"H, (2) 22" T Bases	110	\$1,077	✓
RT22-L2496-29	24"W x 96"L x 29"H, (2) 22" T Bases	118	\$1,165	✓
RT26-L3036-29	30"W x 36"L x 29"H, (2) 26" T Bases	68	\$907	✓
RT26-L3048-29	30"W x 48"L x 29"H, (2) 26" T Bases	83	\$977	✓
RT26-L3060-29	30"W x 60"L x 29"H, (2) 26" T Bases	97	\$1,023	✓
RT26-L3072-29	30"W x 72"L x 29"H, (2) 26" T Bases	112	\$1,121	✓
RT26-L3084-29	30"W x 84"L x 29"H, (2) 26" T Bases	124	\$1,228	✓
RT26-L3096-29	30"W x 96"L x 29"H, (2) 26" T Bases	133	\$1,336	✓
RT26-L3648-29	36"W x 48"L x 29"H, (2) 26" T Bases	83	\$996	✓
RT26-L3660-29	36"W x 60"L x 29"H, (2) 26" T Bases	110	\$1,078	✓
RT26-L3672-29	36"W x 72"L x 29"H, (2) 26" T Bases	127	\$1,155	✓
RT26-L3684-29	36"W x 84"L x 29"H, (2) 26" T Bases	139	\$1,268	✓
RT26-L3696-29	36"W x 96"L x 29"H, (2) 26" T Bases	144	\$1,380	✓
RTT36-L4860-29	48"W x 60"L x 29"H, (2) 36" TT Bases	140	\$1,648	
RTT36-L4872-29	48"W x 72"L x 29"H, (2) 36" TT Bases	162	\$1,798	
RTT36-L4884-29	48"W x 84"L x 29"H, (2) 36" TT Bases	166	\$1,949	
RTT36-L4896-29	48"W x 96"L x 29"H, (2) 36" TT Bases	170	\$2,099	
RTT36-L48120-29	48"W x 120"L x 29"H, (3) 36" TT Bases	177	\$2,849	
RTT36-L48144-29	48"W x 144"L x 29"H, (3) 36" TT Bases	199	\$3,149	
RTT36-L6072-29	60"W x 72"L x 29"H, (2) 36" TT Bases	213	\$2,024	
RTT36-L6084-29	60"W x 84"L x 29"H, (2) 36" TT Bases	247	\$2,212	
RTT36-L6096-29	60"W x 96"L x 29"H, (2) 36" TT Bases	275	\$2,399	
RTT36-L60120-29	60"W x 120"L x 29"H, (3) 36" TT Bases	371	\$3,224	
RTT36-L60144-29	60"W x 144"L x 29"H, (3) 36" TT Bases	434	\$3,599	



Rectangle TT Base



Rectangle T Base



Rectangular Tables				
Model Number	Description	Wt.	List Price	
5/8" Wood Edges				
RT22-R2436-29	24"W x 36"L x 29"H, (2) 22" T Bases	57	\$804	✓
RT22-R2448-29	24"W x 48"L x 29"H, (2) 22" T Bases	69	\$859	✓
RT22-R2460-29	24"W x 60"L x 29"H, (2) 22" T Bases	82	\$898	✓
RT22-R2472-29	24"W x 72"L x 29"H, (2) 22" T Bases	94	\$931	✓
RT22-R2484-29	24"W x 84"L x 29"H, (2) 22" T Bases	110	\$1,010	✓
RT22-R2496-29	24"W x 96"L x 29"H, (2) 22" T Bases	118	\$1,088	✓
RT26-R3036-29	30"W x 36"L x 29"H, (2) 26" T Bases	68	\$853	✓
RT26-R3048-29	30"W x 48"L x 29"H, (2) 26" T Bases	83	\$919	✓
RT26-R3060-29	30"W x 60"L x 29"H, (2) 26" T Bases	97	\$963	✓
RT26-R3072-29	30"W x 72"L x 29"H, (2) 26" T Bases	112	\$1,021	✓
RT26-R3084-29	30"W x 84"L x 29"H, (2) 26" T Bases	124	\$1,112	✓
RT26-R3096-29	30"W x 96"L x 29"H, (2) 26" T Bases	133	\$1,203	✓
RT26-R3648-29	36"W x 48"L x 29"H, (2) 26" T Bases	83	\$938	✓
RT26-R3660-29	36"W x 60"L x 29"H, (2) 26" T Bases	110	\$1,016	✓
RT26-R3672-29	36"W x 72"L x 29"H, (2) 26" T Bases	127	\$1,066	✓
RT26-R3684-29	36"W x 84"L x 29"H, (2) 26" T Bases	139	\$1,164	✓
RT26-R3696-29	36"W x 96"L x 29"H, (2) 26" T Bases	144	\$1,262	✓
RTT36-R4860-29	48"W x 60"L x 29"H, (2) 36" TT Bases	140	\$1,551	
RTT36-R4872-29	48"W x 72"L x 29"H, (2) 36" TT Bases	162	\$1,681	
RTT36-R4884-29	48"W x 84"L x 29"H, (2) 36" TT Bases	166	\$1,812	
RTT36-R4896-29	48"W x 96"L x 29"H, (2) 36" TT Bases	170	\$1,942	
RTT36-R48120-29	48"W x 120"L x 29"H, (3) 36" TT Bases	177	\$2,652	
RTT36-R48144-29	48"W x 144"L x 29"H, (3) 36" TT Bases	199	\$2,913	
RTT36-R6072-29	60"W x 72"L x 29"H, (2) 36" TT Bases	213	\$1,877	
RTT36-R6084-29	60"W x 84"L x 29"H, (2) 36" TT Bases	247	\$2,040	
RTT36-R6096-29	60"W x 96"L x 29"H, (2) 36" TT Bases	275	\$2,203	
RTT36-R60120-29	60"W x 120"L x 29"H, (3) 36" TT Bases	371	\$2,978	
RTT36-R60144-29	60"W x 144"L x 29"H, (3) 36" TT Bases	434	\$3,305	



Rectangle TT Base



✓ indicates availability of Flip-top option

**Required to order:** Model # including options if applicable, laminate selection and powder coat color.  
**If applicable:** PVC color, wood selection and wood finish color.

Ottomen  
Benches  
Chairs & Stools  
Interactive Seating  
Occasional Tables  
Tables  
Conference Tables  
Desks  
Technology Carts & Podiums  
Storage

# RALLY T-BASE

Ottomen  
Benches  
Chairs & Stools  
Interactive Seating  
Occasional Tables  
Tables  
Conference Tables  
Desks  
Technology Carts & Podiums  
Storage



Rectangle T Base



Rectangle TT Base

Rectangular Tables					
Model Number	Description	Wt.	List Price		
1-1/2" Wood Flip Edges					
RT22-S2436-29	24"W x 36"L x 29"H, (2) 22" T Bases	57	\$874	✓	
RT22-S2448-29	24"W x 48"L x 29"H, (2) 22" T Bases	69	\$937	✓	
RT22-S2460-29	24"W x 60"L x 29"H, (2) 22" T Bases	82	\$980	✓	
RT22-S2472-29	24"W x 72"L x 29"H, (2) 22" T Bases	94	\$1,016	✓	
RT22-S2484-29	24"W x 84"L x 29"H, (2) 22" T Bases	110	\$1,108	✓	
RT22-S2496-29	24"W x 96"L x 29"H, (2) 22" T Bases	118	\$1,200	✓	
RT26-S3036-29	30"W x 36"L x 29"H, (2) 26" T Bases	68	\$928	✓	
RT26-S3048-29	30"W x 48"L x 29"H, (2) 26" T Bases	83	\$1,002	✓	
RT26-S3060-29	30"W x 60"L x 29"H, (2) 26" T Bases	97	\$1,051	✓	
RT26-S3072-29	30"W x 72"L x 29"H, (2) 26" T Bases	112	\$1,154	✓	
RT26-S3084-29	30"W x 84"L x 29"H, (2) 26" T Bases	124	\$1,266	✓	
RT26-S3096-29	30"W x 96"L x 29"H, (2) 26" T Bases	133	\$1,379	✓	
RT26-S3648-29	36"W x 48"L x 29"H, (2) 26" T Bases	83	\$1,021	✓	
RT26-S3660-29	36"W x 60"L x 29"H, (2) 26" T Bases	110	\$1,109	✓	
RT26-S3672-29	36"W x 72"L x 29"H, (2) 26" T Bases	127	\$1,189	✓	
RT26-S3684-29	36"W x 84"L x 29"H, (2) 26" T Bases	139	\$1,308	✓	
RT26-S3696-29	36"W x 96"L x 29"H, (2) 26" T Bases	144	\$1,425	✓	
RTT36-S4860-29	48"W x 60"L x 29"H, (2) 36" TT Bases	140	\$1,686		
RTT36-S4872-29	48"W x 72"L x 29"H, (2) 36" TT Bases	162	\$1,844		
RTT36-S4884-29	48"W x 84"L x 29"H, (2) 36" TT Bases	166	\$2,002		
RTT36-S4896-29	48"W x 96"L x 29"H, (2) 36" TT Bases	170	\$2,159		
RTT36-S48120-29	48"W x 120"L x 29"H, (3) 36" TT Bases	177	\$2,923		
RTT36-S48144-29	48"W x 144"L x 29"H, (3) 36" TT Bases	199	\$3,239		
RTT36-S6072-29	60"W x 72"L x 29"H, (2) 36" TT Bases	213	\$2,081		
RTT36-S6084-29	60"W x 84"L x 29"H, (2) 36" TT Bases	247	\$2,278		
RTT36-S6096-29	60"W x 96"L x 29"H, (2) 36" TT Bases	275	\$2,475		
RTT36-S60120-29	60"W x 120"L x 29"H, (3) 36" TT Bases	371	\$3,318		
RTT36-S60144-29	60"W x 144"L x 29"H, (3) 36" TT Bases	434	\$3,712		



Rectangle T Base



Rectangle TT Base

Rectangular Tables					
Model Number	Description	Wt.	List Price		
5/8" Wood Edges					
RT22-W2436-29	24"W x 36"L x 29"H, (2) 22" T Bases	57	\$804	✓	
RT22-W2448-29	24"W x 48"L x 29"H, (2) 22" T Bases	69	\$859	✓	
RT22-W2460-29	24"W x 60"L x 29"H, (2) 22" T Bases	82	\$898	✓	
RT22-W2472-29	24"W x 72"L x 29"H, (2) 22" T Bases	94	\$931	✓	
RT22-W2484-29	24"W x 84"L x 29"H, (2) 22" T Bases	110	\$1,010	✓	
RT22-W2496-29	24"W x 96"L x 29"H, (2) 22" T Bases	118	\$1,088	✓	
RT26-W3036-29	30"W x 36"L x 29"H, (2) 26" T Bases	68	\$853	✓	
RT26-W3048-29	30"W x 48"L x 29"H, (2) 26" T Bases	83	\$919	✓	
RT26-W3060-29	30"W x 60"L x 29"H, (2) 26" T Bases	97	\$963	✓	
RT26-W3072-29	30"W x 72"L x 29"H, (2) 26" T Bases	112	\$1,021	✓	
RT26-W3084-29	30"W x 84"L x 29"H, (2) 26" T Bases	124	\$1,112	✓	
RT26-W3096-29	30"W x 96"L x 29"H, (2) 26" T Bases	133	\$1,203	✓	
RT26-W3648-29	36"W x 48"L x 29"H, (2) 26" T Bases	83	\$938	✓	
RT26-W3660-29	36"W x 60"L x 29"H, (2) 26" T Bases	110	\$1,016	✓	
RT26-W3672-29	36"W x 72"L x 29"H, (2) 26" T Bases	127	\$1,066	✓	
RT26-W3684-29	36"W x 84"L x 29"H, (2) 26" T Bases	139	\$1,164	✓	
RT26-W3696-29	36"W x 96"L x 29"H, (2) 26" T Bases	144	\$1,262	✓	
RTT36-W4860-29	48"W x 60"L x 29"H, (2) 36" TT Bases	140	\$1,551		
RTT36-W4872-29	48"W x 72"L x 29"H, (2) 36" TT Bases	162	\$1,681		
RTT36-W4884-29	48"W x 84"L x 29"H, (2) 36" TT Bases	166	\$1,812		
RTT36-W4896-29	48"W x 96"L x 29"H, (2) 36" TT Bases	170	\$1,942		
RTT36-W48120-29	48"W x 120"L x 29"H, (3) 36" TT Bases	177	\$1,621		
RTT36-W48144-29	48"W x 144"L x 29"H, (3) 36" TT Bases	199	\$2,913		
RTT36-W6072-29	60"W x 72"L x 29"H, (2) 36" TT Bases	213	\$1,877		
RTT36-W6084-29	60"W x 84"L x 29"H, (2) 36" TT Bases	247	\$2,040		
RTT36-W6096-29	60"W x 96"L x 29"H, (2) 36" TT Bases	275	\$2,203		
RTT36-W60120-29	60"W x 120"L x 29"H, (3) 36" TT Bases	371	\$2,978		
RTT36-W60144-29	60"W x 144"L x 29"H, (3) 36" TT Bases	434	\$3,305		

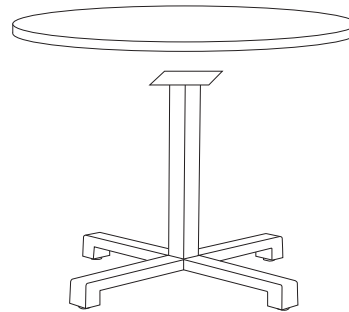
**Required to order:** Model # including options if applicable, laminate selection and powder coat color.  
**If applicable:** PVC color, wood selection and wood finish color.

## General Specifications

**Table Top:** Table tops are 1-1/4" thick, three-ply 45# particleboard construction, with .050" high-pressure laminate top surface and a .030" phenolic backer.

**Leg and Frame Assembly:** For T-Base Rigid bolted aluminum column, die cast aluminum base. Folding mechanism injection molded plastic, aluminum and steel; requires (6-8) #12-14 screws. Adjustable Leveler: 3/8-16" x 3/4" long shank.  
For X-Base Rigid bolted aluminum column, die cast aluminum base. Fabricated steel mounting plate requires (812) #12-14 screws. Adjustable leveler: 3/8-16" x 3/4" long shank.

**Finish:** Standard powder coat on all metal parts is black; other colors may be specified. See **mediatechnologies®** Finish and Color Guide for choices.



Round



Round Tables				
Model Number	Description	Wgt	List Price	
<b>3mm PVC Edge</b>				
SX26-C0036-29	36" Diameter x 29"H 26" X base	45	\$959	✓
SX36-C0042-29	42" Diameter x 29"H 36" X base	70	\$1,085	✓
SX36-C0048-29	48" Diameter x 29"H 36" X base	82	\$1,088	✓
<b>3mm Wood Edge</b>				
SX26-E0036-29	36" Diameter x 29"H 26" X base	45	\$1,079	✓
SX36-E0042-29	42" Diameter x 29"H 36" X base	70	\$1,300	✓
SX36-E0048-29	48" Diameter x 29"H 36" X base	82	\$1,300	✓
<b>5/8" Wood Bullnose Edge</b>				
SX26-G0036-29	36" Diameter x 29"H 26" X base	45	\$1,127	✓
SX36-G0042-29	42" Diameter x 29"H 36" X base	70	\$1,360	✓
SX36-G0048-29	48" Diameter x 29"H 36" X base	82	\$1,360	✓
<b>1-1/2" Wood Knife Edge</b>				
SX26-K0036-29	36" Diameter x 29"H 26" X base	45	\$1,232	✓
SX36-K0042-29	42" Diameter x 29"H 36" X base	70	\$1,477	✓
SX36-K0048-29	48" Diameter x 29"H 36" X base	82	\$1,477	✓
<b>1-1/4" Wood Bullnose Edge</b>				
SX26-L0036-29	36" Diameter x 29"H 26" X base	45	\$1,204	✓
SX36-L0042-29	42" Diameter x 29"H 36" X base	70	\$1,441	✓
SX36-L0048-29	48" Diameter x 29"H 36" X base	82	\$1,441	✓
<b>5/8" Wood Edge</b>				
SX26-R0036-29	36" Diameter x 29"H 26" X base	45	\$1,127	✓
SX36-R0042-29	42" Diameter x 29"H 36" X base	70	\$1,360	✓
SX36-R0048-29	48" Diameter x 29"H 36" X base	82	\$1,360	✓
<b>1-1/2" Wood Flip Edge</b>				
SX26-S0036-29	36" Diameter x 29"H 26" X base	45	\$1,232	✓
SX36-S0042-29	42" Diameter x 29"H 36" X base	70	\$1,477	✓
SX36-S0048-29	48" Diameter x 29"H 36" X base	82	\$1,477	✓



Round



Square




Round Tables (cont.)				
Model Number	Description	Wgt.	List Price	
<b>5/8" Wood Edge</b>				
SX26-W0036-29	36" Diameter x 29"H 26" X base	45	\$1,127	✓
SX36-W0042-29	42" Diameter x 29"H 36" X base	70	\$1,360	✓
SX36-W0048-29	48" Diameter x 29"H 36" X base	82	\$1,360	✓

Square Tables				
Model Number	Description	Wgt	List Price	
<b>3mm PVC Edges</b>				
SX26-C3636-29	36"W x 36"L x 29"H 26" X base	62	\$950	✓
SX36-C4242-29	42"W x 42"L x 29"H 36" X base	81	\$1,061	✓
SX36-C4848-29	48"W x 48"L x 29"H 42" X base	96	\$1,064	✓
<b>Radiused Coners with 3mm PVC Edges</b>				
SX26-C3636R-29	36"W x 36"L x 29"H 26" X base	62	\$999	✓
SX36-C4242R-29	42"W x 42"L x 29"H 36" X base	81	\$1,111	✓
SX36-C4848R-29	48"W x 48"L x 29"H 42" X base	96	\$1,114	✓
<b>3mm Wood Edges</b>				
SX26-E3636-29	36"W x 36"L x 29"H 26" X base	62	\$1,051	✓
SX36-E4242-29	42"W x 42"L x 29"H 36" X base	81	\$1,164	✓
SX36-E4848-29	48"W x 48"L x 29"H 42" X base	96	\$1,168	✓
<b>5/8" Wood Bullnose Edges</b>				
SX26-G3636-29	36"W x 36"L x 29"H 26" X base	62	\$1,015	✓
SX36-G4242-29	42"W x 42"L x 29"H 36" X base	81	\$1,254	✓
SX36-G4848-29	48"W x 48"L x 29"H 42" X base	96	\$1,261	✓

**Required to order:** Model # including options if applicable, laminate selection and powder coat color.  
**If applicable:** PVC color, wood selection and wood finish color.

# STANCE

Ottomen  
Benches  
Chairs & Stools  
Interactive Seating  
Occasional Tables  
Tables  
Conference Tables  
Desks  
Technology Carts & Podiums  
Storage



Square



## Square Tables (cont.)

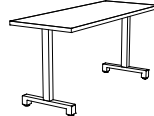
Model Number	Description	Wgt	List Price	
<b>1-1/2" Wood Knife Edges</b>				
SX26-K3636-29	36"W x 36"L x 29"H 26" X base	62	\$1,091	✓
SX36-K4242-29	42"W x 42"L x 29"H 36" X base	81	\$1,343	✓
SX36-K4848-29	48"W x 48"L x 29"H 42" X base	96	\$1,352	✓
<b>1-1/4" Wood Bullnose Edges</b>				
SX26-L3636-29	36"W x 36"L x 29"H 26" X base	62	\$1,069	✓
SX36-L4242-29	42"W x 42"L x 29"H 36" X base	81	\$1,314	✓
SX36-L4848-29	48"W x 48"L x 29"H 42" X base	96	\$1,322	✓
<b>5/8" Wood Edges</b>				
SX26-R3636-29	36"W x 36"L x 29"H 26" X base	62	\$1,015	✓
SX36-R4242-29	42"W x 42"L x 29"H 36" X base	81	\$1,254	✓
SX36-R4848-29	48"W x 48"L x 29"H 42" X base	96	\$1,261	✓
<b>1-1/2" Wood Flip Edges</b>				
SX26-S3636-29	36"W x 36"L x 29"H 26" X base	62	\$1,091	✓
SX36-S4242-29	42"W x 42"L x 29"H 36" X base	81	\$1,343	✓
SX36-S4848-29	48"W x 48"L x 29"H 42" X base	96	\$1,352	✓
<b>5/8" Wood Edges</b>				
SX26-W3636-29	36"W x 36"L x 29"H 26" X base	62	\$1,015	✓
SX36-W4242-29	42"W x 42"L x 29"H 36" X base	81	\$1,159	✓
SX36-W4848-29	48"W x 48"L x 29"H 42" X base	96	\$1,261	✓

### Flip Top Option ( indicates availability)

Add Suffix to Model Number	Description	Wgt	List Price	
-FT	Flip top mechanism	6	\$161	

### Twin Wheel Locking Casters

Add Suffix to Model Number	Description	Wgt	List Price	
-4C	Set of 4 Casters	2	\$60	



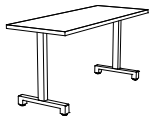
Rectangle



## Rectangle Tables

Model Number	Description	Wgt	List Price	
<b>3mm PVC Edges</b>				
ST20-C2436-29	24"W x 36"L x 29"H (2) 20" T bases	54	\$829	✓
ST20-C2448-29	24"W x 48"L x 29"H (2) 20" T bases	64	\$829	✓
ST20-C2460-29	24"W x 60"L x 29"H (2) 20" T bases	74	\$861	✓
ST20-C2472-29	24"W x 72"L x 29"H (2) 20" T bases	84	\$900	✓
ST20-C2484-29	24"W x 84"L x 29"H (2) 20" T bases	104	\$946	✓
ST20-C2496-29	24"W x 96"L x 29"H (2) 20" T bases	115	\$991	✓
ST26-C3036-29	30"W x 36"L x 29"H (2) 26" T bases	64	\$835	✓
ST26-C3048-29	30"W x 48"L x 29"H (2) 26" T bases	76	\$883	✓
ST26-C3060-29	30"W x 60"L x 29"H (2) 26" T bases	89	\$923	✓
ST26-C3072-29	30"W x 72"L x 29"H (2) 26" T bases	101	\$972	✓
ST26-C3084-29	30"W x 84"L x 29"H (2) 26" T bases	120	\$1,024	✓
ST26-C3096-29	30"W x 96"L x 29"H (2) 26" T bases	139	\$1,077	✓
<b>Radiused Corners with 3mm PVC Edges</b>				
ST20-C2436R-29	24"W x 36"L x 29"H (2) 20" T bases	54	\$832	✓
ST20-C2448R-29	24"W x 48"L x 29"H (2) 20" T bases	64	\$873	✓
ST20-C2460R-29	24"W x 60"L x 29"H (2) 20" T bases	74	\$911	✓
ST20-C2472R-29	24"W x 72"L x 29"H (2) 20" T bases	84	\$950	✓
ST20-C2484R-29	24"W x 84"L x 29"H (2) 20" T bases	104	\$1,004	✓
ST20-C2496R-29	24"W x 96"L x 29"H (2) 20" T bases	115	\$1,057	✓
ST26-C3036R-29	30"W x 36"L x 29"H (2) 26" T bases	64	\$879	✓
ST26-C3048R-29	30"W x 48"L x 29"H (2) 26" T bases	76	\$926	✓
ST26-C3060R-29	30"W x 60"L x 29"H (2) 26" T bases	89	\$1,039	✓
ST26-C3072R-29	30"W x 72"L x 29"H (2) 26" T bases	101	\$1,021	✓
ST26-C3084R-29	30"W x 84"L x 29"H (2) 26" T bases	120	\$1,082	✓
ST26-C3096R-29	30"W x 96"L x 29"H (2) 26" T bases	139	\$1,144	✓
ST26-C3648R-29	36"W x 48"L x 29"H (2) 26" T bases	83	\$993	✓
ST26-C3660R-29	36"W x 60"L x 29"H (2) 26" T bases	110	\$1,039	✓
ST26-C3672R-29	36"W x 72"L x 29"H (2) 26" T bases	127	\$1,085	✓

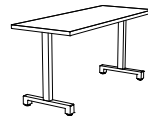
**Required to order:** Model # including options if applicable, laminate selection and powder coat color.  
**If applicable:** PVC color, wood selection and wood finish color.



Rectangle



Rectangle Tables (cont.)					
Model Number	Description	Wgt	List Price		
<b>3mm Wood Edges</b>					
ST20-E2436-29	24"W x 36"L x 29"H (2) 20" T bases	54	\$888	✓	
ST20-E2448-29	24"W x 48"L x 29"H (2) 20" T bases	64	\$928	✓	
ST20-E2460-29	24"W x 60"L x 29"H (2) 20" T bases	74	\$988	✓	
ST20-E2472-29	24"W x 72"L x 29"H (2) 20" T bases	84	\$1,052	✓	
ST20-E2484-29	24"W x 84"L x 29"H (2) 20" T bases	104	\$1,122	✓	
ST20-E2496-29	24"W x 96"L x 29"H (2) 20" T bases	115	\$1,192	✓	
ST26-E3036-29	30"W x 36"L x 29"H (2) 26" T bases	64	\$937	✓	
ST26-E3048-29	30"W x 48"L x 29"H (2) 26" T bases	76	\$985	✓	
ST26-E3060-29	30"W x 60"L x 29"H (2) 26" T bases	89	\$1,050	✓	
ST26-E3072-29	30"W x 72"L x 29"H (2) 26" T bases	101	\$1,122	✓	
ST26-E3084-29	30"W x 84"L x 29"H (2) 26" T bases	120	\$1,200	✓	
ST26-E3096-29	30"W x 96"L x 29"H (2) 26" T bases	139	\$1,278	✓	
ST26-E3648-29	36"W x 48"L x 29"H (2) 26" T bases	83	\$1,095	✓	
ST26-E3660-29	36"W x 60"L x 29"H (2) 26" T bases	110	\$1,129	✓	
ST26-E3672-29	36"W x 72"L x 29"H (2) 26" T bases	127	\$1,177	✓	
<b>5/8" Wood Bullnose Edges</b>					
ST20-G2436-29	24"W x 36"L x 29"H (2) 20" T bases	54	\$973	✓	
ST20-G2448-29	24"W x 48"L x 29"H (2) 20" T bases	64	\$1,027	✓	
ST20-G2460-29	24"W x 60"L x 29"H (2) 20" T bases	74	\$1,068	✓	
ST20-G2472-29	24"W x 72"L x 29"H (2) 20" T bases	84	\$1,100	✓	
ST20-G2484-29	24"W x 84"L x 29"H (2) 20" T bases	104	\$1,178	✓	
ST20-G2496-29	24"W x 96"L x 29"H (2) 20" T bases	115	\$1,257	✓	
ST26-G3036-29	30"W x 36"L x 29"H (2) 26" T bases	64	\$1,030	✓	
ST26-G3048-29	30"W x 48"L x 29"H (2) 26" T bases	76	\$1,096	✓	
ST26-G3060-29	30"W x 60"L x 29"H (2) 26" T bases	89	\$1,142	✓	
ST26-G3072-29	30"W x 72"L x 29"H (2) 26" T bases	101	\$1,199	✓	
ST26-G3084-29	30"W x 84"L x 29"H (2) 26" T bases	120	\$1,289	✓	
ST26-G3096-29	30"W x 96"L x 29"H (2) 26" T bases	139	\$1,380	✓	
ST26-G3648-29	36"W x 48"L x 29"H (2) 26" T bases	83	\$1,115	✓	
ST26-G3660-29	36"W x 60"L x 29"H (2) 26" T bases	110	\$1,194	✓	
ST26-G3672-29	36"W x 72"L x 29"H (2) 26" T bases	127	\$1,245	✓	



Rectangle



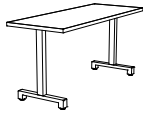
Rectangle Tables (cont.)					
Model Number	Description	Wgt	List Price		
<b>1-1/2" Wood Knife Edges</b>					
ST20-K2436-29	24"W x 36"L x 29"H (2) 20" T bases	54	\$1,044	✓	
ST20-K2448-29	24"W x 48"L x 29"H (2) 20" T bases	64	\$1,106	✓	
ST20-K2460-29	24"W x 60"L x 29"H (2) 20" T bases	74	\$1,149	✓	
ST20-K2472-29	24"W x 72"L x 29"H (2) 20" T bases	84	\$1,184	✓	
ST20-K2484-29	24"W x 84"L x 29"H (2) 20" T bases	104	\$1,277	✓	
ST20-K2496-29	24"W x 96"L x 29"H (2) 20" T bases	115	\$1,370	✓	
ST26-K3036-29	30"W x 36"L x 29"H (2) 26" T bases	64	\$1,106	✓	
ST26-K3048-29	30"W x 48"L x 29"H (2) 26" T bases	76	\$1,179	✓	
ST26-K3060-29	30"W x 60"L x 29"H (2) 26" T bases	89	\$1,228	✓	
ST26-K3072-29	30"W x 72"L x 29"H (2) 26" T bases	101	\$1,331	✓	
ST26-K3084-29	30"W x 84"L x 29"H (2) 26" T bases	120	\$1,443	✓	
ST26-K3096-29	30"W x 96"L x 29"H (2) 26" T bases	139	\$1,556	✓	
ST26-K3648-29	36"W x 48"L x 29"H (2) 26" T bases	83	\$1,199	✓	
ST26-K3660-29	36"W x 60"L x 29"H (2) 26" T bases	110	\$1,285	✓	
ST26-K3672-29	36"W x 72"L x 29"H (2) 26" T bases	127	\$1,366	✓	
<b>1-1/4" Wood Bullnose Edges</b>					
ST20-L2436-29	24"W x 36"L x 29"H (2) 20" T bases	54	\$1,023	✓	
ST20-L2448-29	24"W x 48"L x 29"H (2) 20" T bases	64	\$1,082	✓	
ST20-L2460-29	24"W x 60"L x 29"H (2) 20" T bases	74	\$1,124	✓	
ST20-L2472-29	24"W x 72"L x 29"H (2) 20" T bases	84	\$1,158	✓	
ST20-L2484-29	24"W x 84"L x 29"H (2) 20" T bases	104	\$1,247	✓	
ST20-L2496-29	24"W x 96"L x 29"H (2) 20" T bases	115	\$1,335	✓	
ST26-L3036-29	30"W x 36"L x 29"H (2) 26" T bases	64	\$1,085	✓	
ST26-L3048-29	30"W x 48"L x 29"H (2) 26" T bases	76	\$1,154	✓	
ST26-L3060-29	30"W x 60"L x 29"H (2) 26" T bases	89	\$1,202	✓	
ST26-L3072-29	30"W x 72"L x 29"H (2) 26" T bases	101	\$1,299	✓	
ST26-L3084-29	30"W x 84"L x 29"H (2) 26" T bases	120	\$1,407	✓	
ST26-L3096-29	30"W x 96"L x 29"H (2) 26" T bases	139	\$1,514	✓	
ST26-L3648-29	36"W x 48"L x 29"H (2) 26" T bases	83	\$1,173	✓	
ST26-L3660-29	36"W x 60"L x 29"H (2) 26" T bases	110	\$1,256	✓	
ST26-L3672-29	36"W x 72"L x 29"H (2) 26" T bases	127	\$1,332	✓	



**Required to order:** Model # including options if applicable, laminate selection and powder coat color.  
**If applicable:** PVC color, wood selection and wood finish color.

# STANCE

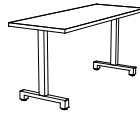
Ottomen  
Benches  
Chairs & Stools  
Interactive Seating  
Occasional Tables  
Tables  
Conference Tables  
Desks  
Technology Carts & Podiums  
Storage



Rectangle



Rectangle Tables (cont.)				
Model Number	Description	Wgt	List Price	
5/8" Wood Edges				
ST20-R2436-29	24"W x 36"L x 29"H (2) 20" T bases	54	\$973	✓
ST20-R2448-29	24"W x 48"L x 29"H (2) 20" T bases	64	\$1,027	✓
ST20-R2460-29	24"W x 60"L x 29"H (2) 20" T bases	74	\$1,068	✓
ST20-R2472-29	24"W x 72"L x 29"H (2) 20" T bases	84	\$1,100	✓
ST20-R2484-29	24"W x 84"L x 29"H (2) 20" T bases	104	\$1,178	✓
ST20-R2496-29	24"W x 96"L x 29"H (2) 20" T bases	115	\$1,257	✓
ST26-R3036-29	30"W x 36"L x 29"H (2) 26" T bases	64	\$1,030	✓
ST26-R3048-29	30"W x 48"L x 29"H (2) 26" T bases	76	\$1,096	✓
ST26-R3060-29	30"W x 60"L x 29"H (2) 26" T bases	89	\$1,142	✓
ST26-R3072-29	30"W x 72"L x 29"H (2) 26" T bases	101	\$1,199	✓
ST26-R3084-29	30"W x 84"L x 29"H (2) 26" T bases	120	\$1,289	✓
ST26-R3096-29	30"W x 96"L x 29"H (2) 26" T bases	139	\$1,380	✓
1-1/2" Wood Flip Edges				
ST20-S2436-29	24"W x 36"L x 29"H (2) 20" T bases	54	\$1,044	✓
ST20-S2448-29	24"W x 48"L x 29"H (2) 20" T bases	64	\$1,106	✓
ST20-S2460-29	24"W x 60"L x 29"H (2) 20" T bases	74	\$1,149	✓
ST20-S2472-29	24"W x 72"L x 29"H (2) 20" T bases	84	\$1,184	✓
ST20-S2484-29	24"W x 84"L x 29"H (2) 20" T bases	104	\$1,277	✓
ST20-S2496-29	24"W x 96"L x 29"H (2) 20" T bases	115	\$1,370	✓
ST26-S3036-29	30"W x 36"L x 29"H (2) 26" T bases	64	\$1,106	✓
ST26-S3048-29	30"W x 48"L x 29"H (2) 26" T bases	76	\$1,179	✓
ST26-S3060-29	30"W x 60"L x 29"H (2) 26" T bases	89	\$1,228	✓
ST26-S3072-29	30"W x 72"L x 29"H (2) 26" T bases	101	\$1,331	✓
ST26-S3084-29	30"W x 84"L x 29"H (2) 26" T bases	120	\$1,443	✓
ST26-S3096-29	30"W x 96"L x 29"H (2) 26" T bases	139	\$1,556	✓
ST26-S3648-29	36"W x 48"L x 29"H (2) 26" T bases	83	\$1,199	✓
ST26-S3660-29	36"W x 60"L x 29"H (2) 26" T bases	110	\$1,285	✓
ST26-S3672-29	36"W x 72"L x 29"H (2) 26" T bases	127	\$1,366	✓



Rectangle



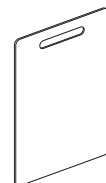
Rectangle Tables (cont.)				
Model Number	Description	Wgt	List Price	
5/8" Wood Edges				
ST20-W2436-29	24"W x 36"L x 29"H (2) 20" T bases	54	\$973	✓
ST20-W2448-29	24"W x 48"L x 29"H (2) 20" T bases	64	\$1,027	✓
ST20-W2460-29	24"W x 60"L x 29"H (2) 20" T bases	74	\$1,068	✓
ST20-W2472-29	24"W x 72"L x 29"H (2) 20" T bases	84	\$1,100	✓
ST20-W2484-29	24"W x 84"L x 29"H (2) 20" T bases	104	\$1,178	✓
ST20-W2496-29	24"W x 96"L x 29"H (2) 20" T bases	115	\$1,257	✓
ST26-W3036-29	30"W x 36"L x 29"H (2) 26" T bases	64	\$1,030	✓
ST26-W3048-29	30"W x 48"L x 29"H (2) 26" T bases	76	\$1,096	✓
ST26-W3060-29	30"W x 60"L x 29"H (2) 26" T bases	89	\$1,142	✓
ST26-W3072-29	30"W x 72"L x 29"H (2) 26" T bases	101	\$1,199	✓
ST26-W3084-29	30"W x 84"L x 29"H (2) 26" T bases	120	\$1,289	✓
ST26-W3096-29	30"W x 96"L x 29"H (2) 26" T bases	139	\$1,380	✓
ST26-W3648-29	36"W x 48"L x 29"H (2) 26" T bases	83	\$1,115	✓
ST26-W3660-29	36"W x 60"L x 29"H (2) 26" T bases	110	\$1,194	✓
ST26-W3672-29	36"W x 72"L x 29"H (2) 26" T bases	127	\$1,245	✓



Sprocket



Sprocket Top Tables				
Model Number	Description	Wgt	List Price	
3mm PVC Edges				
S3T22-C6060S-29	60"W x 60"D x 29"H, (3) 20" T base	145	\$1,679	
Flip Top Option (✓ indicates availability)				
Add Suffix to Model Number	Description	Wgt	List Price	
-FT	Flip top mechanism	6	\$437	
Twin Wheel Locking Casters				
Add Suffix to Model Number	Description	Wgt	List Price	
-2C	Set of 2 Casters	1	\$30	
-4C	Set of 4 Casters	2	\$60	



Surfboard Marker Board			
Model Number	Description	Wt.	List Price
SFB-1824	18"W x 24"L		\$155
SFB-SMB	Table Side Mounting Bracket for Surfboard - available in full range of powder coat colors.		\$56
SFB-TMB	Table Top Mounting Bracket for Surfboard - available in black		\$56

**Required to order:** Model # including options if applicable, laminate selection and powder coat color.  
**If applicable:** PVC color, wood selection and wood finish color.

## General Specifications

**Table Top:** Tops are 1-1/4" thick, three ply engineered wood construction with .050" high pressure laminate (HPL) and a phenolic backer sheet. The edges specified for this project are 3mm PVC ("C" prefix to the table size in the part number), 3mm hardwood ("E" prefix to the table size in the part number), 5/8" hardwood bullnose ("G" prefix to the table size in the part number), 1-1/2" hardwood knife edge ("K" prefix to the table size in the part number), 1-1/4" hardwood bullnose ("L" prefix to the table size in the part number), 5/8" hardwood edge ("R" prefix to the table size in the part number), 1-1/2" hardwood flip ("S" prefix to the table size in the part number) and 5/8" hardwood ("W" prefix to the table size in the model number).

**X-Base and T-Base Single Column:** Cast aluminum base has a 2-1/4" diameter column with bolted horizontal cast aluminum base and fabricated steel mounting plate .187" thick x 6"D x 8"W. Can be specified to be adjustable height via spring clip mechanism, range is 6".

**Flip Top Mechanism:** Two-part steel mechanism is joined via a pivot system. Upper component attaches to underside of work surface using 1" #12 wood screws. Lower component bolts to leg frame via a threaded insert.

**Finish:** See mediatechnologies® Finish and Color Guide for choices.

*Note: all bases are supplied with 1" diameter levelers*



Round



Round Tables				
Model Number	Description	Wgt	List Price	
<b>3mm PVC Edge</b>				
DX26-C0036-29	36" Diameter Table x 29"H, 26" X base	53	\$736	✓
DX33-C0042-29	42" Diameter Table x 29"H, 33" X base	64	\$791	✓
D4X38-C0048-29	48" Diameter Table x 29"H, 38" 4X base	83	\$1,280	
D4X38-C0060-29	60" Diameter Table x 29"H, 38" 4X base	112	\$1,424	
<b>3mm Wood Edge</b>				
DX26-E0036-29	36" Diameter Table x 29"H, 26" X base	53	\$855	✓
DX33-E0042-29	42" Diameter Table x 29"H, 33" X base	64	\$1,007	✓
D4X38-E0048-29	48" Diameter Table x 29"H, 38" 4X base	83	\$1,492	
D4X38-E0060-29	60" Diameter Table x 29"H, 38" 4X base	112	\$1,694	
<b>5/8" Wood Bullnose Edge</b>				
DX26-G0036-29	36" Diameter Table x 29"H, 26" X base	53	\$904	✓
DX33-G0042-29	42" Diameter Table x 29"H, 33" X base	64	\$1,065	✓
D4X38-G0048-29	48" Diameter Table x 29"H, 38" 4X base	83	\$1,552	
D4X38-G0060-29	60" Diameter Table x 29"H, 38" 4X base	112	\$1,753	
<b>1-1/2" Wood Knife Edge</b>				
DX26-K0036-29	36" Diameter Table x 29"H, 26" X base	53	\$1,009	✓
DX33-K0042-29	42" Diameter Table x 29"H, 33" X base	64	\$1,183	✓
D4X38-K0048-29	48" Diameter Table x 29"H, 38" 4X base	83	\$1,669	
D4X38-K0060-29	60" Diameter Table x 29"H, 38" 4X base	112	\$1,895	
<b>1-1/4" Wood Bullnose Edge</b>				
DX26-L0036-29	36" Diameter Table x 29"H, 26" X base	53	\$979	✓
DX33-L0042-29	42" Diameter Table x 29"H, 33" X base	64	\$1,148	✓
D4X38-L0048-29	48" Diameter Table x 29"H, 38" 4X base	83	\$1,633	
D4X38-L0060-29	60" Diameter Table x 29"H, 38" 4X base	112	\$1,849	



Round



Round Tables (cont.)				
Model Number	Description	Wgt	List Price	
<b>5/8" Wood Edge</b>				
DX26-R0036-29	36" Diameter Table x 29"H, 26" X base	53	\$904	✓
DX33-R0042-29	42" Diameter Table x 29"H, 33" X base	64	\$1,065	✓
D4X38-R0048-29	48" Diameter Table x 29"H, 38" 4X base	83	\$1,552	
D4X38-R0060-29	60" Diameter Table x 29"H, 38" 4X base	112	\$1,753	
<b>1-1/2" Wood Flip Edge</b>				
DX26-S0036-29	36" Diameter Table x 29"H, 26" X base	53	\$1,009	✓
DX33-S0042-29	42" Diameter Table x 29"H, 33" X base	64	\$1,183	✓
D4X38-S0048-29	48" Diameter Table x 29"H, 38" 4X base	83	\$1,669	
D4X38-S0060-29	60" Diameter Table x 29"H, 38" 4X base	112	\$1,895	
<b>5/8" Wood Edge</b>				
DX26-W0036-29	36" Diameter Table x 29"H, 26" X base	53	\$904	✓
DX33-W0042-29	42" Diameter Table x 29"H, 33" X base	64	\$1,065	✓
D4X38-W0048-29	48" Diameter Table x 29"H, 38" 4X base	83	\$1,552	
D4X38-W0060-29	60" Diameter Table x 29"H, 38" 4X base	112	\$1,753	

**Required to order:** Model # including options if applicable, laminate selection and powder coat color.  
**If applicable:** PVC color, wood selection and wood finish color.

# DERBY

Ottomen  
Benches  
Chairs & Stools  
Interactive Seating  
Occasional Tables  
Tables  
Conference Tables  
Desks  
Technology Carts & Podiums  
Storage



Square Tables				
Model Number	Description	Wgt	List Price	
3mm PVC Edges				
Square DX33-C3636-29	36"W x 36"L x 29"H, 33" X base	60	\$763	✓
DX38-C4242-29	42"W x 42"L x 29"H, 38" X base	75	\$800	✓
D4X38-C4848-29	48"W x 48"L x 29"H, 38" 4X base	97	\$1,257	
D4X38-C6060-29	60"W x 60"L x 29"H, 38" 4X base	135	\$1,402	
Radiused Corners with 3mm PVC Edges				
DX33-C3636R-29	36"W x 36"L x 29"H, 33" X base	60	\$813	✓
DX38-C4242R-29	42"W x 42"L x 29"H, 38" X base	75	\$850	✓
D4X38-C4848R-29	48"W x 48"L x 29"H, 38" 4X base	97	\$1,307	
D4X38-C6060R-29	60"W x 60"L x 29"H, 38" 4X base	135	\$1,472	
3mm Wood Edges				
DX33-E3636-29	36"W x 36"L x 29"H, 33" X base	60	\$865	✓
DX38-E4242-29	42"W x 42"L x 29"H, 38" X base	75	\$905	✓
D4X38-E4848-29	48"W x 48"L x 29"H, 38" 4X base	97	\$1,360	
D4X38-E6060-29	60"W x 60"L x 29"H, 38" 4X base	135	\$1,555	
5/8" Wood Bullnose Edges				
DX33-G3636-29	36"W x 36"L x 29"H, 33" X base	60	\$828	✓
DX38-G4242-29	42"W x 42"L x 29"H, 38" X base	75	\$993	✓
D4X38-G4848-29	48"W x 48"L x 29"H, 38" 4X base	97	\$1,453	
D4X38-G6060-29	60"W x 60"L x 29"H, 38" 4X base	135	\$1,645	
1-1/2" Wood Knife Edges				
DX33-K3636-29	36"W x 36"L x 29"H, 33" X base	60	\$905	✓
DX38-K4242-29	42"W x 42"L x 29"H, 38" X base	75	\$1,083	✓
D4X38-K4848-29	48"W x 48"L x 29"H, 38" 4X base	97	\$1,544	
D4X38-K6060-29	60"W x 60"L x 29"H, 38" 4X base	135	\$1,758	
1-1/4" Wood Bullnose Edges				
DX33-L3636-29	36"W x 36"L x 29"H, 33" X base	60	\$882	✓
DX38-L4242-29	42"W x 42"L x 29"H, 38" X base	75	\$1,053	✓
D4X38-L4848-29	48"W x 48"L x 29"H, 38" 4X base	97	\$1,515	
D4X38-L6060-29	60"W x 60"L x 29"H, 38" 4X base	135	\$1,719	



Square Tables (cont.)				
Model Number	Description	Wgt	List Price	
5/8" Wood Edges				
Square DX33-R3636-29	36"W x 36"L x 29"H, 33" X base	60	\$828	✓
DX38-R4242-29	42"W x 42"L x 29"H, 38" X base	75	\$993	✓
D4X38-R4848-29	48"W x 48"L x 29"H, 38" 4X base	97	\$1,453	
D4X38-R6060-29	60"W x 60"L x 29"H, 38" 4X base	135	\$1,645	
1-1/2" Wood Flip Edges				
DX33-S3636-29	36"W x 36"L x 29"H, 33" X base	60	\$905	✓
DX38-S4242-29	42"W x 42"L x 29"H, 38" X base	75	\$1,083	✓
D4X38-S4848-29	48"W x 48"L x 29"H, 38" 4X base	97	\$1,544	
D4X38-S6060-29	60"W x 60"L x 29"H, 38" 4X base	135	\$1,758	
5/8" Wood Edges				
DX33-W3636-29	36"W x 36"L x 29"H, 33" X base	60	\$828	✓
DX38-W4242-29	42"W x 42"L x 29"H, 38" X base	75	\$993	✓
D4X38-W4848-29	48"W x 48"L x 29"H, 38" 4X base	97	\$1,453	
D4X38-W6060-29	60"W x 60"L x 29"H, 38" 4X base	135	\$1,645	

### Additional Height Tables

Replace Height(-29) with	Description	Wgt	List Price
-36	use for 36" high tables		\$127
-42	use for 42" high tables		\$127

### Rectangular Flip Top Option (✓ indicates availability)

Add Suffix to Model Number	Description	Wgt	List Price
-FT	Flip top mechanism		\$432

### Twin Wheel Locking Casters

Add Suffix to Model Number	Description	Wgt	List Price
-4C	Set of 4 Casters	2	\$59



### Leveller Extension

Model Number	Description	Wgt	List Price
DLX	Leveller Extension		\$55 per base

**Required to order:** Model # including options if applicable, laminate selection and powder coat color.  
**If applicable:** PVC color, wood selection and wood finish color.





Rectangle



Rectangle Tables					
Model Number	Description	Wgt	List Price		
<b>3mm PVC Edges</b>					
DT20-C2436-29	24"W x 36"L x 29"H 20" T base	47	\$635	✓	
DT20-C2448-29	24"W x 48"L x 29"H 20" T base	56	\$676	✓	
DT20-C2460-29	24"W x 60"L x 29"H 20" T base	64	\$710	✓	
DT20-C2472-29	24"W x 72"L x 29"H 20" T base	72	\$749	✓	
DT26-C3036-29	30"W x 36"L x 29"H 26" T base	54	\$686	✓	
DT26-C3048-29	30"W x 48"L x 29"H 26" T base	64	\$735	✓	
DT26-C3060-29	30"W x 60"L x 29"H 26" T base	75	\$776	✓	
DT26-C3072-29	30"W x 72"L x 29"H 26" T base	85	\$824	✓	
DT26-C3648-29	36"W x 48"L x 29"H 26" T base	72	\$795	✓	
DT26-C3660-29	36"W x 60"L x 29"H 26" T base	85	\$831	✓	
DT26-C3672-29	36"W x 72"L x 29"H 26" T base	97	\$877	✓	
<b>Radiused Corners with 3mm PVC Edges</b>					
DT20-C2436R-29	24"W x 36"L x 29"H 20" T base	47	\$679	✓	
DT20-C2448R-29	24"W x 48"L x 29"H 20" T base	56	\$720	✓	
DT20-C2460R-29	24"W x 60"L x 29"H 20" T base	64	\$759	✓	
DT20-C2472R-29	24"W x 72"L x 29"H 20" T base	72	\$798	✓	
DT26-C3036R-29	30"W x 36"L x 29"H 26" T base	54	\$730	✓	
DT26-C3048R-29	30"W x 48"L x 29"H 26" T base	64	\$779	✓	
DT26-C3060R-29	30"W x 60"L x 29"H 26" T base	75	\$890	✓	
DT26-C3072R-29	30"W x 72"L x 29"H 26" T base	85	\$939	✓	
DT26-C3648R-29	36"W x 48"L x 29"H 26" T base	72	\$845	✓	
DT26-C3660R-29	36"W x 60"L x 29"H 26" T base	85	\$890	✓	
DT26-C3672R-29	36"W x 72"L x 29"H 26" T base	97	\$937	✓	
<b>3mm Wood Edges</b>					
DT20-E2436-29	24"W x 36"L x 29"H 20" T base	47	\$736	✓	
DT20-E2448-29	24"W x 48"L x 29"H 20" T base	56	\$777	✓	
DT20-E2460-29	24"W x 60"L x 29"H 20" T base	64	\$836	✓	
DT20-E2472-29	24"W x 72"L x 29"H 20" T base	72	\$899	✓	
DT26-E3036-29	30"W x 36"L x 29"H 26" T base	54	\$788	✓	
DT26-E3048-29	30"W x 48"L x 29"H 26" T base	64	\$837	✓	
DT26-E3060-29	30"W x 60"L x 29"H 26" T base	75	\$902	✓	
DT26-E3072-29	30"W x 72"L x 29"H 26" T base	85	\$975	✓	
DT26-E3648-29	36"W x 48"L x 29"H 26" T base	72	\$765	✓	
DT26-E3660-29	36"W x 60"L x 29"H 26" T base	85	\$982	✓	
DT26-E3672-29	36"W x 72"L x 29"H 26" T base	97	\$1,029	✓	



Rectangle



Rectangle Tables (cont.)					
Model Number	Description	Wgt	List Price		
<b>5/8" Wood Bullnose Edges</b>					
DT20-G2436-29	24"W x 36"L x 29"H 20" T base	47	\$820	✓	
DT20-G2448-29	24"W x 48"L x 29"H 20" T base	56	\$876	✓	
DT20-G2460-29	24"W x 60"L x 29"H 20" T base	64	\$916	✓	
DT20-G2472-29	24"W x 72"L x 29"H 20" T base	72	\$948	✓	
DT26-G3036-29	30"W x 36"L x 29"H 26" T base	54	\$883	✓	
DT26-G3048-29	30"W x 48"L x 29"H 26" T base	64	\$949	✓	
DT26-G3060-29	30"W x 60"L x 29"H 26" T base	75	\$993	✓	
DT26-G3072-29	30"W x 72"L x 29"H 26" T base	85	\$1,051	✓	
DT26-G3648-29	36"W x 48"L x 29"H 26" T base	72	\$968	✓	
DT26-G3660-29	36"W x 60"L x 29"H 26" T base	85	\$1,046	✓	
DT26-G3672-29	36"W x 72"L x 29"H 26" T base	97	\$1,096	✓	
<b>1-1/2" Wood Bullnose Edges</b>					
DT20-K2436-29	24"W x 36"L x 29"H 20" T base	47	\$891	✓	
DT20-K2448-29	24"W x 48"L x 29"H 20" T base	56	\$953	✓	
DT20-K2460-29	24"W x 60"L x 29"H 20" T base	64	\$996	✓	
DT20-K2472-29	24"W x 72"L x 29"H 20" T base	72	\$1,032	✓	
DT26-K3036-29	30"W x 36"L x 29"H 26" T base	54	\$958	✓	
DT26-K3048-29	30"W x 48"L x 29"H 26" T base	64	\$1,031	✓	
DT26-K3060-29	30"W x 60"L x 29"H 26" T base	75	\$1,080	✓	
DT26-K3072-29	30"W x 72"L x 29"H 26" T base	85	\$1,183	✓	
DT26-K3648-29	36"W x 48"L x 29"H 26" T base	72	\$1,051	✓	
DT26-K3660-29	36"W x 60"L x 29"H 26" T base	85	\$1,138	✓	
DT26-K3672-29	36"W x 72"L x 29"H 26" T base	97	\$1,218	✓	
<b>1-1/4" Wood Bullnose Edges</b>					
DT20-L2436-29	24"W x 36"L x 29"H 20" T base	47	\$872	✓	
DT20-L2448-29	24"W x 48"L x 29"H 20" T base	56	\$930	✓	
DT20-L2460-29	24"W x 60"L x 29"H 20" T base	64	\$972	✓	
DT20-L2472-29	24"W x 72"L x 29"H 20" T base	72	\$1,007	✓	
DT26-L3036-29	30"W x 36"L x 29"H 26" T base	54	\$937	✓	
DT26-L3048-29	30"W x 48"L x 29"H 26" T base	64	\$1,007	✓	
DT26-L3060-29	30"W x 60"L x 29"H 26" T base	75	\$1,053	✓	
DT26-L3072-29	30"W x 72"L x 29"H 26" T base	85	\$1,151	✓	
DT26-L3648-29	36"W x 48"L x 29"H 26" T base	72	\$1,025	✓	
DT26-L3660-29	36"W x 60"L x 29"H 26" T base	85	\$1,108	✓	
DT26-L3672-29	36"W x 72"L x 29"H 26" T base	97	\$1,185	✓	

# DERBY

Ottomen  
Benches  
Chairs & Stools  
Interactive Seating  
Occasional Tables  
Tables  
Conference Tables  
Desks  
Technology Carts & Podiums  
Storage



Rectangle



## Rectangle Tables (cont.)

Model Number	Description	Wgt	List Price	
<b>5/8" Wood Edges</b>				
DT20-R2436-29	24"W x 36"L x 29"H 20" T base	47	\$820	✓
DT20-R2448-29	24"W x 48"L x 29"H 20" T base	56	\$876	✓
DT20-R2460-29	24"W x 60"L x 29"H 20" T base	64	\$916	✓
DT20-R2472-29	24"W x 72"L x 29"H 20" T base	72	\$948	✓
DT26-R3036-29	30"W x 36"L x 29"H 26" T base	54	\$883	✓
DT26-R3048-29	30"W x 48"L x 29"H 26" T base	64	\$949	✓
DT26-R3060-29	30"W x 60"L x 29"H 26" T base	75	\$993	✓
DT26-R3072-29	30"W x 72"L x 29"H 26" T base	85	\$1,051	✓
DT26-R3648-29	36"W x 48"L x 29"H 26" T base	72	\$968	✓
DT26-R3660-29	36"W x 60"L x 29"H 26" T base	85	\$1,046	✓
DT26-R3672-29	36"W x 72"L x 29"H 26" T base	97	\$1,096	✓
<b>1-1/2" Wood Flip Edges</b>				
DT20-S2436-29	24"W x 36"L x 29"H 20" T base	47	\$891	✓
DT20-S2448-29	24"W x 48"L x 29"H 20" T base	56	\$953	✓
DT20-S2460-29	24"W x 60"L x 29"H 20" T base	64	\$996	✓
DT20-S2472-29	24"W x 72"L x 29"H 20" T base	72	\$1,032	✓
DT26-S3036-29	30"W x 36"L x 29"H 26" T base	54	\$958	✓
DT26-S3048-29	30"W x 48"L x 29"H 26" T base	64	\$1,031	✓
DT26-S3060-29	30"W x 60"L x 29"H 26" T base	75	\$1,080	✓
DT26-S3072-29	30"W x 72"L x 29"H 26" T base	85	\$1,183	✓
DT26-S3648-29	36"W x 48"L x 29"H 26" T base	72	\$1,051	✓
DT26-S3660-29	36"W x 60"L x 29"H 26" T base	85	\$1,138	✓
DT26-S3672-29	36"W x 72"L x 29"H 26" T base	97	\$1,218	✓



Rectangle



## Rectangle Tables (cont.)

Model Number	Description	Wgt	List Price	
<b>5/8" Wood Edges</b>				
DT20-W2436-29	24"W x 36"L x 29"H 20" T base	47	\$820	✓
DT20-W2448-29	24"W x 48"L x 29"H 20" T base	56	\$876	✓
DT20-W2460-29	24"W x 60"L x 29"H 20" T base	64	\$916	✓
DT20-W2472-29	24"W x 72"L x 29"H 20" T base	72	\$948	✓
DT26-W3036-29	30"W x 36"L x 29"H 26" T base	54	\$883	✓
DT26-W3048-29	30"W x 48"L x 29"H 26" T base	64	\$949	✓
DT26-W3060-29	30"W x 60"L x 29"H 26" T base	75	\$993	✓
DT26-W3072-29	30"W x 72"L x 29"H 26" T base	85	\$1,051	✓
DT26-W3648-29	36"W x 48"L x 29"H 26" T base	72	\$968	✓
DT26-W3660-29	36"W x 60"L x 29"H 26" T base	85	\$1,046	✓
DT26-W3672-29	36"W x 72"L x 29"H 26" T base	97	\$1,096	✓

## Additional Height Tables

Replace Height(-29) with	Description		
-36	use for 36" high tables	\$128	
-42	use for 42" high tables	\$128	

## Rectangular Flip Top Option ( indicates availability)

Add Suffix to Model Number	Description	Wgt	List Price
-FT	Flip top mechanism		\$322

## Twin Wheel Locking Casters

Add Suffix to Model Number	Description	Wgt	List Price
-2C	Set of 2 Casters	1	\$30
-4C	Set of 4 Casters	2	\$60

## Leveller Extension

Model Number	Description	Wgt	List Price
DLX	Leveller Extension		\$55per base




Sprocket



## Sprocket Top Tables

Model Number	Description	Wgt	List Price
<b>3mm PVC Edges</b>			
D3T22-C6060S-29	60"W x 60"D x 29"H (3) 22" T base	145	\$1523



## Surfboard Marker Board

Model Number	Description	Wt.	List Price
SFB-1824	18"W x 24"L		\$155
SFB-SMB	Table Side Mounting Bracket for Surfboard - available in full range of powder coat colors.		\$56
SFB-TMB	Table Top Mounting Bracket for Surfboard - available in black		\$56

**Required to order:** Model # including options if applicable, laminate selection and powder coat color.  
**If applicable:** PVC color, wood selection and wood finish color.

## General Specifications

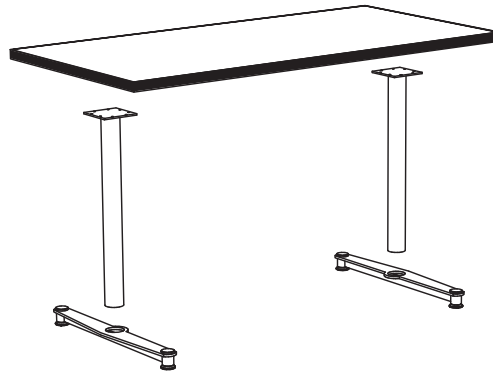
**Top:** Top is 1-1/4" thick, three ply engineered panel construction with a .050" high pressure laminate work surface, 1-1/8" industrial particle board core, and a phenolic backer/balance sheet.

**Legs:** Table consists of two 22" wide T Base legs. Each leg assembly includes a 2" diameter 14 gauge steel tubing on vertical, which is welded to a 4"W x 10"L x 1/4" thick steel plate. Vertical column is also welded (concealed weldment) to a 1/4" thick laser cut horizontal main bar. Main bar has a slight angle on outside of leg and the inside has a rounded shape to mimic the vertical post. The out of the mainbar receives a 1/4" thick round cap that is through mounted via mainbar. Under the main bar is a welded 3/4" diameter steel post equipped with a leveling glide. A 1/4" thick plate is TIG welded to the 3/4" diameter steel posts and the horizontal mainbar for structural integrity.

**Folding Base Mechanism:** A nylon injection molded body with an extruded aluminum mechanism is bolted to the leg frame via a threaded insert. Mechanism is attached to the underside of work surface using 1" #12 wood screws.

**Flip Top Mechanism:** Two-part steel mechanism is joined via a pivot system. Upper component attaches to underside of work surface using 1" #12 wood screws. Lower component bolts to leg frame via a threaded insert.

**Finish:** See [mediatechnologies®](#) Finish and Color Guide for choices.



Rectangular Tables					
Model Number	Description	Wt.	List Price		
<b>3mm PVC Edges</b>					
ET22-C2436-29	24"D x 36"W x 29"H, (2) 22" T Bases	57	\$787		
ET22-C2442-29	24"D x 42"W x 29"H, (2) 22" T Bases	62	\$804		
ET22-C2448-29	24"D x 48"W x 29"H, (2) 22" T Bases	69	\$828		
ET22-C2460-29	24"D x 60"W x 29"H, (2) 22" T Bases	82	\$861		
ET22-C2472-29	24"D x 72"W x 29"H, (2) 22" T Bases	94	\$900		
<b>3mm PVC with Radius Edges</b>					
ET22-C2436R-29	24"D x 36"W x 29"H, (2) 22" T Bases	57	\$832		
ET22-C2442R-29	24"D x 42"W x 29"H, (2) 22" T Bases	62	\$843		
ET22-C2448R-29	24"D x 48"W x 29"H, (2) 22" T Bases	69	\$873		
ET22-C2460R-29	24"D x 60"W x 29"H, (2) 22" T Bases	82	\$911		
ET22-C2472R-29	24"D x 72"W x 29"H, (2) 22" T Bases	94	\$951		
<b>3mm Wood Edges</b>					
ET22-E2436-29	24"D x 36"W x 29"H, (2) 22" T Bases	57	\$888		
ET22-E2442-29	24"D x 42"W x 29"H, (2) 22" T Bases	62	\$892		
ET22-E2448-29	24"D x 48"W x 29"H, (2) 22" T Bases	69	\$928		
ET22-E2460-29	24"D x 60"W x 29"H, (2) 22" T Bases	82	\$988		
ET22-E2472-29	24"D x 72"W x 29"H, (2) 22" T Bases	94	\$1,052		
<b>5/8" Wood Bullnose Edges</b>					
ET26-G3036-29	30"D x 36"W x 29"H, (2) 26" T Bases	68	\$831		
ET26-G3042-29	30"D x 42"W x 29"H, (2) 26" T Bases	75	\$851		
ET26-G3048-29	30"D x 48"W x 29"H, (2) 26" T Bases	83	\$880		
ET26-G3060-29	30"D x 60"W x 29"H, (2) 26" T Bases	97	\$920		
ET26-G3072-29	30"D x 72"W x 29"H, (2) 26" T Bases	112	\$969		
<b>1-1/2" Wood Knife Edges</b>					
ET26-G3642-29	36"D x 42"W x 29"H, (2) 26" T Bases	78	\$905		
ET26-G3648-29	36"D x 48"W x 29"H, (2) 26" T Bases	83	\$941		
ET26-G3660-29	36"D x 60"W x 29"H, (2) 26" T Bases	110	\$976		
ET26-G3672-29	36"D x 72"W x 29"H, (2) 26" T Bases	127	\$1,022		
<b>5/8" Wood Bullnose Edges</b>					
ET26-G3036-29	30"D x 36"W x 29"H, (2) 26" T Bases	68	\$831		
ET26-G3042-29	30"D x 42"W x 29"H, (2) 26" T Bases	75	\$851		
ET26-G3048-29	30"D x 48"W x 29"H, (2) 26" T Bases	83	\$880		
ET26-G3060-29	30"D x 60"W x 29"H, (2) 26" T Bases	97	\$920		
ET26-G3072-29	30"D x 72"W x 29"H, (2) 26" T Bases	112	\$969		
<b>1-1/2" Wood Knife Edges</b>					
ET26-G3642-29	36"D x 42"W x 29"H, (2) 26" T Bases	78	\$1,055		
ET26-G3648-29	36"D x 48"W x 29"H, (2) 26" T Bases	83	\$1,112		
ET26-G3660-29	36"D x 60"W x 29"H, (2) 26" T Bases	110	\$1,191		
ET26-G3672-29	36"D x 72"W x 29"H, (2) 26" T Bases	127	\$1,242		

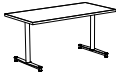


Rectangular Tables					
Model Number	Description	Wt.	List Price		
<b>5/8" Wood Bullnose Edges</b>					
ET22-G2436-29	24"D x 36"W x 29"H, (2) 22" T Bases	57	\$973		
ET22-G2442-29	24"D x 42"W x 29"H, (2) 22" T Bases	62	\$978		
ET22-G2448-29	24"D x 48"W x 29"H, (2) 22" T Bases	69	\$1,027		
ET22-G2460-29	24"D x 60"W x 29"H, (2) 22" T Bases	82	\$1,068		
ET22-G2472-29	24"D x 72"W x 29"H, (2) 22" T Bases	94	\$1,100		
<b>1-1/2" Wood Knife Edges</b>					
ET22-K2436-29	24"D x 36"W x 29"H, (2) 22" T Bases	57	\$1,044		
ET22-K2442-29	24"D x 42"W x 29"H, (2) 22" T Bases	62	\$1,047		
ET22-K2448-29	24"D x 48"W x 29"H, (2) 22" T Bases	69	\$1,106		
ET22-K2460-29	24"D x 60"W x 29"H, (2) 22" T Bases	82	\$1,149		
ET22-K2472-29	24"D x 72"W x 29"H, (2) 22" T Bases	94	\$1,185		
<b>5/8" Wood Bullnose Edges</b>					
ET26-K3036-29	30"D x 36"W x 29"H, (2) 26" T Bases	68	\$1,103		
ET26-K3042-29	30"D x 42"W x 29"H, (2) 26" T Bases	75	\$1,111		
ET26-K3048-29	30"D x 48"W x 29"H, (2) 26" T Bases	83	\$1,152		
ET26-K3060-29	30"D x 60"W x 29"H, (2) 26" T Bases	97	\$1,225		
ET26-K3072-29	30"D x 72"W x 29"H, (2) 26" T Bases	112	\$1,328		
<b>1-1/2" Wood Knife Edges</b>					
ET26-K3642-29	36"D x 42"W x 29"H, (2) 26" T Bases	78	\$1,127		
ET26-K3648-29	36"D x 48"W x 29"H, (2) 26" T Bases	83	\$1,196		
ET26-K3660-29	36"D x 60"W x 29"H, (2) 26" T Bases	110	\$1,282		
ET26-K3672-29	36"D x 72"W x 29"H, (2) 26" T Bases	127	\$1,363		

**Required to order:** Model # including options if applicable, laminate selection and powder coat color.  
**If applicable:** PVC color, wood selection and wood finish color.

# ECLIPSE

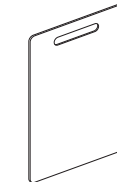
Ottomen  
Benches  
Chairs & Stools  
Interactive Seating  
Occasional Tables  
Tables  
Conference Tables  
Desks  
Technology Carts & Podiums  
Storage



Rectangle



Rectangular Tables			
Model Number	Description	Wt.	List Price
<b>1-1/4" Wood Bullnose Edges</b>			
ET22-L2436-29	24"D x 36"W x 29"H, (2) 22" T Bases	57	\$1,023
ET22-L2442-29	24"D x 42"W x 29"H, (2) 22" T Bases	62	\$1,026
ET22-L2448-29	24"D x 48"W x 29"H, (2) 22" T Bases	69	\$1,082
ET22-L2460-29	24"D x 60"W x 29"H, (2) 22" T Bases	82	\$1,124
ET22-L2472-29	24"D x 72"W x 29"H, (2) 22" T Bases	94	\$1,261
ET26-L3036-29	30"D x 36"W x 29"H, (2) 26" T Bases	68	\$1,081
ET26-L3042-29	30"D x 42"W x 29"H, (2) 26" T Bases	75	\$1,089
ET26-L3048-29	30"D x 48"W x 29"H, (2) 26" T Bases	83	\$1,151
ET26-L3060-29	30"D x 60"W x 29"H, (2) 26" T Bases	97	\$1,198
ET26-L3072-29	30"D x 72"W x 29"H, (2) 26" T Bases	112	\$1,296
ET26-L3642-29	36"D x 42"W x 29"H, (2) 26" T Bases	78	\$1,083
ET26-L3648-29	36"D x 48"W x 29"H, (2) 26" T Bases	83	\$1,170
ET26-L3660-29	36"D x 60"W x 29"H, (2) 26" T Bases	110	\$1,253
ET26-L3672-29	36"D x 72"W x 29"H, (2) 26" T Bases	127	\$1,329
<b>5/8" Wood Edges</b>			
ET22-R2436-29	24"D x 36"W x 29"H, (2) 22" T Bases	57	\$973
ET22-R2442-29	24"D x 42"W x 29"H, (2) 22" T Bases	62	\$978
ET22-R2448-29	24"D x 48"W x 29"H, (2) 22" T Bases	69	\$1,027
ET22-R2460-29	24"D x 60"W x 29"H, (2) 22" T Bases	82	\$1,068
ET22-R2472-29	24"D x 72"W x 29"H, (2) 22" T Bases	94	\$1,100
ET26-R3036-29	30"D x 36"W x 29"H, (2) 26" T Bases	68	\$1,027
ET26-R3042-29	30"D x 42"W x 29"H, (2) 26" T Bases	75	\$1,039
ET26-R3048-29	30"D x 48"W x 29"H, (2) 26" T Bases	83	\$1,093
ET26-R3060-29	30"D x 60"W x 29"H, (2) 26" T Bases	97	\$1,139
ET26-R3072-29	30"D x 72"W x 29"H, (2) 26" T Bases	112	\$1,196
ET26-R3642-29	36"D x 42"W x 29"H, (2) 26" T Bases	78	\$1,055
ET26-R3648-29	36"D x 48"W x 29"H, (2) 26" T Bases	83	\$1,112
ET26-R3660-29	36"D x 60"W x 29"H, (2) 26" T Bases	110	\$1,191
ET26-R3672-29	36"D x 72"W x 29"H, (2) 26" T Bases	127	\$1,242
<b>1-1/2" Wood Flip Edges</b>			
ET22-S2436-29	24"D x 36"W x 29"H, (2) 22" T Bases	57	\$1,044
ET22-S2442-29	24"D x 42"W x 29"H, (2) 22" T Bases	62	\$1,047
ET22-S2448-29	24"D x 48"W x 29"H, (2) 22" T Bases	69	\$1,106
ET22-S2460-29	24"D x 60"W x 29"H, (2) 22" T Bases	82	\$1,149
ET22-S2472-29	24"D x 72"W x 29"H, (2) 22" T Bases	94	\$1,185
ET26-S3036-29	30"D x 36"W x 29"H, (2) 26" T Bases	68	\$1,103
ET26-S3042-29	30"D x 42"W x 29"H, (2) 26" T Bases	75	\$1,111
ET26-S3048-29	30"D x 48"W x 29"H, (2) 26" T Bases	83	\$1,176
ET26-S3060-29	30"D x 60"W x 29"H, (2) 26" T Bases	97	\$1,225
ET26-S3072-29	30"D x 72"W x 29"H, (2) 26" T Bases	112	\$1,328
ET26-S3642-29	36"D x 42"W x 29"H, (2) 26" T Bases	78	\$1,127
ET26-S3648-29	36"D x 48"W x 29"H, (2) 26" T Bases	83	\$1,196
ET26-S3660-29	36"D x 60"W x 29"H, (2) 26" T Bases	110	\$1,282
ET26-S3672-29	36"D x 72"W x 29"H, (2) 26" T Bases	127	\$1,363
<b>5/8" Wood Edges</b>			
ET22-W2436-29	24"D x 36"W x 29"H, (2) 22" T Bases	57	\$973
ET22-W2442-29	24"D x 42"W x 29"H, (2) 22" T Bases	62	\$978
ET22-W2448-29	24"D x 48"W x 29"H, (2) 22" T Bases	69	\$1,027
ET22-W2460-29	24"D x 60"W x 29"H, (2) 22" T Bases	82	\$1,068
ET22-W2472-29	24"D x 72"W x 29"H, (2) 22" T Bases	94	\$1,100
ET26-W3036-29	30"D x 36"W x 29"H, (2) 26" T Bases	68	\$1,027
ET26-W3042-29	30"D x 42"W x 29"H, (2) 26" T Bases	75	\$1,039
ET26-W3048-29	30"D x 48"W x 29"H, (2) 26" T Bases	83	\$1,093
ET26-W3060-29	30"D x 60"W x 29"H, (2) 26" T Bases	97	\$1,139
ET26-W3072-29	30"D x 72"W x 29"H, (2) 26" T Bases	112	\$1,196
ET26-W3642-29	36"D x 42"W x 29"H, (2) 26" T Bases	78	\$1,055
ET26-W3648-29	36"D x 48"W x 29"H, (2) 26" T Bases	83	\$1,112
ET26-W3660-29	36"D x 60"W x 29"H, (2) 26" T Bases	110	\$1,191
ET26-W3672-29	36"D x 72"W x 29"H, (2) 26" T Bases	127	\$1,242



Additional Height Tables			
Replace Height(-29) with	Description	Wt.	List
-36	use for 36" high tables		\$127
-42	use for 42" high tables		\$127

Rectangular Flip Top Option			
Add Suffix to Model Number	Description	Wt.	List Price
-FT SGL	Flip top mechanism for Table Lengths 36" - 60"		\$437
-FT DBL	Flip top mechanism for Table Lengths 72" and up		\$493

Note: Flip Top tables come standard with casters.

Folding Base Option			
Add Suffix to Model Number	Description	Wt.	List Price
-F	Provides positive lock in up and down position		\$322


Twin Wheel Locking Casters			
Add Suffix to Model Number	Description	Wt.	List Price
-2C	Set of 2 Casters	1	\$38
-4C	Set of 4 Casters	2	\$75

Surfboard Marker Board			
Model Number	Description	Wt.	List Price
SFB-1824	18"W x 24"L		\$155
SFB-SMB	Table Side Mounting Bracket for Surfboard - available in full range of powder coat colors.		\$56
SFB-TMB	Table Top Mounting Bracket for Surfboard - available in black		\$56

**Required to order:** Model # including options if applicable, laminate selection and powder coat color. **If applicable:** PVC color, wood selection and wood finish color.

# ECLIPSE X-BASE

Ottomen  
Benches  
Chairs & Stools  
Interactive Seating  
Occasional Tables  
Tables  
Conference Tables  
Desks  
Technology Carts & Podiums  
Storage



## General Specifications

**Top:** Top is 1-1/4" thick, three ply engineered panel construction with a .050" high pressure laminate worksurface, 1-1/8" industrial particle board core, and a phenolic backer/balance sheet.

**Base:** Table base consists of single-column or four-column X-base. The base assembly includes 2" diameter 14 gauge steel tubing on vertical, which is welded to a 8"W x 8"L x 1/4" thick steel plate. Vertical column is also welded (concealed weldment) to two 1/4" thick laser cut horizontal main bars stacked at right angles to one another forming an X. Main bars taper in at a slight angle from the rounded shape that mimics the vertical post to each of the four ends. The out of the mainbars receives a 1/4" thick round cap that is through mounted via mainbar. Under the main bars is a welded 3/4" diameter steel post equipped with a leveling glide. A 1/4" thick plate is TIG welded to the 3/4" diameter steel posts and the X mainbars for structural integrity.

**Flip Top Mechanism:** Two-part steel mechanism is joined via a pivot system. Upper component attaches to underside of work surface using 1" #12 wood screws. Lower component bolts to leg frame via a threaded insert.

**Finish:** See mediatechnologies® Finish and Color Guide for choices.



Round

Round Tables			
Model Number	Description	Wt.	List Price
3mm PVC Edge			
EX28-C0042-29	42" Diameter x 29"H, 28" X Base	75	\$898 ✓
E4X36-C0048-29	48" Diameter x 29"H, 36" 4X Base	97	\$1,288
E4X36-C0060-29	60" Diameter x 29"H, 36" 4X Base	135	\$1,432
3mm Wood Edge			
EX28-E0042-29	42" Diameter x 29"H, 28" X Base	75	\$1,114 ✓
E4X36-E0048-29	48" Diameter x 29"H, 36" 4X Base	97	\$1,502
E4X36-E0060-29	60" Diameter x 29"H, 36" 4X Base	135	\$1,702
5/8" Wood Bullnose Edge			
EX28-G0042-29	42" Diameter x 29"H, 28" X Base	75	\$1,173 ✓
E4X36-G0048-29	48" Diameter x 29"H, 36" 4X Base	97	\$1,528
E4X36-G0060-29	60" Diameter x 29"H, 36" 4X Base	135	\$1,762
1-1/2" Wood Knife Edge			
EX28-K0042-29	42" Diameter x 29"H, 28" X Base	75	\$1,291 ✓
E4X36-K0048-29	48" Diameter x 29"H, 36" 4X Base	97	\$1,678
E4X36-K0060-29	60" Diameter x 29"H, 36" 4X Base	135	\$1,904
1-1/4" Wood Bullnose Edge			
EX28-L0042-29	42" Diameter x 29"H, 28" X Base	75	\$1,255 ✓
E4X36-L0048-29	48" Diameter x 29"H, 36" 4X Base	97	\$1,642
E4X36-L0060-29	60" Diameter x 29"H, 36" 4X Base	135	\$1,858
5/8" Wood Edge			
EX28-R0042-29	42" Diameter x 29"H, 28" X Base	75	\$1,173 ✓
E4X36-R0048-29	48" Diameter x 29"H, 36" 4X Base	97	\$1,528
E4X36-R0060-29	60" Diameter x 29"H, 36" 4X Base	135	\$1,762
1-1/2" Wood Flip Edge			
EX28-S0042-29	42" Diameter x 29"H, 28" X Base	75	\$1,291 ✓
E4X36-S0048-29	48" Diameter x 29"H, 36" 4X Base	97	\$1,678
E4X36-S0060-29	60" Diameter x 29"H, 36" 4X Base	135	\$1,904
5/8" Wood Edge			
EX28-W0042-29	42" Diameter x 29"H, 28" X Base	75	\$1,173 ✓
E4X36-W0048-29	48" Diameter x 29"H, 36" 4X Base	97	\$1,528
E4X36-W0060-29	60" Diameter x 29"H, 36" 4X Base	135	\$1,762

### Flip Top Option ( indicates availability)

Add Suffix to Model Number	Description	Wt.	List Price
-FT	Flip top mechanism	6	\$161

### Twin Wheel Locking Casters

Add Suffix to Model Number	Description	Wt.	List Price
-4C	Set of 4 Casters	2	\$60



Square

Square Tables			
Model Number	Description	Wt.	List Price
3mm PVC Edges			
EX28-C4242-29	42" x 42" x 29"H, 28" X Base	70	\$874 ✓
E4X36-C4848-29	48" x 48" x 29"H, 36" 4X Base	92	\$1,265
E4X36-C6060-29	60" x 60" x 29"H, 36" 4X Base	130	\$1,411
3mm Wood Edges			
EX28-E4242-29	42" x 42" x 29"H, 28" X Base	70	\$978 ✓
E4X36-E4848-29	48" x 48" x 29"H, 36" 4X Base	92	\$1,369
E4X36-E6060-29	60" x 60" x 29"H, 36" 4X Base	130	\$1,564
5/8" Wood Bullnose edges			
EX28-G4242-29	42" x 42" x 29"H, 28" X Base	70	\$1,066 ✓
E4X36-G4848-29	48" x 48" x 29"H, 36" 4X Base	92	\$1,461
E4X36-G6060-29	60" x 60" x 29"H, 36" 4X Base	130	\$1,653
1-1/2" Wood Knife Edges			
EX28-K4242-29	42" x 42" x 29"H, 28" X Base	70	\$1,156 ✓
E4X36-K4848-29	48" x 48" x 29"H, 36" 4X Base	92	\$1,553
E4X36-K6060-29	60" x 60" x 29"H, 36" 4X Base	130	\$1,768
1-1/4" Wood Bullnose Edges			
EX28-L4242-29	42" x 42" x 29"H, 28" X Base	70	\$1,126 ✓
E4X36-L4848-29	48" x 48" x 29"H, 36" 4X Base	92	\$1,523
E4X36-L6060-29	60" x 60" x 29"H, 36" 4X Base	130	\$1,727
5/8" Wood edges			
EX28-R4242-29	42" x 42" x 29"H, 28" X Base	70	\$1,066 ✓
E4X36-R4848-29	48" x 48" x 29"H, 36" 4X Base	92	\$1,461
E4X36-R6060-29	60" x 60" x 29"H, 36" 4X Base	130	\$1,653
1-1/2" Wood Flip Edges			
EX28-S4242-29	42" x 42" x 29"H, 28" X Base	70	\$1,156 ✓
E4X36-S4848-29	48" x 48" x 29"H, 36" 4X Base	92	\$1,553
E4X36-S6060-29	60" x 60" x 29"H, 36" 4X Base	130	\$1,768
5/8" Wood Edges			
EX28-W4242-29	42" x 42" x 29"H, 28" X Base	70	\$1,066 ✓
E4X36-W4848-29	48" x 48" x 29"H, 36" 4X Base	92	\$1,461
E4X36-W6060-29	60" x 60" x 29"H, 36" 4X Base	130	\$1,653

### Rectangular Flip Top Option ( indicates availability)

Add Suffix to Model Number	Description	Wt.	List Price
-FT	Flip top mechanism	6	\$161

### Twin Wheel Locking Casters

Add Suffix to Model Number	Description	Wt.	List Price
-4C	Set of 4 Casters	2	\$60



**Required to order:** Model # including options if applicable, laminate selection and powder coat color. **If applicable:** PVC color, wood selection and wood finish color.

# TECHNIX

## General Specifications

**Table tops:**Technix is a flip-top, mobile, nesting table with 1-1/4" thick, three-ply 45# particleboard construction, or MDF for DuraTuf Edge tops, with a .050" high pressure laminate top surface and a .030" phenolic backer. Corners for rectilinear tops: square corners on banded tops have a 1/8" radius; square corners on DuraTuf Edge tops have a 1/2" radius.

**Leg & Frame Assembly:** Legs are 1-1/2" diameter, 16 gauge bent steel tubing welded to a 12 gauge solid steel formed mounting plate. Leg assemblies bolt to an integrated beam made of extruded aluminum using (4) 1/4"-20 machine bolts. 6"x8" formed steel mounting plates attach to underside of work surface using (8) 1" #12 wood screws. Plates and beam connect via a pivot system. Single lever for flip mechanism attaches to underside of work surface using (4) #8 screws and cabling runs from lever to formed mounting plates. Legs come standard equipped to receive 3" casters. Available with 3" glides as an option.

**Full Frame:** Dual channel beam runs the length of the table between the formed mounting plates.

**Section Frame:** 6" sections of the dual channel beam attach to each formed mounting plates on Half Round tables.

**Finish:** See mediatechnologies Finish and Color Guide at mediatechnologies.com



Rectangular



Half Round



Rectangular Tables				
Model Number	Description	Wgt.	List Price	
3mm PVC Edges				
TNX-C2448W-29	24"D x 48"W x 29"H	58	\$1,111	
TNX-C2460W-29	24"D x 60"W x 29"H	67	\$1,177	
TNX-C2472W-29	24"D x 72"W x 29"H	75	\$1,252	
TNX-C3048W-29	30"D x 48"W x 29"H	67	\$1,178	
TNX-C3060W-29	30"D x 60"W x 29"H	76	\$1,244	
TNX-C3072W-29	30"D x 72"W x 29"H	87	\$1,332	
TNX-DC3048W-29	30"D x 48"W x 29"H	67	\$1,346	
TNX-DC3060W-29	30"D x 60"W x 29"H	76	\$1,451	
TNX-DC3072W-29	30"D x 72"W x 29"H	87	\$1,542	

Half Round Tables				
Model Number	Description	Wgt.	List Price	
3mm PVC Edges				
TNX-C48HR-29	48" Dia. x 29"H	45	\$1,069	
TNX-C60HR-29	60" Dia. x 29"H	53	\$1,220	

**Required to order:** Model # including options if applicable, laminate selection and powder coat color.  
**If applicable:** PVC color, wood selection and wood finish color.

## General Specifications

**Work Surface:** Table tops are 1-1/4" thick, with a 1-1/8" thick, three-ply particleboard core with .050 high-pressure laminate top and a .030" or thicker phenolic backer. Edges choices include 3mm PVC and DuraTuf edges.

**Adjustable Leg:** Each leg is composed of an outer steel tube and an inner steel tube that can slide within it. The outer steel tube has a welded mounting plate that is 1/8" thick steel, welded to outer leg at the top and a reinforcement gusset of 1/8" thick steel, welded to mounting plate and outer leg. Each leg is provided with a leveling glide at the bottom.

**Outer Tube:** 14 gauge steel, 1-1/2" outer diameter, approx. 1-1/4" inner diameter. Perforated near the bottom with pass thru holes for (2) adjustment screws.

**Inner Tube:** 14 gauge steel, 1-1/4" outer diameter. Perforated and tapped for adjustment screws on 1" center to center distance providing for an adjustment range of 8". Adjustment screws must thread into inner leg and not just contact it.

**Gusset:** 1/8" thick steel, welded to mounting plate and outer tube.

**Mounting Plate:** 1/8" thick steel, welded to outer tube and gusset. Each leg is mounted to the table with seven (7) 1" #12 wood screws. Insert & machine thread screw (metal-to-metal) available upon request.

**Finish:** See **mediatechnologies®** Finish and Color Guide for choices.



Rectangle



Rectangular Tables				
Model Number	Description	Wgt.	List Price	
3mm PVC Edges				
RF-C2436	24"D x 36"W x 24"-32" H	54	\$445	
RF-C2442	24"D x 42"W x 24"-32" H	59	\$483	
RF-C2448	24"D x 48"W x 24"-32" H	64	\$483	
RF-C2460	24"D x 60"W x 24"-32" H	79	\$515	
RF-C2472	24"D x 72"W x 24"-32" H	87	\$551	
RF-C3036	30"D x 36"W x 24"-32" H	60	\$464	
RF-C3042	30"D x 42"W x 24"-32" H	68	\$511	
RF-C3048	30"D x 48"W x 24"-32" H	76	\$511	
RF-C3060	30"D x 60"W x 24"-32" H	92	\$550	
RF-C3072	30"D x 72"W x 24"-32" H	103	\$595	



Round



Round Tables				
Model Number	Description	Wgt.	List Price	
3mm PVC Edge				
RF-C0042	42" Dia. x 24"-32" H	70	\$633	
RF-C0048	48" Dia. x 24"-32" H	86	\$633	
RF-C0060	60" Dia. x 24"-32" H	124	\$771	



Square



Square Tables				
Model Number	Description	Wgt.	List Price	
3mm PVC Edges				
RF-C4242	42"D x 42"W x 24"-32" H	88	\$705	
RF-C4848	48"D x 48"W x 24"-32" H	108	\$709	
RF-C6060	60"D x 60"W x 24"-32" H	159	\$824	



Surfboard Marker Board			
Model Number	Description	Wt.	List Price
SFB-1824	18"W x 24"L		\$155
SFB-SMB	Table Side Mounting Bracket for Surfboard - available in full range of powder coat colors.		\$56
SFB-TMB	Table Top Mounting Bracket for Surfboard - available in black		\$56



Twin Wheel Casters				
Add Suffix to Model Number	Description	Wgt.	List Price	
-2C	Set of 2 Casters	1	\$35	
-4C	Set of 4 Casters	2	\$70	

**Required to order:** Model # including options if applicable, laminate selection and powder coat color.  
**If applicable:** PVC color, wood selection and wood finish color.


# ROCKFORD

Ottomen  
Benches  
Chairs & Stools  
Interactive Seating  
Occasional Tables  
Tables  
Conference Tables  
Desks  
Technology Carts & Podiums  
Storage



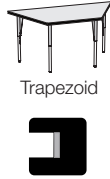
Quarter Round

Quarter Round Tables			
Model Number	Description	Wgt.	List Price
3mm PVC Edges			
RF-C36QR	24" / 36" x 24"-32" H	58	\$528



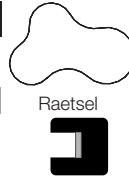
Flair

Flair Tables			
Model Number	Description	Wgt.	List Price
3mm PVC Edge			
RF-C3660FL	30" x 60" x 24"-32" H	103	\$674



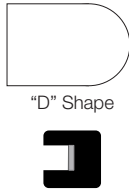
Trapezoid

Trapezoid Tables			
Model Number	Description	Wgt.	List Price
3mm PVC Edges			
RF-C30TRP	30" x 30" x 30" x 60" x 24"-32" H	98	\$610



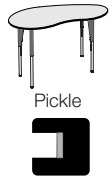
Raetsel

Raetsel Tables			
Model Number	Description	Wgt.	List Price
3mm PVC Edge			
RF-C4565RL	45" x 65" x 24"-32" H	103	\$674



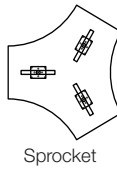
"D" Shape

"D" Shape Tables			
Model Number	Description	Wgt.	List Price
3mm PVC Edge			
RF-C3672D	36" x 72" x 24"-32" H		\$796
RF-C4872D	48" x 72" x 24"-32" H		\$845
RF-C6072D	60" x 72" x 24"-32" H		\$893



Pickle

Pickle Tables			
Model Number	Description	Wgt.	List Price
3mm PVC Edge			
RF-C3660G	36" x 60" x 24"-32" H	103	\$674



Sprocket

Sprocket Top Tables			
Model Number	Description	Wgt.	List Price
3mm PVC Edges			
RF-C6060S-29	60"W x 60"D x 24"-32"H	145	\$1,045



Beanie

Beanie Tables			
Model Number	Description	Wgt.	List Price
3mm PVC Edge			
RF-C3660BN	30" x 60" x 24"-32" H	103	\$674



Twin Wheel Casters			
Add Suffix to Model Number	Description	Wgt.	List Price
-2C	Set of 2 Casters	1	\$35
-4C	Set of 4 Casters	2	\$70

**Required to order:** Model # including options if applicable, laminate selection and powder coat color.  
**If applicable:** PVC color, wood selection and wood finish color.



## General Specifications

**Work Surface:** Table tops are 1-1/4" thick, with a 1-1/8" thick, three-ply particleboard core with .050 high-pressure laminate top and a .030" or thicker phenolic backer. Edges choices include 3mm PVC and DuraTuf edges.

**Adjustable Leg:** Each leg is composed of an outer steel tube and an inner steel tube that can slide within it. The outer steel tube has a welded mounting plate that is 1/8" thick steel, welded to outer leg at the top and a reinforcement gusset of 1/8" thick steel, welded to mounting plate and outer leg. Each leg is provided with a leveling glide at the bottom.

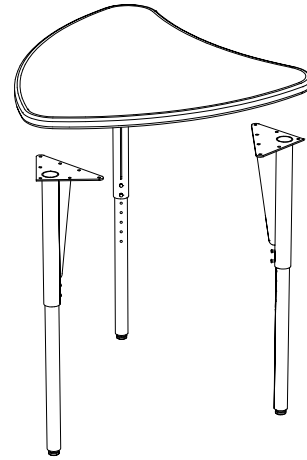
**Outer Tube:** 14 gauge steel, 1-1/2" outer diameter, approx. 1-1/4" inner diameter. Perforated near the bottom with pass thru holes for (2) adjustment screws.

**Inner Tube:** 14 gauge steel, 1-1/4" outer diameter. Perforated and tapped for adjustment screws on 1" center to center distance providing for an adjustment range of 8". Adjustment screws must thread into inner leg and not just contact it.

**Gusset:** 1/8" thick steel, welded to mounting plate and outer tube.

**Mounting Plate:** 1/8" thick steel, welded to outer tube and gusset. Each leg is mounted to the table with seven (7) 1" #12 wood screws. Insert & machine thread screw (metal-to-metal) available upon request.

**Finish:** See **mediatechnologies®** Finish and Color Guide for choices.



Pick Tables			
Model Number	Description	Wgt.	List Price
3mm PVC Edge			
RFP-C2728	27" x 28" x 24"-32" H	32	\$378
RFP-C4042	40" x 42" x 24"-32" H	40	\$585



Twin Wheel Casters			
Add Suffix to Model Number	Description	Wgt.	List Price
-3C	Set of 3 Casters	1	\$54

**Required to order:** Model # including options if applicable, laminate selection and powder coat color.  
**If applicable:** PVC color, wood selection and wood finish color.

# VECTOR

Ottomen  
Benches  
Chairs & Stools  
Interactive Seating  
Occasional Tables  
Tables  
Conference Tables  
Desks  
Technology Carts & Podiums  
Storage

## General Specifications

**Table tops:** 7/8" thick, three-ply 45# particleboard construction, or MDF for DuraTuf Edge tops, with a .050" high pressure laminate top surface and a .030" phenolic backer. Corners for rectilinear tops: square corners on banded tops have a 1/8" radius; square corners on DuraTuf Edge tops have a 1/2" radius. Top is mounted directly to leg frames and stretchers below.

**Leg and Frame Assembly:** Two 1-1/2" diameter 14 gauge steel legs are welded to a 1"x2" steel tube frame to form a single, rigid end frame assembly. The steel tube frame consists of two angled members welded to a 1/4" steel plate. Legs are fitted with adjustable glides.

**Stretcher:** The under table support stretcher is constructed of 1"x2"x14 gauge steel tubing. Each end of the stretcher has a welded insert, drilled and tapped to receive (2) 1/4"-20 machine bolts.

**Finish:** See **mediatechnologies®** Finish and Color Guide for choices.



Rectangle



7/8" Top, Rectangle Tables				
Model Number	Description	Wgt.	List Price	
3mm PVC Edges				
VT-C2436-29	24"D x 36"W x 29"H	42	\$612	
VT-C2442-29	24"D x 42"W x 29"H	44	\$633	
VT-C2448-29	24"D x 48"W x 29"H	48	\$638	
VT-C2460-29	24"D x 60"W x 29"H	57	\$680	
VT-C2472-29	24"D x 72"W x 29"H	65	\$729	
VT-C3036-29	30"D x 36"W x 29"H	47	\$623	
VT-C3042-29	30"D x 42"W x 29"H	52	\$664	
VT-C3048-29	30"D x 48"W x 29"H	57	\$680	
VT-C3060-29	30"D x 60"W x 29"H	66	\$729	
VT-C3072-29	30"D x 72"W x 29"H	77	\$789	
VT-C3642-29	36"D x 42"W x 29"H	58	\$809	
VT-C3648-29	36"D x 48"W x 29"H	70	\$855	
VT-C3660-29	36"D x 60"W x 29"H	83	\$899	
VT-C3672-29	36"D x 72"W x 29"H	96	\$959	
Radiused Corners with 3mm PVC Edges				
VT-C2436R-29	24"D x 36"W x 29"H	41	\$726	
VT-C2442R-29	24"D x 42"W x 29"H	44	\$765	
VT-C2448R-29	24"D x 48"W x 29"H	48	\$772	
VT-C2460R-29	24"D x 60"W x 29"H	57	\$830	
VT-C2472R-29	24"D x 72"W x 29"H	65	\$891	
VT-C3036R-29	30"D x 36"W x 29"H	47	\$773	
VT-C3042R-29	30"D x 42"W x 29"H	52	\$821	
VT-C3048R-29	30"D x 48"W x 29"H	57	\$825	
VT-C3060R-29	30"D x 60"W x 29"H	66	\$888	
VT-C3072R-29	30"D x 72"W x 29"H	77	\$963	
VT-C3642R-29	36"D x 42"W x 29"H	58	\$959	
VT-C3648R-29	36"D x 48"W x 29"H	70	\$1,012	
VT-C3660R-29	36"D x 60"W x 29"H	83	\$1,069	
VT-C3672R-29	36"D x 72"W x 29"H	96	\$1,138	
3mm Wood Edges				
VT-E2436-29	24"D x 36"W x 29"H	41	\$690	
VT-E2442-29	24"D x 42"W x 29"H	44	\$732	
VT-E2448-29	24"D x 48"W x 29"H	48	\$741	
VT-E2460-29	24"D x 60"W x 29"H	57	\$807	
VT-E2472-29	24"D x 72"W x 29"H	65	\$883	
VT-E3036-29	30"D x 36"W x 29"H	47	\$722	
VT-E3042-29	30"D x 42"W x 29"H	52	\$773	
VT-E3048-29	30"D x 48"W x 29"H	57	\$781	
VT-E3060-29	30"D x 60"W x 29"H	66	\$857	
VT-E3072-29	30"D x 72"W x 29"H	77	\$943	
VT-E3642-29	36"D x 42"W x 29"H	58	\$942	
VT-E3648-29	36"D x 48"W x 29"H	70	\$1,006	
VT-E3660-29	36"D x 60"W x 29"H	83	\$1,051	
VT-E3672-29	36"D x 72"W x 29"H	96	\$1,112	

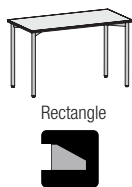


Rectangle



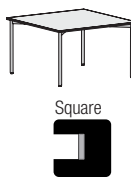
7/8" Top, Rectangle Tables				
Model Number	Description	Wgt.	List Price	
Hardwood Sweep Edges				
VT-TW2436-29	24"D x 36"W x 29"H	41	\$845	
VT-TW2442-29	24"D x 42"W x 29"H	44	\$920	
VT-TW2448-29	24"D x 48"W x 29"H	48	\$923	
VT-TW2460-29	24"D x 60"W x 29"H	57	\$986	
VT-TW2472-29	24"D x 72"W x 29"H	65	\$1,045	
VT-TW3036-29	30"D x 36"W x 29"H	47	\$897	
VT-TW3042-29	30"D x 42"W x 29"H	52	\$984	
VT-TW3048-29	30"D x 48"W x 29"H	57	\$992	
VT-TW3060-29	30"D x 60"W x 29"H	66	\$1,066	
VT-TW3072-29	30"D x 72"W x 29"H	77	\$1,155	
VT-TW3642-29	36"D x 42"W x 29"H	58	\$1,059	
VT-TW3648-29	36"D x 48"W x 29"H	70	\$1,141	
VT-TW3660-29	36"D x 60"W x 29"H	83	\$1,186	
VT-TW3672-29	36"D x 72"W x 29"H	96	\$1,271	
30° Bevel Hardwood Edges				
VT-VW2436-29	24"D x 36"W x 29"H	41	\$845	
VT-VW2442-29	24"D x 42"W x 29"H	44	\$920	
VT-VW2448-29	24"D x 48"W x 29"H	48	\$923	
VT-VW2460-29	24"D x 60"W x 29"H	57	\$986	
VT-VW2472-29	24"D x 72"W x 29"H	65	\$1,045	
VT-VW3036-29	30"D x 36"W x 29"H	47	\$897	
VT-VW3042-29	30"D x 42"W x 29"H	52	\$984	
VT-VW3048-29	30"D x 48"W x 29"H	57	\$992	
VT-VW3060-29	30"D x 60"W x 29"H	66	\$1,066	
VT-VW3072-29	30"D x 72"W x 29"H	77	\$1,155	
VT-VW3642-29	36"D x 42"W x 29"H	58	\$1,059	
VT-VW3648-29	36"D x 48"W x 29"H	70	\$1,141	
VT-VW3660-29	36"D x 60"W x 29"H	83	\$1,186	

**Required to order:** Model # including options if applicable, laminate selection and powder coat color. **If applicable:** PVC color, wood selection and wood finish color.



Rectangle

7/8" Top, Rectangle Tables			
Model Number	Description	Wgt.	List Price
VT-VW3672-29	36"D x 72"W x 29"H	96	\$1,271
1" 60° Bevel Hardwood Edges			
VT-Y2436-29	24"D x 36"W x 29"H	41	\$825
VT-Y2442-29	24"D x 42"W x 29"H	44	\$890
VT-Y2448-29	24"D x 48"W x 29"H	48	\$894
VT-Y2460-29	24"D x 60"W x 29"H	57	\$944
VT-Y2472-29	24"D x 72"W x 29"H	65	\$989
3mm PVC Edge			
VT-Y3036-29	30"D x 36"W x 29"H	47	\$871
VT-Y3042-29	30"D x 42"W x 29"H	52	\$949
VT-Y3048-29	30"D x 48"W x 29"H	57	\$951
VT-Y3060-29	30"D x 60"W x 29"H	66	\$1,009
VT-Y3072-29	30"D x 72"W x 29"H	77	\$1,119
3mm Wood Edge			
VT-Y3642-29	36"D x 42"W x 29"H	58	\$1,010
VT-Y3648-29	36"D x 48"W x 29"H	70	\$1,085
VT-Y3660-29	36"D x 60"W x 29"H	83	\$1,177
VT-Y3672-29	36"D x 72"W x 29"H	96	\$1,268



Square

Square Tables			
Model Number	Description	Wgt.	List Price
3mm PVC Edge			
VT-C4242-29	42"D x 42"W x 29"H	41	\$844
VT-C4848-29	48"D x 48"W x 29"H	44	\$852

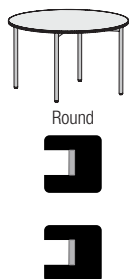
3mm PVC Edges with Radiused Corners			
VT-C4242R-29	42"D x 42"W x 29"H	41	\$1,010
VT-C4848R-29	48"D x 48"W x 29"H	44	\$1,025

3mm Wood Edges			
VT-E4242-29	42"D x 42"W x 29"H	41	\$993
VT-E4848-29	48"D x 48"W x 29"H	44	\$1,000

Hardwood Sweep Edges			
VT-TW4242-29	42"D x 42"W x 29"H	41	\$1,218
VT-TW4848-30	48"D x 48"W x 29"H	44	\$1,222

30° Bevel Hardwood Edges			
VT-VW4242-29	42"D x 42"W x 29"H	41	\$1,218
VT-VW4848-29	48"D x 48"W x 29"H	44	\$1,222

1" 60° Bevel Hardwood Edges			
VT-Y4242-29	42"D x 42"W x 29"H	41	\$1,143
VT-Y4848-29	48"D x 48"W x 29"H	44	\$1,155



Round


Round Tables			
Model Number	Description	Wgt.	List Price
3mm PVC Edge			
VT-C0042-29	42" Dia. x 29"H	41	\$924
VT-C0048-29	48" Dia. x 29"H	44	\$933

3mm Wood Edge			
VT-E0042-29	42" Dia. x 29"H	41	\$1,100
VT-E0048-29	48" Dia. x 29"H	44	\$1,106

Hardwood Sweep Edge			
VT-TW0042-29	42" Dia. x 29"H	41	\$1,229
VT-TW0048-29	48" Dia. x 29"H	44	\$1,236

30° Bevel Hardwood Edge			
VT-VW0042-29	42" Dia. x 29"H	41	\$1,229
VT-VW0048-29	48" Dia. x 29"H	44	\$1,236

1" 60° Bevel Edge			
VT-Y0042-29	42" Dia. x 29"H	41	\$1,281
VT-Y0048-29	48" Dia. x 29"H	44	\$1,287



Surfboard Marker Board			
Model Number	Description	Wgt.	List Price
SFB-1824	18"W x 24"L		\$155
SFB-SMB	Table Side Mounting Bracket for Surfboard - available in full range of powder coat colors.		\$56
SFB-TMB	Table Top Mounting Bracket for Surfboard - available in black		\$56



Modesty Panels			
Model Number	Description	Wt.	List Price
Veneer Finish			
VT-36MODV	27"L x 12"H	13	\$211
VT-42MODV	33"L x 12"H	16	\$225
VT-48MODV	39"L x 12"H	18	\$239
VT-60MODV	51"L x 12"H	22	\$253
VT-72MODV	63"L x 12"H	27	\$294
Laminate Finish			
VT-36MODL	27"L x 12"H	13	\$211
VT-42MODL	33"L x 12"H	16	\$225
VT-48MODL	39"L x 12"H	18	\$239
VT-60MODL	51"L x 12"H	22	\$253
VT-72MODL	63"L x 12"H	27	\$294



Twin Wheel Locking Casters			
Add Suffix to Model Number	Description	Wgt.	List Price
-2C	Set of 2 Casters	1	\$30
-4C	Set of 4 Casters	2	\$60

**Required to order:** Model # including options if applicable, laminate selection and powder coat color. **If applicable:** PVC color, wood selection and wood finish color.

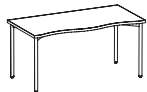
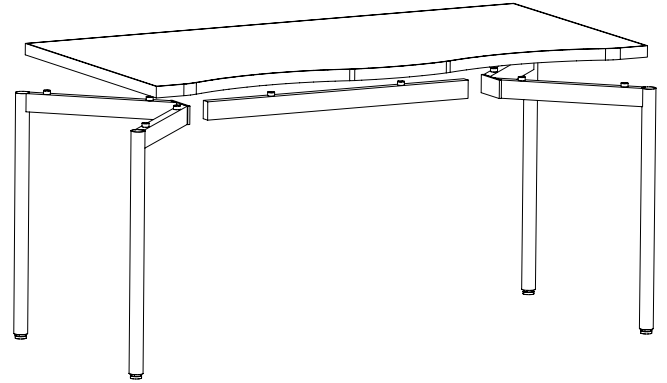
# VECTOR WAVE

## General Specifications

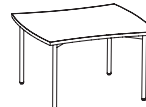
**Table Top:** Table tops are 1-1/4" thick, three-ply 45# particleboard construction, with .050" high-pressure laminate top surface and a .030" phenolic backer. Corners for rectilinear tops: Square corners on banded tops have a 1/8" radius. Rounded corners on all tops have a 2" radius.

**Leg and Frame Assembly:** Structural apron is a welded frame consisting of 14-gauge 1" x 2" steel tubing connected at the corners by 1/4" thick formed steel gussets. Legs are 1-1/2" diameter, 14-gauge steel tubing with threaded inserts and are bolted into the open corners of the frame. Legs are fitted with standard gildes.

**Finish:** See **mediatechnologies®** Finish and Color Guide for choices.



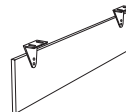
Rectangle



Square



Half Round



7/8" Thick Top, Rectangular Tables			
Model Number	Description	Wgt.	List Price
3mm PVC Edges			
VTW-C2436-29	24"D x 36"W x 29"H	41	\$649
VTW-C2442-29	24"D x 42"W x 29"H	44	\$694
VTW-C2448-29	24"D x 48"W x 29"H	48	\$699
VTW-C2460-29	24"D x 60"W x 29"H	57	\$744
VTW-C2472-29	24"D x 72"W x 29"H	65	\$794
3mm Wood Edges			
VTW-C3036-29	30"D x 36"W x 29"H	47	\$683
VTW-C3042-29	30"D x 42"W x 29"H	52	\$727
VTW-C3048-29	30"D x 48"W x 29"H	57	\$743
VTW-C3060-29	30"D x 60"W x 29"H	66	\$794
VTW-C3072-29	30"D x 72"W x 29"H	77	\$861
3mm Wood Edges			
VTW-E2436-29	24"D x 36"W x 29"H	41	\$754
VTW-E2442-29	24"D x 42"W x 29"H	44	\$797
VTW-E2448-29	24"D x 48"W x 29"H	48	\$805
VTW-E2460-29	24"D x 60"W x 29"H	57	\$874
VTW-E2472-29	24"D x 72"W x 29"H	65	\$952
3mm Wood Edges			
VTW-E3036-29	30"D x 36"W x 29"H	47	\$788
VTW-E3042-29	30"D x 42"W x 29"H	52	\$840
VTW-E3048-29	30"D x 48"W x 29"H	57	\$848
VTW-E3060-29	30"D x 60"W x 29"H	66	\$924
VTW-E3072-29	30"D x 72"W x 29"H	77	\$1,019
3mm Wood Edges			
VTW-E3660-29	36"D x 60"W x 29"H	83	\$1,130
VTW-E3672-29	36"D x 72"W x 29"H	96	\$1,194

Square Tables			
Model Number	Description	Wgt.	List Price
3mm PVC Edges			
VTW-C4242-29	42"D x 42"W x 29"H	41	\$912
VTW-C4848-29	48"D x 48"W x 29"H	44	\$920
3mm Wood Edges			
VTW-E4242-29	42"D x 42"W x 29"H	41	\$1,064
VTW-E4848-29	48"D x 48"W x 29"H	44	\$1,075

Half Round Tables			
Model Number	Description	Wgt.	List Price
3mm PVC Edges			
VTW-C24HR-29	24" x 48" x 29"H	55	\$735
VTW-C30HR-29	30" x 60" x 29"H	64	\$832
3mm Wood Edges			
VTW-E24HR-29	24" x 48" x 29"H	55	\$887
VTW-E30HR-29	30" x 60" x 29"H	64	\$979

Privacy/Modesty Panels			
Model Number	Description	Wgt.	List Price
Veneer Finish			
VT-36MODV	27"L x 12"H	13	\$211
VT-42MODV	33"L x 12"H	16	\$225
VT-48MODV	39"L x 12"H	18	\$239
VT-60MODV	51"L x 12"H	22	\$253
VT-72MODV	63"L x 12"H	27	\$294
Laminate Finish			
VT-36MODL	27"L x 12"H	13	\$211
VT-42MODL	33"L x 12"H	16	\$225
VT-48MODL	39"L x 12"H	18	\$239
VT-60MODL	51"L x 12"H	22	\$253
VT-72MODL	63"L x 12"H	27	\$294

Twin Wheel Locking Casters			
Add Suffix to Model Number	Description	Wgt.	List Price
-2C	Set of 2 Casters	1	\$30
-4C	Set of 4 Casters	2	\$60

**Required to order:** Model # including options if applicable, laminate selection and powder coat color.  
**If applicable:** PVC color, wood selection and wood finish color.

Ottomen  
Benches  
Chairs & Stools  
Interactive Seating  
Occasional Tables  
Tables  
Conference Tables  
Desks  
Technology Carts & Podiums  
Storage

## General Specifications

**Table Top:** Tops are 1-1/4" thick, three ply engineered wood construction with .050" high pressure laminate (HPL) and a phenolic backer sheet. The corners of the top are rounded with a 3" radius. Various edge options are available. Tops 60" and over are supported on the underside with a 14 gauge steel keel.

**Top Attachment:** The table top is attached elevated from the 1" x2" steel tubing portions of the end frame and stretcher with 1/4-20 by 4" bolts.

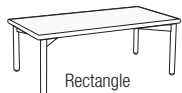
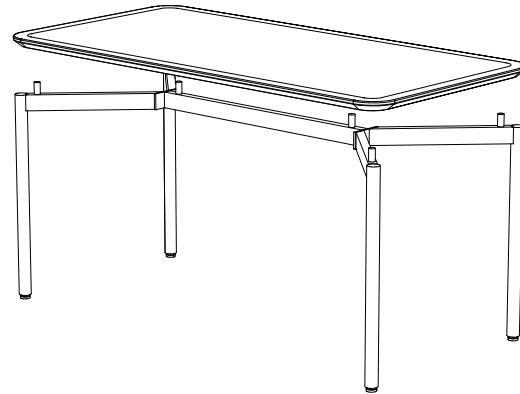
### Leg and Frame Assembly:

**End frame assembly;** tables use two end frame assemblies. Legs are 2" diameter 14 gauge steel tubing and are welded to a wishbone configuration of 1"x2" 16 gauge steel tubing. The center of the wishbone is a 1/4" steel plate through which the stretcher is mounted. Legs are fitted with adjustable glides mounted in threaded inserts mounted into the bottom of each leg.

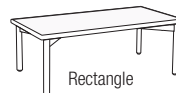
**Stretcher:** The under table support stretcher is constructed of 1"x2" 16 gauge steel tubing. The stretcher is bolted to the end frame assemblies using 1/4" -20 machine screws which pass through the 1/4" steel plate of each end frame into threaded steel inserts welded into each end of the stretcher. Tables 36" and wider have 2 stretchers.

**Top Attachment:** The table top is attached elevated from the 1"x2" steel tubing portions of the end frame and stretcher with 1/4-20 by 4" bolts.

**Finish:** Edge, available in wood as described above or 3mm PVC. Frame assembly is powder coated. See **mediatechnologies®** Finish and Color Guide for choices.



Rectangular Tables			
Model Number	Description	Wgt.	List Price
3mm PVC Edges			
MBS-C2436-29	24" x 36" x 29"H	76	\$875
MBS-C2442-29	24" x 42" x 29"H	100	\$897
MBS-C2448-29	24" x 48" x 29"H	106	\$902
MBS-C2460-29	24" x 60" x 29"H	121	\$947
MBS-C2472-29	24" x 72" x 29"H	136	\$1,175
3mm Wood Edges			
MBS-C3036-29	30" x 36" x 29"H	91	\$886
MBS-C3042-29	30" x 42" x 29"H	114	\$931
MBS-C3048-29	30" x 48" x 29"H	121	\$947
MBS-C3060-29	30" x 60" x 29"H	136	\$1,000
MBS-C3072-29	30" x 72" x 29"H	151	\$1,064
MBS-C3642-29	36" x 42" x 29"H	129	\$982
MBS-C3648-29	36" x 48" x 29"H	136	\$997
MBS-C3660-29	36" x 60" x 29"H	151	\$1,183
MBS-C3672-29	36" x 72" x 29"H	166	\$1,248
MBS-E2436-29	24" x 36" x 29"H	76	\$972
MBS-E2442-29	24" x 42" x 29"H	100	\$1,006
MBS-E2448-29	24" x 48" x 29"H	106	\$1,011
MBS-E2460-29	24" x 60" x 29"H	121	\$1,081
MBS-E2472-29	24" x 72" x 29"H	136	\$1,163
MBS-E3036-29	30" x 36" x 29"H	91	\$996
MBS-E3042-29	30" x 42" x 29"H	114	\$1,041
MBS-E3048-29	30" x 48" x 29"H	121	\$1,056
MBS-E3060-29	30" x 60" x 29"H	136	\$1,147
MBS-E3072-29	30" x 72" x 29"H	151	\$1,226
MBS-E3642-29	36" x 42" x 29"H	129	\$1,145
MBS-E3648-29	36" x 48" x 29"H	136	\$1,160
MBS-E3660-29	36" x 60" x 29"H	151	\$1,347
MBS-E3672-29	36" x 72" x 29"H	166	\$1,412

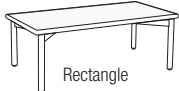


Rectangular Tables (cont.)			
Model Number	Description	Wgt.	List Price
Hardwood Sweep Edges			
MBS-TW2436-29	24" x 36" x 29"H	76	\$1,062
MBS-TW2442-29	24" x 42" x 29"H	100	\$1,112
MBS-TW2448-29	24" x 48" x 29"H	106	\$1,117
MBS-TW2460-29	24" x 60" x 29"H	121	\$1,169
MBS-TW2472-29	24" x 72" x 29"H	136	\$1,215
30° Bevel Hardwood Edges			
MBS-TW3036-29	30" x 36" x 29"H	91	\$1,097
MBS-TW3042-29	30" x 42" x 29"H	114	\$1,161
MBS-TW3048-29	30" x 48" x 29"H	121	\$1,177
MBS-TW3060-29	30" x 60" x 29"H	136	\$1,245
MBS-TW3072-29	30" x 72" x 29"H	151	\$1,308
MBS-TW3642-29	36" x 42" x 29"H	129	\$1,166
MBS-TW3648-29	36" x 48" x 29"H	136	\$1,182
MBS-TW3660-29	36" x 60" x 29"H	151	\$1,415
MBS-TW3672-29	36" x 72" x 29"H	166	\$1,483
MBS-VW2436-29	24" x 36" x 29"H	76	\$1,062
MBS-VW2442-29	24" x 42" x 29"H	100	\$1,112
MBS-VW2448-29	24" x 48" x 29"H	106	\$1,117
MBS-VW2460-29	24" x 60" x 29"H	121	\$1,169
MBS-VW2472-29	24" x 72" x 29"H	136	\$1,215
MBS-VW3036-29	30" x 36" x 29"H	91	\$1,097
MBS-VW3042-29	30" x 42" x 29"H	114	\$1,161
MBS-VW3048-29	30" x 48" x 29"H	121	\$1,177
MBS-VW3060-29	30" x 60" x 29"H	136	\$1,245
MBS-VW3072-29	30" x 72" x 29"H	151	\$1,308
MBS-VW3642-29	36" x 42" x 29"H	129	\$1,166
MBS-VW3648-29	36" x 48" x 29"H	136	\$1,182
MBS-VW3660-29	36" x 60" x 29"H	151	\$1,415
MBS-VW3672-29	36" x 72" x 29"H	166	\$1,483

**Required to order:** Model # including options if applicable, laminate selection and powder coat color.  
**If applicable:** PVC color, wood selection and wood finish color.

# MALIBU

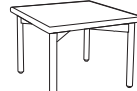
Ottomen  
Benches  
Chairs & Stools  
Interactive Seating  
Occasional Tables  
Tables  
Conference Tables  
Desks  
Technology Carts & Podiums  
Storage



Rectangle



Rectangular Tables (cont.)			
Model Number	Description	Wgt.	List Price
1" 60° Bevel Hardwood Edges			
MBS-Y2436-29	24" x 36" x 29"H	76	\$1,127
MBS-Y2442-29	24" x 42" x 29"H	100	\$1,161
MBS-Y2448-29	24" x 48" x 29"H	106	\$1,188
MBS-Y2460-29	24" x 60" x 29"H	121	\$1,242
MBS-Y2472-29	24" x 72" x 29"H	136	\$1,295
3mm PVC Edges			
MBS-Y3036-29	30" x 36" x 29"H	91	\$1,165
MBS-Y3042-29	30" x 42" x 29"H	114	\$1,210
MBS-Y3048-29	30" x 48" x 29"H	121	\$1,250
MBS-Y3060-29	30" x 60" x 29"H	136	\$1,325
MBS-Y3072-29	30" x 72" x 29"H	151	\$1,436
3mm Wood Edges			
MBS-Y3642-29	36" x 42" x 29"H	129	\$1,249
MBS-Y3648-29	36" x 48" x 29"H	136	\$1,264
MBS-Y3660-29	36" x 60" x 29"H	151	\$1,503
MBS-Y3672-29	36" x 72" x 29"H	166	\$1,602



Square



Square Tables			
Model Number	Description	Wgt.	List Price
3mm PVC Edges			
MBS-C4242-29	42" x 42" x 29"H	144	1,123
MBS-C4848-29	48" x 48" x 29"H	175	1,132

3mm PVC Edges with Radiused Corners			
MBS-C4242R-29	42" x 42" x 29"H	144	1,303
MBS-C4848R-29	48" x 48" x 29"H	175	1,428

3mm Wood Edges			
MBS-E4242-29	42" x 42" x 29"H	144	1,304
MBS-E4848-29	48" x 48" x 29"H	175	1,313

Hardwood Sweep Edges			
MBS-TW4242-29	42" x 42" x 29"H	144	1,330
MBS-TW4848-29	48" x 48" x 29"H	175	1,340

30° Bevel Hardwood Edges			
MBS-VW4242-29	42" x 42" x 29"H	144	1,330
MBS-VW4848-29	48" x 48" x 29"H	175	1,340

1-1/2" 60° Bevel Hardwood Edges			
MBS-S4242-29	42" x 42" x 29"H	144	1,536
MBS-S4848-29	48" x 48" x 29"H	175	1,545

Twin Wheel Locking Casters			
Add Suffix to Model Number	Description	Wgt.	List Price
-2C	Set of 2 Casters	1	38
-4C	Set of 4 Casters	2	75



Round



Round Tables			
Model Number	Description	Wgt.	List Price
3mm PVC Edges			
MBS-C0042-29	42" Diameter x 29"H	144	\$1,211
MBS-C0048-29	48" Diameter x 29"H	175	\$1,221

3mm Wood Edge			
MBS-E0042-29	42" Diameter x 29"H	144	\$1,443
MBS-E0048-29	48" Diameter x 29"H	175	\$1,454

Hardwood Sweep Edge			
MBS-TW0042-29	42" Diameter x 29"H	144	\$1,451
MBS-TW0048-29	48" Diameter x 29"H	175	\$1,517

30° Bevel Hardwood Edge			
MBS-VW0042-29	42" Diameter x 29"H	144	\$1,451
MBS-VW0048-29	48" Diameter x 29"H	175	\$1,517

1" 60° Bevel Hardwood Edge			
MBS-Y0042-29	42" Diameter x 29"H	144	\$1,603
MBS-Y0048-29	48" Diameter x 29"H	175	\$1,610

**Required to order:** Model # including options if applicable, laminate selection and powder coat color.  
**If applicable:** PVC color, wood selection and wood finish color.

## General Specifications


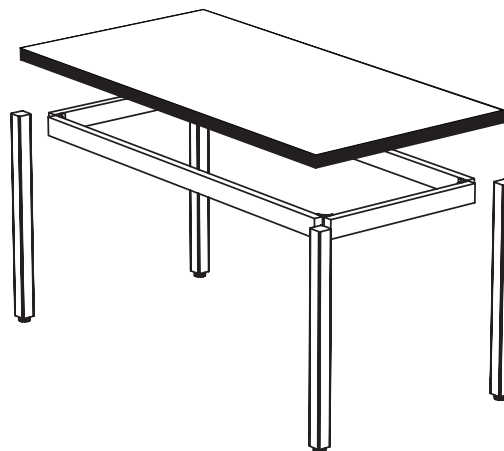
**Table Top:** Table tops are 1-1/8" thick particle board core with .050" high-pressure laminate top surface and .3030" phenolic backer. Edges are available in either 3MM PVC (C) and DuraTuf with a DC profile. Corners on rectilinear and square tops are square with a 1/8" radius.

**Base Assembly:** The base consists of a 1" x 2" one piece, welded, tubular steel frame and four 1-1/2" square tubular steel legs. Legs are assembled to the frame by inserting a cross dowel into the top of each leg and bolting the legs to each corner of the frame assembly. The frame is then fastened to the table top brackets and screws. The bottom of each leg is fitted with an adjustable leveling glide or optionally with a 50MM black, twin wheel, locking caster.


**Wire Management:** Tables may be specified to include one or more 80MM grommets, provided for egress to the underside of the table.

**Modesty Panel:** A 12" high metal modesty/wire management panel may be specified as an option. The panel is formed to create a trough, 2 holes are cut at the bottom for wire egress.


**Finish:** See **mediatechnologies®** Finish and Color Guide for choices.



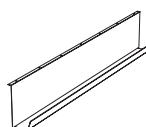
Rectangular Tables				
Model Number	Description	Wgt.	List Price	
3mm PVC Edges				
SST-C2436-29	24"D x 36"W x 29"H	52	\$529	
SST-C2442-29	24"D x 42"W x 29"H	58	\$573	
SST-C2448-29	24"D x 48"W x 29"H	64	\$584	
SST-C2460-29	24"D x 60"W x 29"H	76	\$631	
SST-C2472-29	24"D x 72"W x 29"H	88	\$683	
SST-C2484-29	24"D x 84"W x 29"H	100	\$751	
SST-C2496-29	24"D x 96"W x 29"H	111	\$766	
3mm PVC Edges				
SST-C3036-29	30"D x 36"W x 29"H	60	\$618	
SST-C3042-29	30"D x 42"W x 29"H	67	\$618	
SST-C3048-29	30"D x 48"W x 29"H	75	\$694	
SST-C3060-29	30"D x 60"W x 29"H	89	\$681	
SST-C3072-29	30"D x 72"W x 29"H	103	\$742	
SST-C3084-29	30"D x 84"W x 29"H	118	\$864	
SST-C3096-29	30"D x 96"W x 29"H	131	\$885	
SST-C3660-29	36"D x 60"W x 29"H	102	\$746	
SST-C3672-29	36"D x 72"W x 29"H	119	\$805	
SST-C3684-29	36"D x 84"W x 29"H	135	\$936	
SST-C3696-29	36"D x 96"W x 29"H	151	\$956	



Round Tables			
Model Number	Description	Wgt.	List Price
3mm PVC Edge			
SST-C0042-29	42" Dia. x 29"H	69	\$740
SST-C0048-29	48" Dia. x 29"H	84	\$757
SST-C0060-29	60" Dia. x 29"H	121	\$932



Square Tables			
Model Number	Description	Wgt.	List Price
3mm PVC Edges			
SST-C4242-29	42"D x 42"W x 29"H	87	\$731
SST-C4848-29	48"D x 48"W x 29"H	106	\$751
SST-C6060-29	60"D x 60"W x 29"H	154	\$928



Steel Modesty Panels			
Model Number	Description	Wgt.	List Price
SST-MOD36	27"L x 12"H	13	\$159
SST-MOD42	33"L x 12"H	16	\$173
SST-MOD48	39"L x 12"H	18	\$187
SST-MOD60	51"L x 12"H	22	\$200
SST-MOD72	63"L x 12"H	27	\$216
SST-MOD84	75"L x 12"H	32	\$229
SST-MOD96	87"L x 12"H	36	\$243



Twin Wheel Locking Casters			
Add Suffix to Model Number	Description	Wgt.	List Price
-2C	Set of 2 Casters	1	\$30
-4C	Set of 4 Casters	2	\$60

Adjustable Height Legs			
Add Suffix to Model Number	Description	Wgt.	List Price
-ADJ	Legs adjustable 24" tp 36"		\$75

**Required to order:** Model # including options if applicable, laminate selection and powder coat color.  
**If applicable:** PVC color, wood selection and wood finish color.

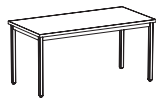
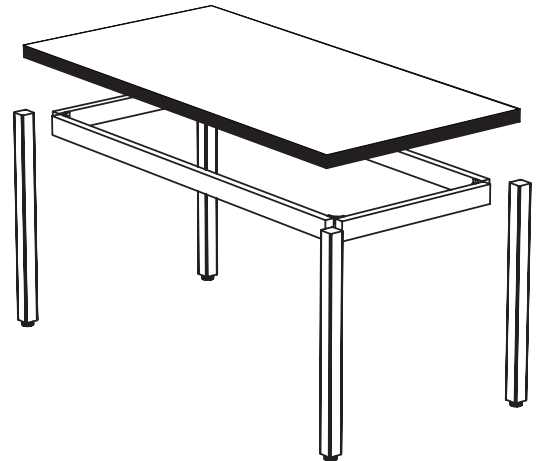
## General Specifications

**Table Top:** Table tops are 1-1/8" thick particle board core with .050" high-pressure laminate top surface and .030" phenolic backer. Edges are available in either 3MM PVC (C) and DuraTuf with either a DB or DL profile. Corners on rectilinear and square tops are square with a 1/8" radius.

**Base Assembly:** The base consists of a 1" x 2" one piece, welded, tubular steel frame and four 1-1/2" square tubular steel legs. Legs are assembled to the frame by inserting a cross dowel into the top of each leg and bolting the legs to each corner of the frame assembly. The frame is then fastened to the table top brackets and screws. The bottom of each leg is fitted with an adjustable leveling glide or optionally with a 50MM black, twin wheel, locking caster.

**Wire Management:** Tables may be specified to include one or more 80MM grommets, provided for egress to the underside of the table.

**Finishes:** View mediatechnologies® Finish and Color Guide for choices.



Rectangular Tables				
Model Number	Description	Wgt.	List Price	
<b>1-1/4" Thick Chemical Resistant HPL Top</b>				
SST-2448-CL-29	24"D x 48"W - Chemgard	64	\$629	
SST-2460-CL-29	24"D x 60"W - Chemgard	76	\$688	
SST-2472-CL-29	24"D x 72"W - Chemgard	88	\$752	
SST-2484-CL-29	24"D x 84"W - Chemgard	100	\$993	
SST-2496-CL-29	24"D x 96"W - Chemgard	111	\$1,046	
SST-3048-CL-29	30"D x 48"W - Chemgard	75	\$709	
SST-3060-CL-29	30"D x 60"W - Chemgard	89	\$768	
SST-3072-CL-29	30"D x 72"W - Chemgard	103	\$843	
SST-3084-CL-29	30"D x 84"W - Chemgard	118	\$1,072	
SST-3096-CL-29	30"D x 96"W - Chemgard	131	\$1,125	
SST-3660-CL-29	36"D x 60"W - Chemgard	102	\$871	
SST-3672-CL-29	36"D x 72"W - Chemgard	119	\$954	
SST-3684-CL-29	36"D x 84"W - Chemgard	135	\$1,133	
SST-3696-CL-29	36"D x 96"W - Chemgard	151	\$1,154	
<b>1" Solid Epoxy Resin Top, Black</b>				
SST-2448-E-29	24"D x 48"W - Epoxy	112	\$1,351	
SST-2454-E-29	24"D x 54"W - Epoxy	130	\$1,464	
SST-2460-E-29	24"D x 60"W - Epoxy	140	\$1,576	
SST-2472-E-29	24"D x 72"W - Epoxy	160	\$1,829	
SST-3048-E-29	30"D x 48"W - Epoxy	139	\$1,621	
SST-3054-E-29	30"D x 54"W - Epoxy	157	\$1,732	
SST-3060-E-29	30"D x 60"W - Epoxy	164	\$1,876	
SST-3072-E-29	30"D x 72"W - Epoxy	193	\$2,184	



Twin Wheel Locking Casters			
Add Suffix to Model Number	Description	Wgt.	List Price
-2C	Set of 2 Casters	1	\$30
-4C	Set of 4 Casters	2	\$60

Adjustable Height Legs			
Add Suffix to Model Number	Description	Wgt.	List Price
-ADJ	Legs adjustable 24" tp 36"		\$77

**Required to order:** Model # including options if applicable, laminate selection and powder coat color.  
**If applicable:** PVC color, wood selection and wood finish color.



# ST WOOD SCIENCE TABLE

## General Specifications

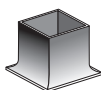
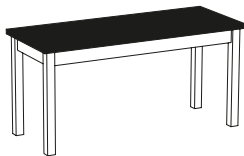
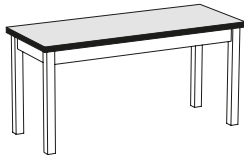
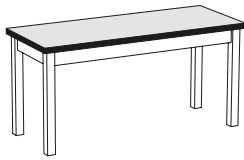
**Table Top:** Tops are 1-1/4" thick, three ply 45# particle board construction with .050" high pressure laminate top surface and a .030 phenolic backer. Worksurface available in all standard laminates. 1" thick black solid epoxy resin top is available for rectangular table tops. Contact the factory for details.

**Legs:** Legs are 2-1/4" square with radiused edges. They are attached to the apron frame through a corner bracket using two 5/16" bolts.

**Aprons:** Are 3/4" x 4", pocketed on the inside faces for attachment hardware.

**Table height:** The standard table height is 30". Other heights are available. **To specify height: Add height to the model number (i.e. -27 for 27" height).**  
Specify: model number/edge/wood finish/laminate/height

**All tables meet BIFMA standards.**

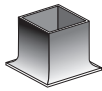
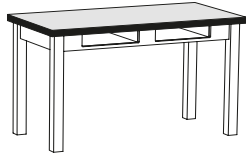
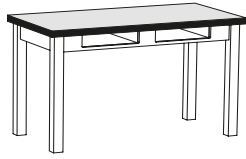


Model Number	Description	Wgt	List Price
<b>LAMINATE TOPS - PLAIN APRON</b>			
ST-2448-L-30	24" x 48" x 30"H, 1-1/4" Laminate worksurface with 3mm PVC edge	100	\$427
ST-2448-L-36	24" x 48" x 36"H, 1-1/4" Laminate worksurface with 3mm PVC edge	105	\$550
ST-2454-L-30	24" x 54" x 30"H, 1-1/4" Laminate worksurface with 3mm PVC edge	105	\$438
ST-2454-L-36	24" x 54" x 36"H, 1-1/4" Laminate worksurface with 3mm PVC edge	110	\$600
ST-2460-L-30	24" x 60" x 30"H, 1-1/4" Laminate worksurface with 3mm PVC edge	112	\$503
ST-2460-L-36	24" x 60" x 36"H, 1-1/4" Laminate worksurface with 3mm PVC edge	117	\$653
ST-2472-L-30	24" x 72" x 30"H, 1-1/4" Laminate worksurface with 3mm PVC edge	122	\$553
ST-2472-L-36	24" x 72" x 36"H, 1-1/4" Laminate worksurface with 3mm PVC edge	127	\$703
ST-3060-L-30	30" x 60" x 30"H, 1-1/4" Laminate worksurface with 3mm PVC edge	132	\$576
ST-3060-L-36	30" x 60" x 36"H, 1-1/4" Laminate worksurface with 3mm PVC edge	137	\$754
ST-3072-L-30	30" x 72" x 30"H, 1-1/4" Laminate worksurface with 3mm PVC edge	165	\$643
ST-3072-L-36	30" x 72" x 36"H, 1-1/4" Laminate worksurface with 3mm PVC edge	170	\$827
<b>CHEMGUARD TOPS - PLAIN APRON</b>			
ST-2448-CL-30	24" x 48" x 30"H, 1-1/4" Chemguard worksurface with 3mm PVC edge	100	\$487
ST-2448-CL-36	24" x 48" x 36"H, 1-1/4" Chemguard worksurface with 3mm PVC edge	105	\$617
ST-2454-CL-30	24" x 54" x 30"H, 1-1/4" Chemguard worksurface with 3mm PVC edge	105	\$500
ST-2454-CL-36	24" x 54" x 36"H, 1-1/4" Chemguard worksurface with 3mm PVC edge	110	\$667
ST-2460-CL-30	24" x 60" x 30"H, 1-1/4" Chemguard worksurface with 3mm PVC edge	112	\$579
ST-2460-CL-36	24" x 60" x 36"H, 1-1/4" Chemguard worksurface with 3mm PVC edge	117	\$718
ST-2472-CL-30	24" x 72" x 30"H, 1-1/4" Chemguard worksurface with 3mm PVC edge	122	\$619
ST-2472-CL-36	24" x 72" x 36"H, 1-1/4" Chemguard worksurface with 3mm PVC edge	127	\$879
ST-3060-CL-30	30" x 60" x 30"H, 1-1/4" Chemguard worksurface with 3mm PVC edge	132	\$667
ST-3060-CL-36	30" x 60" x 36"H, 1-1/4" Chemguard worksurface with 3mm PVC edge	137	\$817
ST-3072-CL-30	30" x 72" x 30"H, 1-1/4" Chemguard worksurface with 3mm PVC edge	165	\$707
ST-3072-CL-36	30" x 72" x 36"H, 1-1/4" Chemguard worksurface with 3mm PVC edge	170	\$894
<b>EPOXY RESIN TOPS - PLAIN APRON</b>			
ST-2448-E-30	24" x 48" x 30"H, 1" Black epoxy resin worksurface	165	\$1,177
ST-2448-E-36	24" x 48" x 36"H, 1" Black epoxy resin worksurface	170	\$1,234
ST-2454-E-30	24" x 54" x 30"H, 1" Black epoxy resin worksurface	175	\$1,234
ST-2454-E-36	24" x 54" x 36"H, 1" Black epoxy resin worksurface	185	\$1,288
ST-2460-E-30	24" x 60" x 30"H, 1" Black epoxy resin worksurface	187	\$1,273
ST-2460-E-36	24" x 60" x 36"H, 1" Black epoxy resin worksurface	192	\$1,340
ST-2472-E-30	24" x 72" x 30"H, 1" Black epoxy resin worksurface	197	\$1,516
ST-2472-E-36	24" x 72" x 36"H, 1" Black epoxy resin worksurface	202	\$1,579
ST-3060-E-30	30" x 60" x 30"H, 1" Black epoxy resin worksurface	230	\$1,566
ST-3060-E-36	30" x 60" x 36"H, 1" Black epoxy resin worksurface	235	\$1,565
ST-3072-E-30	30" x 72" x 30"H, 1" Black epoxy resin worksurface	285	\$1,860
ST-3072-E-36	30" x 72" x 36"H, 1" Black epoxy resin worksurface	290	\$2,047
<b>OPTIONAL LEG PROTECTORS</b>			
LDPE	Leg Boots - Set of 4	1	\$20

- Optional Leg Protectors fit any style wood frame.
- Epoxy Resin tops are only available in black.

**Required to order:** Model # including options if applicable, laminate selection and powder coat color.  
**If applicable:** PVC color, wood selection and wood finish color.

# ST WOOD SCIENCE TABLE



Model Number	Description	Wgt	List Price
<b>LAMINATE TOPS - BOOK POCKET APRON</b>			
STB-2454-L-30	BP 24" x 54" x 30"H, 1-1/4" Laminate worksurface with 3mm PVC edge	110	\$553
STB-2454-L-36	BP 24" x 54" x 36"H, 1-1/4" Laminate worksurface with 3mm PVC edge	115	\$553
STB-2460-L-30	BP 24" x 60" x 30"H, 1-1/4" Laminate worksurface with 3mm PVC edge	128	\$653
STB-2460-L-36	BP 24" x 60" x 36"H, 1-1/4" Laminate worksurface with 3mm PVC edge	133	\$754
STB-3060-L-30	BP 30" x 60" x 30"H, 1-1/4" Laminate worksurface with 3mm PVC edge	132	\$704
STB-3060-L-36	BP 30" x 60" x 36"H, 1-1/4" Laminate worksurface with 3mm PVC edge	137	\$803
<b>CHEMGUARD TOPS - BOOK POCKET APRON</b>			
STB-2454-CL-30	BP 24" x 54" x 30"H, 1-1/4" Chemguard worksurface with 3mm PVC edge	110	\$642
STB-2454-CL-36	BP 24" x 54" x 36"H, 1-1/4" Chemguard worksurface with 3mm PVC edge	115	\$642
STB-2460-CL-30	BP 24" x 60" x 30"H, 1-1/4" Chemguard worksurface with 3mm PVC edge	128	\$692
STB-2460-CL-36	BP 24" x 60" x 36"H, 1-1/4" Chemguard worksurface with 3mm PVC edge	133	\$828
STB-3060-CL-30	BP 30" x 60" x 30"H, 1-1/4" Chemguard worksurface with 3mm PVC edge	132	\$843
STB-3060-CL-36	BP 30" x 60" x 36"H, 1-1/4" Chemguard worksurface with 3mm PVC edge	137	\$984
<b>EPOXY RESIN TOPS - BOOK POCKET APRON</b>			
STB-2454-E-30	BP 24" x 54" x 30"H, 1" Black epoxy resin worksurface	183	\$1,239
STB-2454-E-36	BP 24" x 54" x 36"H, 1" Black epoxy resin worksurface	188	\$1,239
STB-2460-E-30	BP 24" x 60" x 30"H, 1" Black epoxy resin worksurface	215	\$1,340
STB-2460-E-36	BP 24" x 60" x 36"H, 1" Black epoxy resin worksurface	220	\$1,441
STB-3060-E-30	BP 30" x 60" x 30"H, 1" Black epoxy resin worksurface	240	\$1,528
STB-3060-E-36	BP 30" x 60" x 36"H, 1" Black epoxy resin worksurface	245	\$1,528
<b>OPTIONAL LEG PROTECTORS</b>			
LDPE	Leg Boots - Set of 4	1	\$20

- Optional Leg Protectors fit any style wood frame.
- Epoxy Resin tops are only available in black.

**Required to order:** Model # including options if applicable, laminate selection and powder coat color.  
**If applicable:** PVC color, wood selection and wood finish color.

Ottomen  
Benches  
Chairs & Stools  
Interactive Seating  
Occasional Tables  
Tables  
Conference Tables  
Desks  
Technology Carts & Podiums  
Storage

## General Specifications


**Table Top:** Tops are 1-1/4" thick, three ply 45# particle board construction with .050" high pressure laminate top surface and a .030 phenolic backer. Worksurface available in all standard laminates. 1" thick black solid epoxy resin top is available for rectangular table tops. Contact the factory for details.


**Legs:** Legs are 2-1/4" square with radiused edges. They are attached to the apron frame through a corner bracket using two 5/16" bolts.


**Aprons:** Are 3/4" x 4", pocketed on the inside faces for attachment hardware.

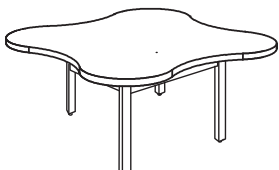
**Table height:** The standard table height is 30". Other heights are available. **To specify height: Add height to the model number ( i.e. -27 for 27" height).**  
Specify: model number/edge/wood finish/laminate/height

**All tables meet BIFMA standards.**

Rectangle	Part Number	Description	Wgt.	List Price
	STR-C3060-30	30"wide x 60"deep x 30" high, hardwood frame, HPL top with 3mm PVC edge		\$659
	STR-C3072-30	30"wide x 72"deep x 30" high, hardwood frame, HPL top with 3mm PVC edge		\$714
	STR-C3660-30	36"wide x 60"deep x 30" high, hardwood frame, HPL top with 3mm PVC edge		\$714
	STR-C3672-30	36"wide x 72"deep x 30" high, hardwood frame, HPL top with 3mm PVC edge		\$788
	STR-C3690-30	36"wide x 90"deep x 30" high, hardwood frame, HPL top with 3mm PVC edge		\$922
	STR-C4260-30	42"wide x 60"deep x 30" high, hardwood frame, HPL top with 3mm PVC edge		\$774
	STR-C4272-30	42"wide x 72"deep x 30" high, hardwood frame, HPL top with 3mm PVC edge		\$875
	STR-C4290-30	42"wide x 90"deep x 30" high, hardwood frame, HPL top with 3mm PVC edge		\$1,006
	STR-C4860-30	48"wide x 60"deep x 30" high, hardwood frame, HPL top with 3mm PVC edge		\$774
	STR-C4872-30	48"wide x 72"deep x 30" high, hardwood frame, HPL top with 3mm PVC edge		\$875
	STR-C4890-30	48"wide x 90"deep x 30" high, hardwood frame, HPL top with 3mm PVC edge		\$1,006

Square	Part Number	Description	Wgt.	List Price
	STR-C4242-30	42"wide x 42"deep x 30" high, hardwood frame, HPL top with 3mm PVC edge		\$707
	STR-C4848-30	48"wide x 48"deep x 30" high, hardwood frame, HPL top with 3mm PVC edge		\$707

Round	Part Number	Description	Wgt.	List Price
	STR-C0036-30	36"diameter x 30" high, hardwood frame, HPL top with 3mm PVC edge		\$616
	STR-C0042-30	42"diameter x 30" high, hardwood frame, HPL top with 3mm PVC edge		\$757
	STR-C0048-30	48"diameter x 30" high, hardwood frame, HPL top with 3mm PVC edge		\$777
	STR-C0060-30	60"diameter x 30" high, hardwood frame, HPL top with 3mm PVC edge		\$950

Clover	Part Number	Description	Wgt.	List Price
	STR-C6060CLT-30	60" wide x 60" deep x 30" high, hardwood frame, HPL top with 3mm PVC edge		\$1,033

**\*\* Pricing is for standard HPL and 3mm PVC selections**

**Required to order:** Model # including options if applicable, laminate selection and powder coat color.  
**If applicable:** PVC color, wood selection and wood finish color.

# CLOVER

## General Specifications

**able Top:** Contoured worksurface is 1/4" thick, three ply 45# particle board construction with .050" high pressure laminate top surface and a .030" phenolic backer. Edge is 3mm PVC with a 1/8" radius top and bottom.

**Cabinet Base:** Main cabinet module is constructed of 3/4" thick three ply particleboard with either high-pressure laminate or thermally fused laminate throughout, with exception of base, which is 1-1/4" thick. Cabinets are assembled using glue and dowel joinery.

Cupboard door is constructed of 3/4" thick, three ply particleboard with high-pressure laminate or thermally fused laminate faces and edged on all sides with 3mm PVC. Door hardware includes concealed hinges, fully adjustable in all 3 axes.

1 adjustable cupboard shelf is 3/4" thick three ply engineered wood with high-pressure laminate faces. The exposed edges are edged with 3mm PVC. Shelves are adjustable on 32mm increments.

Full 4-sided drawer boxes use 3/4" thick material with high-pressure laminate or thermally fused laminate with 3mm PVC edges. Drawers feature a full-extension slide.

3" casters are mounted to bottom through a steel plate using 4 wood screws each.



- 29" Height  
On 2 (opposite) sides
- Cupboard space with one adjustable shelf
  - (1) Cubby space
  - (3) full extension slide drawers



- 36" Height  
On 2 (opposite) sides
- Cupboard space with one adjustable shelf
  - (1) Cubby space
  - (4) full extension slide drawers



- 42" Height  
On 2 (opposite) sides
- Cupboard space with one adjustable shelf
  - (1) Cubby space
  - (4) full extension slide drawers

Melamine Base			
Model Number	Description	Wgt.	List Price
CLT-C6060-29-CS3D-TT-MOB	60"W x 60"D X 29"H (TFL base), 3 drawers	200	\$2,547
CLT-C6060-36-CS4D-TT-MOB	60"W x 60"D X 36"H (TFL base), 4 drawers	210	\$2,841
CLT-C6060-42-CS4D-TT-MOB	60"W x 60"D X 42"H (TFL base), 4 drawers	220	\$2,959

High Pressure Laminate Base			
Model Number	Description	Wgt.	List Price
CLT-C6060-29-CS3D-LL-MOB	60"W x 60"D X 29"H (HPL base), 3 drawers	200	\$2,962
CLT-C6060-36-CS4D-LL-MOB	60"W x 60"D X 36"H (HPL base), 4 drawers	210	\$3,256
CLT-C6060-42-CS4D-LL-MOB	60"W x 60"D X 42"H (HPL base), 4 drawers	220	\$3,462

**Required to order:** Model # including options if applicable, laminate selection and powder coat color.  
**If applicable:** PVC color, wood selection and wood finish color.

Ottomen  
Benches  
Chairs & Stools  
Interactive Seating  
Occasional Tables  
Tables  
Conference Tables  
Desks  
Technology Carts & Podiums  
Storage

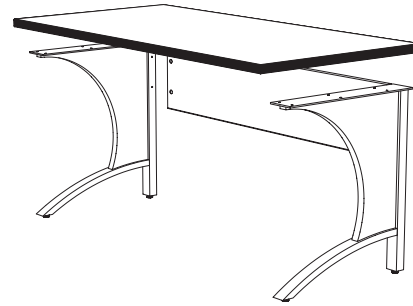
## General Specifications

**Table Top:** Table tops are 1-1/4" thick, three-ply 45# particleboard construction, or MDF for DuraTuf-edged tops, with .050" high-pressure laminate top surface and a .030" phenolic backer. Corners for rectilinear tops: Square corners on banded tops have a 1/8" radius; square corners on DuraTuf edged tops have a 1/2" radius. Rounded corners on all tops have a 2" radius.

**Steel End Frames:** Are weldments consisting of a 14 gauge 1-1/2"x2" steel tubing vertical leg, a curved 1"x2" steel tube leg, and a 1/4" thick x 4"W steel mounting plate. Legs are fitted with adjustable glides. The weldment has a shaped 1-3/16" thick wood panel mounted within it for both structure and appearance.

**Modesty Panels:** Modesty Panels are required for structure and are available in either wood or steel. Steel modesty is a 12" deep, 18 gauge steel panel that mounts to both the underside of the work surface and to the end frames. The panel is formed with a trough at the bottom to accommodate power and data cabling. Wood modesty is 3/4" thick veneered panel with embedded steel inserts. Both modesty panels are attached with threaded metal fasteners to end frames with threaded wood fasteners to the underside of the work surface.

**Finish:** See **mediatechnologies®** Finish and Color Guide for choices.



**Required to order:** Model # including options if applicable, laminate selection and powder coat color.  
**If applicable:** PVC color, wood selection and wood finish color.



Rectangular Tables with Steel Modesty Panel				
Model Number	Description	Wgt.	List Price	
3mm PVC Edges				
CS-C2436S-29	24"W x 36"L x 29"H	64	\$1,287	
CS-C2442S-29	24"W x 42"L x 29"H	70	\$1,339	
CS-C2448S-29	24"W x 48"L x 29"H	76	\$1,366	
CS-C2460S-29	24"W x 60"L x 29"H	83	\$1,437	
CS-C2472S-29	24"W x 72"L x 29"H	100	\$1,514	
3mm Wood Edges				
CS-C3036S-29	30"W x 36"L x 29"H	70	\$1,311	
CS-C3042S-29	30"W x 42"L x 29"H	76	\$1,398	
CS-C3048S-29	30"W x 48"L x 29"H	83	\$1,398	
CS-C3060S-29	30"W x 60"L x 29"H	90	\$1,477	
CS-C3072S-29	30"W x 72"L x 29"H	112	\$1,571	
3mm Wood Edges				
CS-E2436S-29	24"W x 36"L x 29"H	64	\$1,400	
CS-E2442S-29	24"W x 42"L x 29"H	70	\$1,458	
CS-E2448S-29	24"W x 48"L x 29"H	76	\$1,486	
CS-E2460S-29	24"W x 60"L x 29"H	83	\$1,565	
CS-E2472S-29	24"W x 72"L x 29"H	100	\$1,649	
3mm Wood Edges				
CS-E3036S-29	30"W x 36"L x 29"H	70	\$1,426	
CS-E3042S-29	30"W x 42"L x 29"H	76	\$1,521	
CS-E3048S-29	30"W x 48"L x 29"H	83	\$1,521	
CS-E3060S-29	30"W x 60"L x 29"H	90	\$1,610	
CS-E3072S-29	30"W x 72"L x 29"H	112	\$1,712	



Rectangular Tables with Veneer Modesty Panel				
Model Number	Description	Wgt.	List Price	
3mm PVC Edges				
CS-C2436V-29	24"W x 36"L x 29"H	67	\$1,272	
CS-C2442V-29	24"W x 42"L x 29"H	73	\$1,332	
CS-C2448V-29	24"W x 48"L x 29"H	79	\$1,339	
CS-C2460V-29	24"W x 60"L x 29"H	86	\$1,403	
CS-C2472V-29	24"W x 72"L x 29"H	103	\$1,472	
3mm Wood Edges				
CS-C3036V-29	30"W x 36"L x 29"H	73	\$1,296	
CS-C3042V-29	30"W x 42"L x 29"H	80	\$1,356	
CS-C3048V-29	30"W x 48"L x 29"H	87	\$1,371	
CS-C3060V-29	30"W x 60"L x 29"H	94	\$1,442	
CS-C3072V-29	30"W x 72"L x 29"H	115	\$1,528	
3mm Wood Edges				
CS-E2436V-29	24"W x 36"L x 29"H	67	\$1,383	
CS-E2442V-29	24"W x 42"L x 29"H	73	\$1,450	
CS-E2448V-29	24"W x 48"L x 29"H	79	\$1,458	
CS-E2460V-29	24"W x 60"L x 29"H	86	\$1,526	
CS-E2472V-29	24"W x 72"L x 29"H	103	\$1,604	
3mm Wood Edges				
CS-E3036V-29	30"W x 36"L x 29"H	73	\$1,410	
CS-E3042V-29	30"W x 42"L x 29"H	80	\$1,475	
CS-E3048V-29	30"W x 48"L x 29"H	87	\$1,492	
CS-E3060V-29	30"W x 60"L x 29"H	94	\$1,571	
CS-E3072V-29	30"W x 72"L x 29"H	115	\$1,664	

Curved Tables with Laminate Modesty Panels				
Model Number	Description	Wgt.	List Price	
CS-C24100-CRV-29	Cirrus Table, Curved, 100" Width, 24" returns, 29"Height, Laminate top and panels, PVC edges		\$5,071.00	
CS-C24100-CRV-36	Cirrus Table, Curved, 100" Width, 24" returns, 36"Height, Laminate top and panels, PVC edges		\$5,071.00	
CS-C24100-CRV-42	Cirrus Table, Curved, 100" Width, 24" returns, 42"Height, Laminate top and panels, PVC edges		\$5,071.00	



Twin Wheel Locking Casters				
Add Suffix to Model Number	Description	Wt.	List Price	
-2C	Set of 2 Casters	1	\$30	
-4C	Set of 4 Casters	2	\$60	



Wire Grommets				
Model #	Description	Wgt.	List Price	
A30G	80mm Grommet Installed	0.02	\$32	

\* Grommet is optional with wood modesty panel.

# Z TABLE

## General Specifications

**Table tops:** 1-1/4" thick, three-ply 45# particleboard construction, or MDF for DuraTuf Edge tops, with a .050" high pressure laminate top surface and a .030" phenolic backer. Corners for rectilinear tops: square corners on banded tops have a 1/8" radius; square corners on DuraTuf Edge tops have a 1/2" radius.

**Worksurfaces:** Top worksurface is 18"D, lower works surface is 24"D. Edges are 3mm PVC with a 1/8" radius top and bottom. 3" diameter covered wire management grommet(s) standard in the top work surface. Top includes (1) cabling grommet per user space.

**Steel Spanner Worksurface Support (Dual Level Z Table Only):**

Steel support is constructed of 1" x 1" 14 gauge steel tubing with through holes for attachment to lower worksurface. Includes recessed star inserts on each end of the spanner. Unit attaches to end frame assemblies via 1/4"-20 flat head bolt.

**End Frame Assembly:** Steel end Frames are weldments consisting of 14 gauge 1 1/4" diameter curved steel tube legs, a curved 3/4" diameter arched spanner and a 1/4" x 6"W steel mounting plate. Legs are fitted with decorative adjustable glides that screw into threaded welded inserts and whose height allows them to be replaced by casters without modifying leg length.

**Modesty/Wire Management Panel:** Panel is constructed of 18 gauge steel and is attached to the underside of the work surface with #10 x1" wood screws and is bolted to the "End Frame Assembly" uprights with #10-24 button head machine screws. The lower part of the panel is bent to form a wire management channel. For Z tables: panel is attached to the underside of the upper work surface.

**Finish:** See mediatechnologies® Finish and Color Guide for choices.



Single Surface Z Tables			
Model Number	Description	Wgt	List Price
3mm PVC Edges			
ZS-C3036-29	30"D x 36"W x 29"H	72	\$803
ZS-C3048-29	30"D x 48"W x 29"H	88	\$923
ZS-C3060-29	30"D x 60"W x 29"H	105	\$1,023
ZS-C3072-29	30"D x 72"W x 29"H	166	\$1,130



Twin Wheel Locking Casters			
Add Suffix to Model Number	Description	Wt.	List Price
-2C	Set of 2 Casters	1	\$30
-4C	Set of 4 Casters	2	\$60



CPU Holders			
Model #	Description	Wgt	List Price
ACPU-CS-10	5.25 - 9.25"W x 15.375 - 21"H, Stationary Bracket	10	\$131
ACPU-CS-11	5.25 - 9.25"W x 15.375 - 21"H, Rotating CPU Holder	12	\$162

**Required to order:** Model # including options if applicable, laminate selection and powder coat color.  
**If applicable:** PVC color, wood selection and wood finish color.

Ottomen  
 Benches  
 Chairs & Stools  
 Interactive Seating  
 Occasional Tables  
 Tables  
 Conference Tables  
 Desks  
 Technology Carts & Podiums  
 Storage

# TITAN COMPUTER

Ottomen  
Benches  
Chairs & Stools  
Interactive Seating  
Occasional Tables  
Tables  
Conference Tables  
Desks  
Technology Carts & Podiums  
Storage

## General Specifications

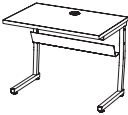
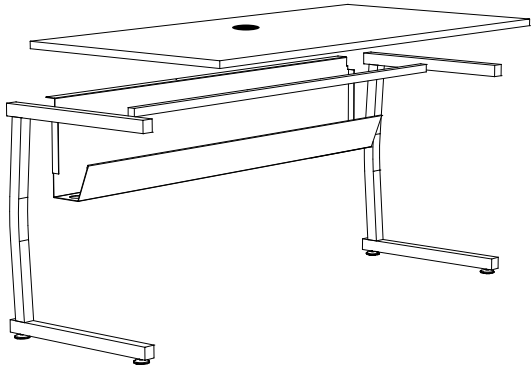
**Work Surface:** Work surfaces are 1-1/4" thick, three-ply 45# particle board construction with .050" high pressure laminate top and a .030 or thicker phenolic backer. Tops include 1 cabling grommet per user space.

Corners for rectilinear tops: Square corners on banded tops receive a 1/8" radius.

**Standard Steel end frames:** Steel end frames are weldments of 14 gauge steel tubing with 1.5" horizontal and uprights. Bottom members have welded threaded inserts for leveling glides. Uprights are drilled and tapped to receive through bolts for attachment of modesty/wire management panels.

**Modesty/Wire management panel:** This is a 12" deep, 18 gauge steel panel that mounts to both the underside of the work surface and to the end and/or intermediate frames. The panel is formed with a trough at the bottom to accommodate power and data cabling. Panel is structural, providing rigidity to the assembled table. It is attached with threaded metal fasteners to the end or intermediate panels and with threaded wood fasteners to the underside of the work surface.

**Finish:** See mediatechnologies® Finish and Color Guide for choices.



Rectangular Tables			
Model Number	Description	Wgt	List Price
3mm PVC Edges			
TNC-C2436-29	24"W x 36"L x 29"H	70	\$482
TNC-C2448-29	24"W x 48"L x 29"H	85	\$541
TNC-C2460-29	24"W x 60"L x 29"H	102	\$611
TNC-C2472-3-29	24"W x 72"L x 29"H	128	\$788

**Required to order:** Model # including options if applicable, laminate selection and powder coat color.  
**If applicable:** PVC color, wood selection and wood finish color.

# MATRIX

## General Specifications

**Table Top:** Tops are 1-1/4" thick, three ply engineered wood construction with .050" high pressure laminate and a phenolic backer sheet. The front edge is banded with 3mm PVC with an 1/8" radius top and bottom. Tops are attached with 1" #12 screws to the side and back panels with (3) steel Z brackets that are located in the underside of top. Top includes (1) 80mm grommet per user.

**End/Intermediate Panels:** Panels are three ply engineered wood with thermally fused laminate on both sides, 1" thick. Double faced study carrels share a common side panels. Panels are banded with 3mm PVC with 1/8" radius on all edges. Panels are banded on the top and vertical edges. Panels have embedded threaded metal inserts to accept machine threaded connecting hardware for metal-to-metal fastener contact for mounting work surfaces. Panels are machined to accept shoulder screws that are used to attach back panels to end and intermediate panels. Overall panel height is 30"high. Each panel is equipped with two adjustable glides. Intermediate panels are equipped with (1) through hole on single faced panels and two on double faced panels.

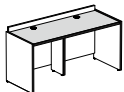
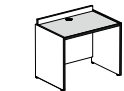
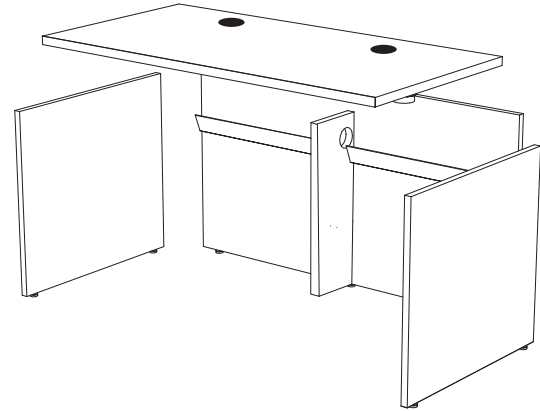
**Back Panels:** Panels are three ply engineered wood with thermally fused laminate on both sides, 1" thick. Double faced study carrels share a common back panel. Panels are banded with 3mm PVC with 1/8" radius on all edges. Panels are banded on the top and vertical edges. Panels have embedded threaded metal inserts to accept machine threaded connecting hardware for metal-to-metal fastener contact for mounting work surfaces. On the thickness of the panels they are machined to accept recessed Mod-ezz clips, which are used to attach back panels to end and intermediate panels. Overall panel height is 35" H

**Work Height:** The standard height is 29". Adjustable height or alternate may be specified.

**Wire Management:** Each station is equipped with one formed 18 gauge steel trough that is mounted to the back panel using #8 wood screws.

**Modular Design:** Matrix units may be disassembled and reconfigured. Adder units are similar to initial units but substitute one intermediate panel for two end panels.

**Finish:** Standard powder coat on all metal parts is black; other colors may be specified. See **mediatechnologies®** Finish and Color Guide for choices.



Single Faced Modules

Matrix Modular Workstation (TFL) - Single Faced				
Model Number	Description	Wgt	List Price	
3mm PVC Edges				
MWXS-T-C2436-29	Starter 24"D X 36"W x 29"H	65	\$810	
MWXS-T-C3036-29	Starter 30"D X 36"W x 29"H	81	\$813	
MWXS-T-C2436A-29	Adder 24"D X 36"W x 29"H	50	\$652	
MWXS-T-C3036A-29	Adder 30"D X 36"W x 29"H	61	\$691	
MWXS-T-C2460-29	Starter 24"D X 60"W x 29"H	116	\$1,120	
MWXS-T-C3060-29	Starter 30"D X 60"W x 29"H	142	\$1,170	
MWXS-T-C2460A-29	Adder 24"D X 60"W x 29"H	101	\$997	
MWXS-T-C3060A-29	Adder 30"D X 60"W x 29"H	122	\$1,047	

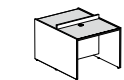
Note: Also available in High Pressure Laminate, Oak and Maple Veneers. Additional charges may apply.



Corner Module

Matrix Modular Workstation (TFL) -Corner				
Model Number	Description	Wgt	List Price	
24" Returns, 3mm PVC Edges				
MWXC-T-C242442-29	42"D X 42"W x 29"H	115	\$1,457	
MWXC-T-C242448-29	48"D X 48"W x 29"H	127	\$1,461	
30" Returns, 3mm PVC Edges				
MWXC-T-C303042-29	42"D X 42"W x 29"H	144	\$1,474	
MWXC-T-C303048-29	48"D X 48"W x 29"H	159	\$1,480	

Note: Also available in High Pressure Laminate, Oak and Maple Veneers. Additional charges may apply.



Double Faced Modules

Matrix Modular Workstation (TFL) -Double Faced				
Model Number	Description	Wgt	List Price	
3mm PVC Edges				
MWXD-T-C2436-29	Starter 24"D X 36"W x 29"H	117	\$1,247	
MWXD-T-C3036-29	Starter 30"D X 36"W x 29"H	130	\$1,340	
MWXD-T-C2436A-29	Adder 24"D X 36"W x 29"H	80	\$1,064	
MWXD-T-C3036A-29	Adder 30"D X 36"W x 29"H	98	\$1,142	
MWXD-T-C2460-29	Starter 24"D X 60"W x 29"H	185	\$1,888	
MWXD-T-C3060-29	Starter 30"D X 60"W x 29"H	208	\$2,005	
MWXD-T-C2460A-29	Adder 24"D X 60"W x 29"H	128	\$1,709	
MWXD-T-C3060A-29	Adder 30"D X 60"W x 29"H	156	\$1,808	

Note: Also available in High Pressure Laminate, Oak and Maple Veneers. Additional charges may apply.

Note: Also available in High Pressure Laminate, Oak and Maple Veneers. Additional charges may apply.

**Required to order:** Model # including options if applicable, laminate selection and powder coat color.  
**If applicable:** PVC color, wood selection and wood finish color.



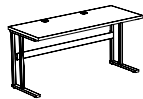
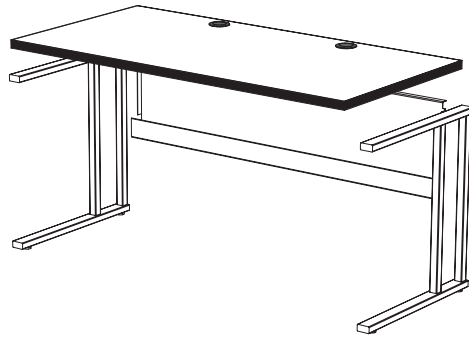
## General Specifications

**Table Top:** Includes (1) cabling grommet per user space. Table tops are 1-1/4" thick, three-ply 45# particleboard construction, or MDF for DuraTuf-edged tops, with .050" high-pressure laminate top surface and a .030" phenolic backer. Corners for rectilinear tops: Square corners on banded tops have a 1/8" radius; square corners on DuraTuf edged tops have a 1/2" radius. Rounded corners on all tops have a 2" radius.

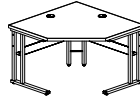
**Steel End Frames:** Are weldments of 14 gauge steel tubing with 1"x2" horizontal members and 1 1/4" x 1 1/4" uprights. Bottom members have welded threaded inserts for leveling glides. Uprights are drilled to receive 1/4"-20 connector bolts for attachment of modesty/wire management panels.

**Steel Intermediate Frames:** Differ from end frames only in the length of the bottom member, which is shortened for leg and chair clearance.

**Finish:** See mediatechnologies® Finish and Color Guide for choices.



Rectangular Tables with Squared Corners Standard Steel End Frames			
Part Number	Item Description	Wgt	List Price
3mm PVC Edges			
WCT-C2437-29	24"D x 37"W x 29"H	60	\$714
WCT-C2448-29	24"D x 48"W x 29"H	74	\$755
WCT-C2460-29	24"D x 60"W x 29"H	88	\$829
3mm Wood Edges			
WCT-E2437-29	24"D x 37"W x 29"H	60	\$824
WCT-E2448-29	24"D x 48"W x 29"H	74	\$866
WCT-E2460-29	24"D x 60"W x 29"H	88	\$968
WCT-E3037-29	30"D x 37"W x 29"H	72	\$755
WCT-C3048-29	30"D x 48"W x 29"H	88	\$788
WCT-C3060-29	30"D x 60"W x 29"H	105	\$874



Corner Tables with Squared Corners Standard Steel End Frames			
Part Number	Item Description	Wgt	List Price
3mm PVC Edges			
WCT-C42/2424-29	42"W x 42"D 24/24 Returns x 29"H	98	\$1,509
WCT-C42/2430-29	42"W x 42"D 24/30 Returns x 29"H	100	\$1,509
WCT-C42/3024-29	42"W x 42"D 30/24 Returns x 29"H	100	\$1,509
WCT-C42/3030-29	42"W x 42"D 30/30 Returns x 29"H	101	\$1,509
3mm Wood Edges			
WCT-C48/2424-29	48"W x 48"D 24/24 Returns x 29"H	112	\$1,555
WCT-C48/2430-29	48"W x 48"D 24/30 Returns x 29"H	115	\$1,555
WCT-C48/3024-29	48"W x 48"D 30/24 Returns x 29"H	115	\$1,555
WCT-C48/3030-29	48"W x 48"D 30/30 Returns x 29"H	116	\$1,555
3mm Wood Edges			
WCT-E42/2424-29	42"W x 42"D 24/24 Returns x 29"H	98	\$1,710
WCT-E42/2430-29	42"W x 42"D 24/30 Returns x 29"H	100	\$1,710
WCT-E42/3024-29	42"W x 42"D 30/24 Returns x 29"H	100	\$1,710
WCT-E42/3030-29	42"W x 42"D 30/30 Returns x 29"H	101	\$1,710
WCT-E48/2424-29	48"W x 48"D 24/24 Returns x 29"H	112	\$1,710
WCT-E48/2430-29	48"W x 48"D 24/30 Returns x 29"H	115	\$1,710
WCT-E48/3024-29	48"W x 48"D 30/24 Returns x 29"H	115	\$1,710
WCT-E48/3030-29	48"W x 48"D 30/30 Returns x 29"H	116	\$1,710



Steel End Frames with Intermediate Frames			
Part Number	Item Description	Wgt	List Price
3mm PVC Edges			
WCT-C2472-3-29	24"D x 72"W x 29"H	111	\$956
WCT-C24105-4-29	24"D x 105"W x 29"H	137	\$1,340
WCT-C3072-3-29	30"D x 72"W x 29"H	132	\$1,022
WCT-C30105-4-29	30"D x 105"W x 29"H	137	\$1,423
3mm Wood Edges			
WCT-E2472-3-29	24"D x 72"W x 29"H	111	\$1,130
WCT-E24105-4-29	24"D x 105"W x 29"H	137	\$1,523
WCT-E3072-3-29	30"D x 72"W x 29"H	132	\$1,198
WCT-E30105-4-29	30"D x 105"W x 29"H	137	\$1,609



Twin Wheel Locking Casters			
Add Suffix to Model Number	Description	Wt.	List Price
-2C	Set of 2 Casters	1	\$30
-4C	Set of 4 Casters	2	\$60

# WCT PANEL

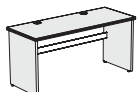
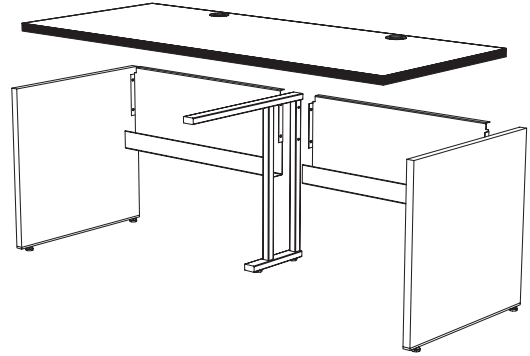
## General Specifications

**Table Top:** Includes (1) cabling grommet per user space. Table tops are 1-1/4" thick, three-ply 45# particleboard construction, or MDF for DuraTuf-edged tops, with .050" high-pressure laminate top surface and a .030" phenolic backer. Corners for rectilinear tops: Square corners on banded tops have a 1/8" radius; square corners on DuraTuf edged tops have a 1/2" radius. Rounded corners on all tops have a 2" radius.

**Panel Ends:** Wood end panels are 1-3/16" thick particleboard core with select veneer faces, 3mm hardwood side edge bands. The bottom of the panel has an applied 5/16" hardwood strip and threaded steel inserts for leveling.

**Steel Intermediate Frames:** Differ from end frames only in the length of the bottom member, which is shortened for leg and chair clearance.

**Finish:** See mediotechnologies® Finish and Color Guide for choices.



Rectangle w/  
square corners



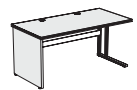
Wood Panel End Frames w/Squared Corners				
Part Number	Item Description	Wgt	List Price	
3mm PVC Edges				
WCT-C2437P-29	24"D x 37"W x 29"H	70	\$845	
WCT-C2448P-29	24"D x 48"W x 29"H	74	\$887	
WCT-C2460P-29	24"D x 60"W x 29"H	88	\$965	
3mm Wood Edges				
WCT-C3037P-29	30"D x 37"W x 29"H	82	\$886	
WCT-C3048P-29	30"D x 48"W x 29"H	98	\$918	
WCT-C3060P-29	30"D x 60"W x 29"H	115	\$1,005	
3mm Wood Edges				
WCT-E2437P-29	24"D x 37"W x 29"H	70	\$954	
WCT-E2448P-29	24"D x 48"W x 29"H	74	\$995	
WCT-E2460P-29	24"D x 60"W x 29"H	88	\$1,103	
3mm Wood Edges				
WCT-E3037P-29	30"D x 37"W x 29"H	82	\$998	
WCT-E3048P-29	30"D x 48"W x 29"H	98	\$1,094	
WCT-E3060P-29	30"D x 60"W x 29"H	115	\$1,192	



Wood Panel  
End Frames w/  
Intermediate Frame



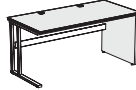
Wood Panel End Frames with Intermediate Frame				
Part Number	Item Description	Wgt	List Price	
3mm PVC Edges				
WCT-C2472P-3-29	24"D x 72"W x 29"H	121	\$1,094	
WCT-C24105P-4-29	24"D x 105"W x 29"H	147	\$1,470	
3mm Wood Edges				
WCT-C3072P-3-29	30"D x 72"W x 29"H	142	\$1,152	
WCT-C30105P-4-29	30"D x 105"W x 29"H	147	\$1,554	
3mm Wood Edges				
WCT-E2472P-3-29	24"D x 72"W x 29"H	121	\$1,266	
WCT-E24105P-4-29	24"D x 105"W x 29"H	147	\$1,654	
3mm Wood Edges				
WCT-E3072P-3-29	30"D x 72"W x 29"H	142	\$1,327	
WCT-E30105P-4-29	30"D x 105"W x 29"H	147	\$1,739	



Wood Panel on  
Left Only



Wood Panel End on Left Only				
Part Number	Item Description	Wgt	List Price	
3mm PVC Edges				
WCT-C2437-PL-29	24"D x 37"W x 29"H	65	\$780	
WCT-C2448-PL-29	24"D x 48"W x 29"H	74	\$821	
WCT-C2460-PL-29	24"D x 60"W x 29"H	88	\$899	
WCT-C2472-3-PL-29	24"D x 72"W x 29"H	116	\$1,021	
WCT-C24105-4-PL-29	24"D x 105"W x 29"H	142	\$1,406	
3mm Wood Edges				
WCT-C3037-PL-29	30"D x 37"W x 29"H	77	\$793	
WCT-C3048-PL-29	30"D x 48"W x 29"H	93	\$853	
WCT-C3060-PL-29	30"D x 60"W x 29"H	110	\$940	
WCT-C3072-3-PL-29	30"D x 72"W x 29"H	137	\$1,087	
WCT-C30105-4-PL-29	30"D x 105"W x 29"H	142	\$1,488	
3mm Wood Edges				
WCT-E2437-PL-29	24"D x 37"W x 29"H	65	\$889	
WCT-E2448-PL-29	24"D x 48"W x 29"H	74	\$932	
WCT-E2460-PL-29	24"D x 60"W x 29"H	88	\$1,038	
WCT-E2472-3-PL-29	24"D x 72"W x 29"H	116	\$1,196	
WCT-E24105-4-PL-29	24"D x 105"W x 29"H	142	\$1,588	
3mm Wood Edges				
WCT-E3037-PL-29	30"D x 37"W x 29"H	77	\$906	
WCT-E3048-PL-29	30"D x 48"W x 29"H	93	\$1,028	
WCT-E3060-PL-29	30"D x 60"W x 29"H	110	\$1,127	
WCT-E3072-3-PL-29	30"D x 72"W x 29"H	137	\$1,262	
WCT-E30105-4-PL-29	30"D x 105"W x 29"H	142	\$1,674	



Wood Panel on  
Right Only



Wood Panel End on Right Only				
Part Number	Item Description	Wgt	List Price	
3mm PVC Edges				
WCT-C2437-PR-29	24"D x 37"W x 29"H	65	\$780	
WCT-C2448-PR-29	24"D x 48"W x 29"H	74	\$821	
WCT-C2460-PR-29	24"D x 60"W x 29"H	88	\$899	
WCT-C2472-3-PR-29	24"D x 72"W x 29"H	116	\$1,021	
WCT-C24105-4-PR-29	24"D x 105"W x 29"H	142	\$1,406	
3mm Wood Edges				
WCT-C3037-PR-29	30"D x 37"W x 29"H	77	\$793	
WCT-C3048-PR-29	30"D x 48"W x 29"H	93	\$853	
WCT-C3060-PR-29	30"D x 60"W x 29"H	110	\$940	
WCT-C3072-3-PR-29	30"D x 72"W x 29"H	137	\$1,087	
WCT-C30105-4-PR-29	30"D x 105"W x 29"H	142	\$1,488	
3mm Wood Edges				
WCT-E2437-PR-29	24"D x 37"W x 29"H	65	\$889	
WCT-E2448-PR-29	24"D x 48"W x 29"H	74	\$932	
WCT-E2460-PR-29	24"D x 60"W x 29"H	88	\$1,038	
WCT-E2472-3-PR-29	24"D x 72"W x 29"H	116	\$1,196	
WCT-E24105-4-PR-29	24"D x 105"W x 29"H	142	\$1,588	
3mm Wood Edges				
WCT-E3037-PR-29	30"D x 37"W x 29"H	77	\$906	
WCT-E3048-PR-29	30"D x 48"W x 29"H	93	\$1,028	
WCT-E3060-PR-29	30"D x 60"W x 29"H	110	\$1,127	
WCT-E3072-3-PR-29	30"D x 72"W x 29"H	137	\$1,262	
WCT-E30105-4-PR-29	30"D x 105"W x 29"H	142	\$1,674	

Note: A "-3" in the part number = 1 mid frame.  
A "-4" in the part number = 2 mid frames.

**Required to order:** Model # including options if applicable, laminate selection and powder coat color.  
**If applicable:** PVC color, wood selection and wood finish color.

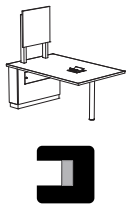
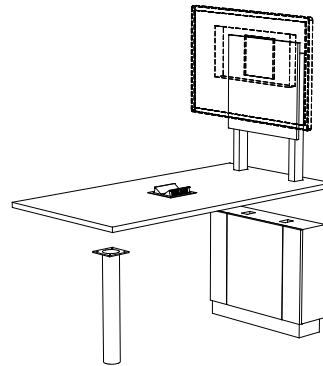
## General Specifications

**Table Top:** Table tops are 1-1/4" thick, three-ply 45# particleboard construction, or MDF for DuraTuf-edged tops, with .050" high-pressure laminate top surface and a .030" phenolic backer.

Corners for rectilinear tops: Square corners on banded tops have a 1/8" radius; square corners on DuraTuf edged tops have a 1/2" radius. Rounded corners on all tops have a 2" radius.


**Finish:** Standard powder coat on all metal parts is black; other colors may be specified. See **mediatechnologies®** Finish and Color Guide for choices.

**Leg and Frame Assembly:** Structural apron is a welded frame consisting of 14-gauge 1" x 2" steel tubing connected at the corners by 1/4" thick formed steel gussets. Legs are 1-1/2" diameter, 14-gauge steel tubing with threaded inserts and are bolted into the open corners of the frame. Legs are fitted with standard glides.



### Rectangle

Wood Cabinet with 8mm Wood Edges				
Model #	Description	Wgt	List Price	
29" H				
CY-F3060-29	30" x 60" x 29"H	194	\$2,982.00	
CY-F3072-29	30" x 72" x 29"H	208	\$3,052.00	
CY-F3660-29	36" x 60" x 29"H	222	\$3,093.00	
CY-F3672-29	36" x 72" x 29"H	241	\$3,178.00	
CY-F4260-29	42" x 60" x 29"H	253	\$3,336.00	
CY-F4272-29	42" x 72" x 29"H	272	\$3,438.00	
CY-F4860-29	48" x 60" x 29"H	272	\$3,426.00	
CY-F4872-29	48" x 72" x 29"H	303	\$3,515.00	
36" H				
CY-F3060-36	30" x 60" x 36"H	214	\$3,135.00	
CY-F3072-36	30" x 72" x 36"H	228	\$3,205.00	
CY-F3660-36	36" x 60" x 36"H	245	\$3,246.00	
CY-F3672-36	36" x 72" x 36"H	263	\$3,330.00	
CY-F4260-36	42" x 60" x 36"H	276	\$3,488.00	
CY-F4272-36	42" x 72" x 36"H	295	\$3,590.00	
CY-F4860-36	48" x 60" x 36"H	306	\$3,579.00	
CY-F4872-36	48" x 72" x 36"H	326	\$3,668.00	
42" H				
CY-F3060-42	30" x 60" x 42"H	230	\$3,209.00	
CY-F3072-42	30" x 72" x 42"H	244	\$3,278.00	
CY-F3660-42	36" x 60" x 42"H	265	\$3,320.00	
CY-F3672-42	36" x 72" x 42"H	283	\$3,405.00	
CY-F4260-42	42" x 60" x 42"H	299	\$3,562.00	
CY-F4272-42	42" x 72" x 42"H	318	\$3,664.00	
CY-F4860-42	48" x 60" x 42"H	325	\$3,652.00	
CY-F4872-42	48" x 72" x 42"H	345	\$3,741.00	

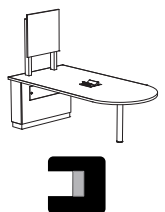


### Rectangle

High Pressure Laminate Cabinet with 3mm PVC Edges				
Model #	Description	Wgt	List Price	
29" H				
CY-C3060L-29	30" x 60" x 29"H	194	\$2,904.00	
CY-C3072L-29	30" x 72" x 29"H	208	\$2,973.00	
CY-C3660L-29	36" x 60" x 29"H	222	\$3,015.00	
CY-C3672L-29	36" x 72" x 29"H	241	\$3,099.00	
CY-C4260L-29	42" x 60" x 29"H	253	\$3,257.00	
CY-C4272L-29	42" x 72" x 29"H	272	\$3,359.00	
CY-C4860L-29	48" x 60" x 29"H	272	\$3,347.00	
CY-C4872L-29	48" x 72" x 29"H	303	\$3,436.00	
36" H				
CY-C3060L-36	30" x 60" x 36"H	214	\$3,056.00	
CY-C3072L-36	30" x 72" x 36"H	228	\$3,125.00	
CY-C3660L-36	36" x 60" x 36"H	245	\$3,168.00	
CY-C3672L-36	36" x 72" x 36"H	263	\$3,252.00	
CY-C4260L-36	42" x 60" x 36"H	276	\$3,410.00	
CY-C4272L-36	42" x 72" x 36"H	295	\$3,512.00	
CY-C4860L-36	48" x 60" x 36"H	306	\$3,499.00	
CY-C4872L-36	48" x 72" x 36"H	326	\$3,588.00	
42" H				
CY-C3060L-42	30" x 60" x 42"H	230	\$3,129.00	
CY-C3072L-42	30" x 72" x 42"H	244	\$3,199.00	
CY-C3660L-42	36" x 60" x 42"H	265	\$3,241.00	
CY-C3672L-42	36" x 72" x 42"H	283	\$3,325.00	
CY-C4260L-42	42" x 60" x 42"H	299	\$3,483.00	
CY-C4272L-42	42" x 72" x 42"H	318	\$3,585.00	
CY-C4860L-42	48" x 60" x 42"H	325	\$3,574.00	
CY-C4872L-42	48" x 72" x 42"H	345	\$3,662.00	


**Required to order:** Model # including options if applicable, laminate selection and powder coat color.  
**If applicable:** PVC color, wood selection and wood finish color.

Ottomen  
Benches  
Chairs & Stools  
Interactive Seating  
Occasional Tables  
Tables  
Conference Tables  
Desks  
Technology Carts & Podiums  
Storage




**"D" shape**

D-shape Top, High Pressure Laminate Cabinet with 3mm PVC Edges			
Model #	Description	Wgt	List Price
29" H			
CY-C3660LD-29	36" x 60" x 29"H	222	\$3,319.00
CY-C3672LD-29	36" x 72" x 29"H	241	\$3,404.00
CY-C4260LD-29	42" x 60" x 29"H	253	\$3,561.00
CY-C4272LD-29	42" x 72" x 29"H	272	\$3,663.00
CY-C4860LD-29	48" x 60" x 29"H	272	\$3,651.00
CY-C4872LD-29	48" x 72" x 29"H	303	\$3,740.00
36"H			
CY-C3660LD-36	36" x 60" x 36"H	245	\$3,472.00
CY-C3672LD-36	36" x 72" x 36"H	263	\$3,556.00
CY-C4260LD-36	42" x 60" x 36"H	276	\$3,714.00
CY-C4272LD-36	42" x 72" x 36"H	295	\$3,816.00
CY-C4860LD-36	48" x 60" x 36"H	306	\$3,804.00
CY-C4872LD-36	48" x 72" x 36"H	326	\$3,892.00
42"H			
CY-C3660LD-42	36" x 60" x 42"H	265	\$3,545.00
CY-C3672LD-42	36" x 72" x 42"H	283	\$3,629.00
CY-C4260LD-42	42" x 60" x 42"H	299	\$3,787.00
CY-C4272LD-42	42" x 72" x 42"H	318	\$3,889.00
CY-C4860LD-42	48" x 60" x 42"H	325	\$3,878.00
CY-C4872LD-42	48" x 72" x 42"H	345	\$3,966.00



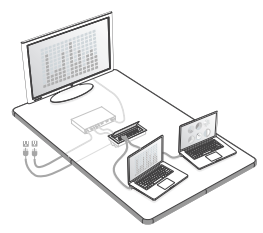
**"Lightbulb" shape**

Lightbulb Top, High Pressure Laminate Cabinet with 3mm PVC Edges			
Model #	Description	Wgt	List Price
CY-36/4872LB-29	36"W stem, 48"Dia., 72"L	318	\$3,375
CY-36/4884LB-29	36"W stem, 48"Dia., 84"L	345	\$3,878
CY-36/4896LB-29	36"W stem, 48"Dia., 96"L	345	\$3,878



**FOURSHARE Media Sharing System**

Model Number	Description	List Price
<b>FOUR USER MEDIA SHARING SYSTEMS</b>		
FSHR-B	4-user, HDMI Media Sharing SYSTEM, Self-contained, Black Grommet	\$6,793.00
FSHR-S	4-user, HDMI Media Sharing SYSTEM, Self-contained, Silver Pearl Grommet	\$6,793.00
FSHER-W	4-user, HDMI Media Sharing SYSTEM, Self-contained, Gloss White Grommet	\$6,793.00



**BYRNE-EE-Os Media Sharing System**

Model Number	Description	List Price
<b>SIX USER MEDIA SHARING SYSTEM</b>		
BYRNE-EE-OS-SA	6-user, HDMI Media Sharing System, Components, Black interior, Clear Anodized Aluminum	\$7,259.00

## General Specifications

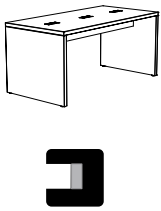
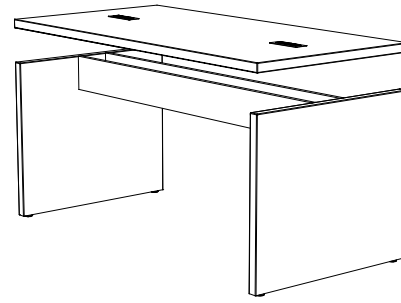
**Table Top:** Table tops are 2-3/8" thick particle board core with .050" high-pressure laminate top surface and .030" phenolic backer. Edges are available in either high-pressure laminate or 8mm hardwood.

**Base Assembly:** The base assembly is fabricated from 1" thick Baltic birch with premium grade oak or maple faces. Edges are exposed Baltic birch, profiled square with a radius along the corners.


**Panel Legs:** Panel legs are 2-3/8" thick particle board core with a choice of .050" high-pressure laminate or hardwood veneer on both surfaces. Edges are available in either high-pressure laminate or 8mm hardwood. The bottom of each leg is fitted with two adjustable leveling glides.

**Power/Connectivity:** Power/connectivity units are offered as an option. The units will be mounted centered in and flush to the top surface and are liquid resistant. Units may be specified with 2 power & 1 active USB or 2 power & 2 data. Units are available in gloss black or white and are supplied with a 72" long cord.

**Finish:** See mediatechnologies® Finish and Color Guide for choices.



Rectangular Table			
Model Number	Description	Wgt.	List Price
Veneer Panels with 8mm Wood Edges			
DT-F3660-29	36" x 60" x 29"H	237	\$4,029
DT-F3660-36	36" x 60" x 36"H	259	\$4,029
DT-F3660-42	36" x 60" x 42"H	280	\$4,029
DT-F3672-29	36" x 72" x 29"H	263	\$4,179
DT-F3672-36	36" x 72" x 36"H	284	\$4,179
DT-F3672-42	36" x 72" x 42"H	306	\$4,179
DT-F3684-29	36" x 84" x 29"H	289	\$4,500
DT-F3684-36	36" x 84" x 36"H	311	\$4,500
DT-F3684-42	36" x 84" x 42"H	333	\$4,500
DT-F3696-29	36" x 96" x 29"H	315	\$4,500
DT-F3696-36	36" x 96" x 36"H	337	\$4,500
DT-F3696-42	36" x 96" x 42"H	358	\$4,500
DT-F4260-29	42" x 60" x 29"H	280	\$5,004
DT-F4260-36	42" x 60" x 36"H	309	\$5,004
DT-F4260-42	42" x 60" x 42"H	331	\$5,004
DT-F4272-29	42" x 72" x 29"H	306	\$5,242
DT-F4272-36	42" x 72" x 36"H	335	\$5,242
DT-F4272-42	42" x 72" x 42"H	356	\$5,242
DT-F4284-29	42" x 84" x 29"H	340	\$5,702
DT-F4284-36	42" x 84" x 36"H	368	\$5,702
DT-F4284-42	42" x 84" x 42"H	390	\$5,702
DT-F4296-29	42" x 96" x 29"H	365	\$5,702
DT-F4366-36	42" x 96" x 36"H	394	\$5,702
DT-F4426-42	42" x 96" x 42"H	416	\$5,702
DT-F4860-29	48" x 60" x 29"H	330	\$5,004
DT-F4860-36	48" x 60" x 36"H	359	\$5,004
DT-F4860-42	48" x 60" x 42"H	388	\$5,004
DT-F4872-29	48" x 72" x 29"H	369	\$5,242
DT-F4872-36	48" x 72" x 36"H	396	\$5,242
DT-F4872-42	48" x 72" x 42"H	424	\$5,242
DT-F4884-29	48" x 84" x 29"H	406	\$5,702
DT-F4884-36	48" x 84" x 36"H	434	\$5,702
DT-F4884-42	48" x 84" x 42"H	463	\$5,702
DT-F4896-29	48" x 96" x 29"H	442	\$5,702
DT-F4896-36	48" x 96" x 36"H	471	\$5,702
DT-F4896-42	48" x 96" x 42"H	500	\$5,702



Rectangular Table			
Model Number	Description	Wgt.	List Price
Laminate Panels with Self Edges			
DT-A3660L-29	36" x 60" x 29"H	237	\$3,179
DT-A3660L-36	36" x 60" x 36"H	259	\$3,179
DT-A3660L-42	36" x 60" x 42"H	280	\$3,179
DT-A3672L-29	36" x 72" x 29"H	263	\$3,263
DT-A3672L-36	36" x 72" x 36"H	284	\$3,263
DT-A3672L-42	36" x 72" x 42"H	306	\$3,263
DT-A3684L-29	36" x 84" x 29"H	289	\$3,516
DT-A3684L-36	36" x 84" x 36"H	311	\$3,516
DT-A3684L-42	36" x 84" x 42"H	333	\$3,516
DT-A3696L-29	36" x 96" x 29"H	315	\$3,516
DT-A3696L-36	36" x 96" x 36"H	337	\$3,516
DT-A3696L-42	36" x 96" x 42"H	358	\$3,516
DT-A4260L-29	42" x 60" x 29"H	280	\$4,075
DT-A4260L-36	42" x 60" x 36"H	309	\$4,075
DT-A4260L-42	42" x 60" x 42"H	331	\$4,075
DT-A4272L-29	42" x 72" x 29"H	306	\$4,266
DT-A4272L-36	42" x 72" x 36"H	335	\$4,266
DT-A4272L-42	42" x 72" x 42"H	356	\$4,266
DT-A4284L-29	42" x 84" x 29"H	340	\$4,581
DT-A4284L-36	42" x 84" x 36"H	368	\$4,581
DT-A4284L-42	42" x 84" x 42"H	390	\$4,581
DT-A4296L-29	42" x 96" x 29"H	365	\$4,581
DT-A4366L-36	42" x 96" x 36"H	394	\$4,581
DT-A4426L-42	42" x 96" x 42"H	416	\$4,581
DT-A4860L-29	48" x 60" x 29"H	330	\$4,075
DT-A4860L-36	48" x 60" x 36"H	359	\$4,075
DT-A4860L-42	48" x 60" x 42"H	388	\$4,075
DT-A4872L-29	48" x 72" x 29"H	369	\$4,266
DT-A4872L-36	48" x 72" x 36"H	396	\$4,266
DT-A4872L-42	48" x 72" x 42"H	424	\$4,266
DT-A4884L-29	48" x 84" x 29"H	406	\$4,581
DT-A4884L-36	48" x 84" x 36"H	434	\$4,581
DT-A4884L-42	48" x 84" x 42"H	463	\$4,581
DT-A4896L-29	48" x 96" x 29"H	442	\$4,581
DT-A4896L-36	48" x 96" x 36"H	471	\$4,581
DT-A4896L-42	48" x 96" x 42"H	500	\$4,581

**Required to order:** Model # including options if applicable, laminate selection and powder coat color.  
**If applicable:** PVC color, wood selection and wood finish color.

# MILESTONE CONFERENCE

## General Specifications

**Table Top:** Table tops are 1-1/4" thick, three-ply 45# particleboard construction, with .050" high-pressure laminate top surface and a .030" phenolic backer.

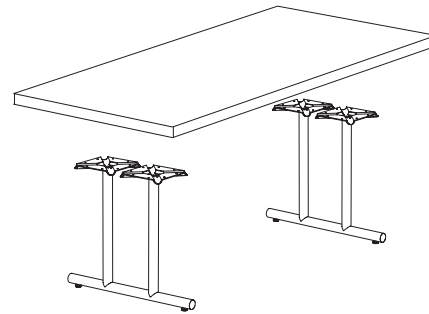
**Corners for rectilinear tops:** Square corners on banded tops have a 1/8" radius. Rounded corners on all tops have a 2" radius.

**T-Base-Single and Double Column:** 13 gauge, 2" diameter column and mainbar, 11 gauge stamped steel mounting plate, 10"x10" (or 12"x12" for single column bases with mainbars over 30"W).

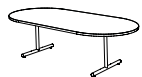
**Folding Base Mechanism:** Nylon injection molded body with an extruded aluminum mechanism is bolted to leg frame via a threaded insert. Mechanism is attached to the underside of worksurface using 1" #12 wood screws.

**Flip-Top Mechanism:** Two-part steel mechanism is joined via a pivot system. Upper component attaches to underside of worksurface using 1" #12 wood screws. Lower component bolts to leg frame via a threaded insert.

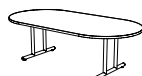
**Finish:** See mediatechnologies® Finish and Color Guide for choices.



Ottomen  
Benches  
Chairs & Stools  
Interactive Seating  
Occasional Tables  
Tables  
Conference Tables  
Desks  
Technology Carts & Podiums  
Storage



Racetrack T Base



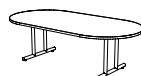
Racetrack TT Base



Racetrack Tables				
Model Number	Description	Wgt	List Price	
<b>3mm PVC Edges</b>				
MT26-CRT3672-29	36"W x 72"L x 29"H, (2) 26" T bases	118	\$993	✓
MTT32-CRT4896-29	48"W x 96"L x 29"H, (3) 32" TT bases	210	\$1,871	✓
MTT32-CRT48120-29	48"W x 120"L x 29"H, (2) 32" TT bases	282	\$2,788	
MTT32-CRT48144-29	48"W x 144"L x 29"H, (3) 32" TT bases	365	\$3,189	
MTT36-CRT6096-29	60"W x 96"L x 29"H, (3) 36" TT bases	250	\$2,639	
MTT36-CRT60120-29	60"W x 120"L x 29"H, (3) 36" TT bases	342	\$3,669	
MTT36-CRT60144-29	60"W x 144"L x 29"H, (3) 36" TT bases	432	\$4,092	
<b>3mm Wood Edges</b>				
MT26-ERT3672-29	36"W x 72"L x 29"H, (2) 26" T bases	118	\$1,312	✓
MTT32-ERT4896-29	48"W x 96"L x 29"H, (3) 32" TT bases	210	\$2,273	✓
MTT32-ERT48120-29	48"W x 120"L x 29"H, (2) 32" TT bases	282	\$3,104	
MTT32-ERT48144-29	48"W x 144"L x 29"H, (3) 32" TT bases	365	\$3,785	
MTT36-ERT6096-29	60"W x 96"L x 29"H, (3) 36" TT bases	250	\$2,871	
MTT36-ERT60120-29	60"W x 120"L x 29"H, (3) 36" TT bases	342	\$3,990	
MTT36-ERT60144-29	60"W x 144"L x 29"H, (3) 36" TT bases	432	\$4,555	
<b>5/8" Wood Bullnose Edges</b>				
MT26-GRT3672-29	36"W x 72"L x 29"H, (2) 26" T bases	118	\$1,595	✓
MTT32-GRT4896-29	48"W x 96"L x 29"H, (3) 32" TT bases	210	\$2,500	✓
MTT32-GRT48120-29	48"W x 120"L x 29"H, (2) 32" TT bases	282	\$3,416	
MTT32-GRT48144-29	48"W x 144"L x 29"H, (3) 32" TT bases	365	\$4,163	
MTT36-GRT6096-29	60"W x 96"L x 29"H, (3) 36" TT bases	250	\$3,158	
MTT36-GRT60120-29	60"W x 120"L x 29"H, (3) 36" TT bases	342	\$4,389	
MTT36-GRT60144-29	60"W x 144"L x 29"H, (3) 36" TT bases	432	\$5,010	



Racetrack T Base



Racetrack TT Base



Racetrack Tables (cont.)				
Model Number	Description	Wgt	List Price	
<b>5/8" Wood Bevel Edges</b>				
MT26-JRT3672-29	36"W x 72"L x 29"H, (2) 26" T bases	118	\$1,595	✓
MTT32-JRT4896-29	48"W x 96"L x 29"H, (3) 32" TT bases	210	\$2,500	✓
MTT32-JRT48120-29	48"W x 144"L x 29"H, (2) 32" TT bases	282	\$3,415	
MTT32-JRT48144-29	48"W x 144"L x 29"H, (3) 32" TT bases	365	\$4,163	
MTT36-JRT6096-29	60"W x 96"L x 29"H, (3) 36" TT bases	250	\$3,158	
MTT36-JRT60120-29	60"W x 120"L x 29"H, (3) 36" TT bases	342	\$4,389	
MTT36-JRT60144-29	60"W x 144"L x 29"H, (3) 36" TT bases	432	\$5,010	
<b>1-1/4" Wood Bullnose Edges</b>				
MT26-LRT3672-29	36"W x 72"L x 29"H, (2) 26" T bases	118	\$2,002	✓
MTT32-LRT4896-29	48"W x 96"L x 29"H, (3) 32" TT bases	210	\$3,402	✓
MTT32-LRT48120-29	48"W x 120"L x 29"H, (2) 32" TT bases	282	\$4,350	
MTT32-LRT48144-29	48"W x 144"L x 29"H, (3) 32" TT bases	365	\$5,213	
MTT36-LRT6096-29	60"W x 96"L x 29"H, (3) 36" TT bases	250	\$3,778	
MTT36-LRT60120-29	60"W x 120"L x 29"H, (3) 36" TT bases	342	\$4,833	
MTT36-LRT60144-29	60"W x 144"L x 29"H, (3) 36" TT bases	432	\$5,843	

**(4 indicates availability) Folding Base Option**

Add Suffix to Model Number	Description	Wgt	List Price
-F	Provides positive lock in up and down position		\$380

**Rock-n-Roll Base Option**

Add Suffix to Model Number	Description	Wgt	List Price
-RR	For tables using single T bases		Contact Factory

**Twin Wheel Locking Casters**

Add Suffix to Model Number	Description	Wgt	List Price
-2C	Set of 2 Casters	1	\$30
-4C	Set of 4 Casters	2	\$60

**Required to order:** Model # including options if applicable, laminate selection and powder coat color.  
**If applicable:** PVC color, wood selection and wood finish color.



**Boat Tables**



**Boat TT Tables**



**Boat T Tables**



**Boat TT Tables**



**Boat T Tables**



**Boat TT Tables**



**Boat T Tables**



**Boat TT Tables**



**Boat T Tables**



**Boat TT Tables**



**Boat T Tables**



**Boat TT Tables**



**Boat T Tables**



**Boat TT Tables**



**Boat T Tables**



**Boat TT Tables**



**Boat T Tables**



**Boat Tables**



**Boat TT Tables**



**Boat T Tables**



**Boat TT Tables**



**Boat T Tables**



**Boat TT Tables**



**Boat T Tables**



**Boat TT Tables**



**Boat T Tables**



**Boat TT Tables**



**Boat T Tables**



**Boat TT Tables**




**Boat T Tables**




**Boat TT Tables**



**Boat T Tables**



**Boat TT Tables**



**Boat T Tables**

**(4 indicates availability) Folding Base Option**

Description	Wgt	List Price
Provides positive lock in up and down position		\$380

**Rock-n-Roll Base Option**

Description	Wgt	List Price
For tables using single T bases		Contact Factory

**Twin Wheel Locking Casters**

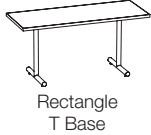
Add Suffix to Model Number	Description	Wgt	List Price
-2C	Set of 2 Casters	1	\$30
-4C	Set of 4 Casters	2	\$60

**Required to order:** Model # including options if applicable, laminate selection and powder coat color.  
**If applicable:** PVC color, wood selection and wood finish color.

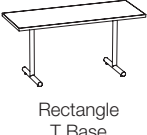
Ottomen  
Benches  
Chairs & Stools  
Interactive Seating  
Occasional Tables  
Tables  
Conference Tables  
Desks  
Technology Carts & Podiums  
Storage

# MILESTONE CONFERENCE

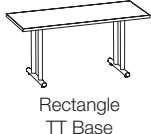
Ottomen  
Benches  
Chairs & Stools  
Interactive Seating  
Occasional Tables  
Tables  
Conference Tables  
Desks  
Technology Carts & Podiums  
Storage



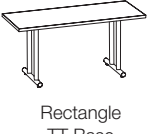
Rectangular Tables				
Model Number	Description	Wt.	List Price	
3mm PVC Edges				
MT26-C3672-29	36"W x 72"L x 29"H, (2) 26" T Bases	127	\$845	✓
MT26-C3684-29	36"W x 84"L x 29"H, (3) 26" T Bases	139	\$1,062	✓
MT26-C3696-29	36"W x 96"L x 29"H, (3) 26" T Bases	144	\$1,066	✓



Rectangular Tables (cont.)				
Model Number	Description	Wt.	List Price	
5/8" Wood Bullnose Edges				
MT26-G3672-29	36"W x 72"L x 29"H, (2) 26" T Bases	127	\$1,215	✓
MT26-G3684-29	36"W x 84"L x 29"H, (3) 26" T Bases	139	\$1,494	✓
MT26-G3696-29	36"W x 96"L x 29"H, (3) 26" T Bases	144	\$1,623	✓



MTT36-C4860-29	48"W x 60"L x 29"H, (2) 36" TT Bases	142	\$1,126	
MTT36-C4872-29	48"W x 72"L x 29"H, (2) 36" TT Bases	162	\$1,212	
MTT36-C4884-29	48"W x 84"L x 29"H, (3) 36" TT Bases	182	\$1,335	
MTT36-C4896-29	48"W x 96"L x 29"H, (3) 36" TT Bases	201	\$1,338	
MTT36-C48120-29	48"W x 120"L x 29"H, (3) 36" TT Bases	263	\$1,898	
MTT36-C48144-29	48"W x 144"L x 29"H, (3) 36" TT Bases	302	\$2,062	



MTT36-G4860-29	48"W x 60"L x 29"H, (2) 36" TT Bases	142	\$1,356	
MTT36-G4872-29	48"W x 72"L x 29"H, (2) 36" TT Bases	162	\$1,477	
MTT36-G4884-29	48"W x 84"L x 29"H, (3) 36" TT Bases	182	\$1,712	
MTT36-G4896-29	48"W x 96"L x 29"H, (3) 36" TT Bases	201	\$1,719	
MTT36-G48120-29	48"W x 120"L x 29"H, (3) 36" TT Bases	263	\$2,322	
MTT36-G48144-29	48"W x 144"L x 29"H, (3) 36" TT Bases	302	\$2,563	



MTT36-C6072-29	60"W x 72"L x 29"H, (2) 36" TT Bases	213	\$1,750	
MTT36-C6096-29	60"W x 96"L x 29"H, (3) 36" TT Bases	275	\$2,032	
MTT36-C60120-29	60"W x 120"L x 29"H, (3) 36" TT Bases	371	\$2,910	
MTT36-C60144-29	60"W x 144"L x 29"H, (3) 36" TT Bases	434	\$3,296	



MTT36-G6072-29	60"W x 72"L x 29"H, (2) 36" TT Bases	213	\$2,488	
MTT36-G6096-29	60"W x 96"L x 29"H, (3) 36" TT Bases	275	\$3,057	
MTT36-G60120-29	60"W x 120"L x 29"H, (3) 36" TT Bases	371	\$3,797	
MTT36-G60144-29	60"W x 144"L x 29"H, (3) 36" TT Bases	434	\$4,387	



3mm Wood Edges				
Model Number	Description	Wt.	List Price	
MT26-E3672-29	36"W x 72"L x 29"H, (2) 26" T Bases	127	\$1,012	✓
MT26-E3684-29	36"W x 84"L x 29"H, (3) 26" T Bases	139	\$1,179	✓
MT26-E3696-29	36"W x 96"L x 29"H, (3) 26" T Bases	144	\$1,306	✓



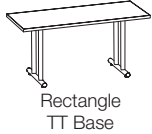
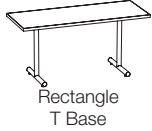
5/8" " Wood Bevel Edges				
Model Number	Description	Wt.	List Price	
MT26-J3672-29	36"W x 72"L x 29"H, (2) 26" T Bases	127	\$1,215	✓
MT26-J3684-29	36"W x 84"L x 29"H, (3) 26" T Bases	139	\$1,494	✓
MT26-J3696-29	36"W x 96"L x 29"H, (3) 26" T Bases	144	\$1,623	✓

MTT36-E4860-29	48"W x 60"L x 29"H, (2) 36" TT Bases	142	\$1,308	
MTT36-E4872-29	48"W x 72"L x 29"H, (2) 36" TT Bases	162	\$1,366	
MTT36-E4884-29	48"W x 84"L x 29"H, (3) 36" TT Bases	182	\$1,489	
MTT36-E4896-29	48"W x 96"L x 29"H, (3) 36" TT Bases	201	\$1,519	
MTT36-E48120-29	48"W x 120"L x 29"H, (3) 36" TT Bases	263	\$2,089	
MTT36-E48144-29	48"W x 144"L x 29"H, (3) 36" TT Bases	302	\$2,182	
MTT36-E6072-29	60"W x 72"L x 29"H, (2) 36" TT Bases	213	\$1,827	
MTT36-E6096-29	60"W x 96"L x 29"H, (3) 36" TT Bases	275	\$2,363	
MTT36-E60120-29	60"W x 120"L x 29"H, (3) 36" TT Bases	371	\$3,114	
MTT36-E60144-29	60"W x 144"L x 29"H, (3) 36" TT Bases	434	\$3,672	

MTT36-J4860-29	48"W x 60"L x 29"H, (2) 36" TT Bases	142	\$1,356	
MTT36-J4872-29	48"W x 72"L x 29"H, (2) 36" TT Bases	162	\$1,477	
MTT36-J4884-29	48"W x 84"L x 29"H, (3) 36" TT Bases	182	\$1,712	
MTT36-J4896-29	48"W x 96"L x 29"H, (3) 36" TT Bases	201	\$1,719	
MTT36-J48120-29	48"W x 120"L x 29"H, (3) 36" TT Bases	263	\$2,322	
MTT36-J48144-29	48"W x 144"L x 29"H, (3) 36" TT Bases	302	\$2,563	
MTT36-J6072-29	60"W x 72"L x 29"H, (2) 36" TT Bases	213	\$2,488	
MTT36-J6096-29	60"W x 96"L x 29"H, (3) 36" TT Bases	275	\$3,057	
MTT36-J60120-29	60"W x 120"L x 29"H, (3) 36" TT Bases	371	\$3,751	
MTT36-J60144-29	60"W x 144"L x 29"H, (3) 36" TT Bases	434	\$4,387	

**Required to order:** Model # including options if applicable, laminate selection and powder coat color.  
**If applicable:** PVC color, wood selection and wood finish color.





Rectangular Tables (cont.)				
Model Number	Description	Wt.	List Price	
<b>1-1/4" Wood Bullnose Edges</b>				
MT26-L3672-29	36"W x 72"L x 29"H, (2) 26" T Bases	127	\$1,416	✓
MT26-L3684-29	36"W x 84"L x 29"H, (3) 26" T Bases	139	\$1,811	✓
MT26-L3696-29	36"W x 96"L x 29"H, (3) 26" T Bases	144	\$1,942	✓
MTT36-L4860-29	48"W x 60"L x 29"H, (2) 36" TT Bases	142	\$1,461	
MTT36-L4872-29	48"W x 72"L x 29"H, (2) 36" TT Bases	162	\$1,602	
MTT36-L4884-29	48"W x 84"L x 29"H, (3) 36" TT Bases	182	\$1,870	
MTT36-L4896-29	48"W x 96"L x 29"H, (3) 36" TT Bases	201	\$1,879	
MTT36-L48120-29	48"W x 120"L x 29"H, (3) 36" TT Bases	263	\$2,518	
MTT36-L48144-29	48"W x 144"L x 29"H, (3) 36" TT Bases	302	\$2,802	
MTT36-L6072-29	60"W x 72"L x 29"H, (2) 36" TT Bases	213	\$3,147	
MTT36-L6096-29	60"W x 96"L x 29"H, (3) 36" TT Bases	275	\$3,749	
MTT36-L60120-29	60"W x 120"L x 29"H, (3) 36" TT Bases	371	\$4,390	
MTT36-L60144-29	60"W x 144"L x 29"H, (3) 36" TT Bases	434	\$5,100	



Additional Height Tables			
Replace Height(-29) with	Description	Wgt	List Price
-36	use for 36" high tables		\$128
-42	use for 42" high tables		\$128

Rectangular Flip Top Option (✓) indicates availability			
Add Suffix to Model Number	Description	Wgt	List Price
-FT SGL	Flip top mechanism for Table Lengths 36" - 60"		\$437
-FT DBL	Flip top mechanism for Table Lengths 72" and up		\$493

Folding Base Option			
Add Suffix to Model Number	Description	Wgt	List Price
	Provides positive lock in up and down position		\$380

Rock-n-Roll Base Option			
Add Suffix to Model Number	Description	Wgt	List Price
	For tables using single T bases		Contact Factory

Twin Wheel Locking Casters			
Add Suffix to Model Number	Description	Wgt	List Price
-2C	Set of 2 Casters	1	\$30
-4C	Set of 4 Casters	2	\$60

Ottomen

Benches

Chairs &amp; Stools

Interactive Seating

Occasional Tables

Tables

Conference Tables

Desks

Technology Carts &amp; Podiums

Storage

**Required to order:** Model # including options if applicable, laminate selection and powder coat color.  
**If applicable:** PVC color, wood selection and wood finish color.

## General Specifications


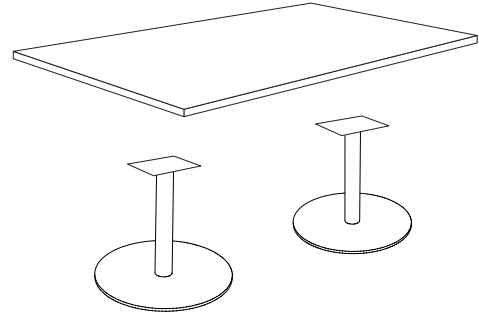
**Table Top:** Table tops are 1-1/4" thick, three-ply 45# particleboard construction with .050" high-pressure laminate top surface and a .030" phenolic backer.

**Corners for rectilinear tops:** Square corners on banded tops have a 1/8" radius. Radiused corners on square tops have a 2" radius.

**Disc - Single Column:** 16 gauge fabricated steel, 4" column on 24" and 28" disc bases, 6" column on 32" disc bases. 12" x 12" 4 gauge steel fixed mounting plate.

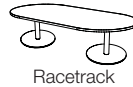
**Finish:** Standard powder coat on all metal parts is black; other colors may be specified. See **mediatechnologies®** Finish and Color Guide for choices.

Note: all bases are supplied with felt pads. Optional 1" diameter leveling glides are available at an additional charge.



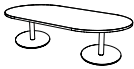
Racetrack

		Racetrack Tables	
Model Number	Description	Wgt	List Price
<b>3mm PVC Edges</b>			
018-CRT3672-29	36"W x 72"L x 29"H, (2) 18" Orbit bases	156	\$1,742
018-CRT3684-29	36"W x 84"L x 29"H, (2) 18" Orbit bases	167	\$1,863
018-CRT3696-29	36"W x 96"L x 29"H, (2) 18" Orbit bases	172	\$1,866
018-CRT36120-29	36"W x 120"L x 29"H, (3) 18" Orbit bases	251	\$2,656
024-CRT4860-29	48"W x 60"L x 29"H, (2) 24" Orbit bases	188	\$2,031
024-CRT4872-29	48"W x 72"L x 29"H, (2) 24" Orbit bases	198	\$2,117
024-CRT4884-29	48"W x 84"L x 29"H, (2) 24" Orbit bases	218	\$2,265
024-CRT4896-29	48"W x 96"L x 29"H, (2) 24" Orbit bases	256	\$2,269
024-CRT48120-29	48"W x 120"L x 29"H, (3) 24" Orbit bases	351	\$3,229
024-CRT48144-29	48"W x 144"L x 29"H, (3) 24" Orbit bases	354	\$3,296
<b>5/8" Wood Bullnose Edges</b>			
032-CRT6072-29	60"W x 72"L x 29"H, (2) 32" Orbit bases	299	\$3,348
032-CRT6084-29	60"W x 84"L x 29"H, (2) 32" Orbit bases	327	\$3,569
032-CRT6096-29	60"W x 96"L x 29"H, (2) 32" Orbit bases	356	\$3,572
032-CRT60120-29	60"W x 120"L x 29"H, (3) 32" Orbit bases	501	\$5,095
032-CRT60144-29	60"W x 144"L x 29"H, (3) 32" Orbit bases	574	\$5,339
<b>5/8" Wood Bevel Edges</b>			
018-JRT3672-29	36"W x 72"L x 29"H, (2) 18" Orbit bases	156	\$2,033
018-JRT3684-29	36"W x 84"L x 29"H, (2) 18" Orbit bases	167	\$2,263
018-JRT3696-29	36"W x 96"L x 29"H, (2) 18" Orbit bases	172	\$2,273
018-JRT36120-29	36"W x 120"L x 29"H, (3) 18" Orbit bases	251	\$3,163
024-JRT4860-29	48"W x 60"L x 29"H, (2) 24" Orbit bases	188	\$2,332
024-JRT4872-29	48"W x 72"L x 29"H, (2) 24" Orbit bases	198	\$2,488
024-JRT4884-29	48"W x 84"L x 29"H, (2) 24" Orbit bases	218	\$2,792
024-JRT4896-29	48"W x 96"L x 29"H, (2) 24" Orbit bases	256	\$2,799
024-JRT48120-29	48"W x 120"L x 29"H, (3) 24" Orbit bases	351	\$3,872
024-JRT48144-29	48"W x 144"L x 29"H, (3) 24" Orbit bases	354	\$4,184
<b>5/8" Wood Bevel Edges</b>			
032-JRT6072-29	60"W x 72"L x 29"H, (2) 32" Orbit bases	299	\$3,854
032-JRT6084-29	60"W x 84"L x 29"H, (2) 32" Orbit bases	327	\$4,232
032-JRT6096-29	60"W x 96"L x 29"H, (2) 32" Orbit bases	356	\$4,244
032-JRT60120-29	60"W x 120"L x 29"H, (3) 32" Orbit bases	501	\$5,954
032-JRT60144-29	60"W x 144"L x 29"H, (3) 32" Orbit bases	574	\$6,339



Racetrack

		Racetrack Tables (cont.)	
Model Number	Description	Wgt	List Price
032-GRT6072-29	60"W x 72"L x 29"H, (2) 32" Orbit bases	299	\$3,854
032-GRT6084-29	60"W x 84"L x 29"H, (2) 32" Orbit bases	327	\$4,232
032-GRT6096-29	60"W x 96"L x 29"H, (2) 32" Orbit bases	356	\$4,244
032-GRT60120-29	60"W x 120"L x 29"H, (3) 32" Orbit bases	501	\$5,954
032-GRT60144-29	60"W x 144"L x 29"H, (3) 32" Orbit bases	574	\$6,339
<b>5/8" Wood Bevel Edges</b>			
018-JRT3672-29	36"W x 72"L x 29"H, (2) 18" Orbit bases	156	\$2,033
018-JRT3684-29	36"W x 84"L x 29"H, (2) 18" Orbit bases	167	\$2,263
018-JRT3696-29	36"W x 96"L x 29"H, (2) 18" Orbit bases	172	\$2,273
018-JRT36120-29	36"W x 120"L x 29"H, (3) 18" Orbit bases	251	\$3,163
024-JRT4860-29	48"W x 60"L x 29"H, (2) 24" Orbit bases	188	\$2,332
024-JRT4872-29	48"W x 72"L x 29"H, (2) 24" Orbit bases	198	\$2,488
024-JRT4884-29	48"W x 84"L x 29"H, (2) 24" Orbit bases	218	\$2,792
024-JRT4896-29	48"W x 96"L x 29"H, (2) 24" Orbit bases	256	\$2,799
024-JRT48120-29	48"W x 120"L x 29"H, (3) 24" Orbit bases	351	\$3,872
024-JRT48144-29	48"W x 144"L x 29"H, (3) 24" Orbit bases	354	\$4,184
<b>5/8" Wood Bevel Edges</b>			
032-JRT6072-29	60"W x 72"L x 29"H, (2) 32" Orbit bases	299	\$3,854
032-JRT6084-29	60"W x 84"L x 29"H, (2) 32" Orbit bases	327	\$4,232
032-JRT6096-29	60"W x 96"L x 29"H, (2) 32" Orbit bases	356	\$4,244
032-JRT60120-29	60"W x 120"L x 29"H, (3) 32" Orbit bases	501	\$5,954
032-JRT60144-29	60"W x 144"L x 29"H, (3) 32" Orbit bases	574	\$6,339



Racetrack



Racetrack Tables (cont.)			
Model Number	Description	Wgt	List Price
1-1/4" Wood Bullnose Edges			
018-LRT3672-29	36"W x 72"L x 29"H, (2) 18" Orbit bases	156	\$2,202
018-LRT3684-29	36"W x 84"L x 29"H, (2) 18" Orbit bases	167	\$2,480
018-LRT3696-29	36"W x 96"L x 29"H, (2) 18" Orbit bases	172	\$2,491
018-LRT36120-29	36"W x 120"L x 29"H, (3) 18" Orbit bases	251	\$3,437
024-LRT4860-29	48"W x 60"L x 29"H, (2) 24" Orbit bases	188	\$2,514
024-LRT4872-29	48"W x 72"L x 29"H, (2) 24" Orbit bases	198	\$2,715
024-LRT4884-29	48"W x 84"L x 29"H, (2) 24" Orbit bases	218	\$3,072
024-LRT4896-29	48"W x 96"L x 29"H, (2) 24" Orbit bases	256	\$3,082
024-LRT48120-29	48"W x 120"L x 29"H, (3) 24" Orbit bases	351	\$4,223
024-LRT48144-29	48"W x 144"L x 29"H, (3) 24" Orbit bases	354	\$4,600
032-LRT6072-29	60"W x 72"L x 29"H, (2) 32" Orbit bases	299	\$4,119
032-LRT6084-29	60"W x 84"L x 29"H, (2) 32" Orbit bases	327	\$4,541
032-LRT6096-29	60"W x 96"L x 29"H, (2) 32" Orbit bases	356	\$4,588
032-LRT60120-29	60"W x 120"L x 29"H, (3) 32" Orbit bases	501	\$6,384
032-LRT60144-29	60"W x 144"L x 29"H, (3) 32" Orbit bases	574	\$6,852

Ottomen

Benches

Chairs & Stools

Interactive Seating

Occasional Tables

Tables

Conference Tables

Desks

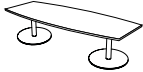
Technology Carts & Podiums

Storage

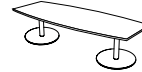
**Required to order:** Model # including options if applicable, laminate selection and powder coat color.  
**If applicable:** PVC color, wood selection and wood finish color.

# ORBIT

Ottomen  
Benches  
Chairs & Stools  
Interactive Seating  
Occasional Tables  
Tables  
Conference Tables  
Desks  
Technology Carts & Podiums  
Storage



Boat



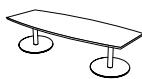
Boat



Boat Tables			
Model Number	Description	Wgt	List Price
<b>3mm PVC Edges</b>			
018-CBT30/3672-29	36"W x 72"L x 29"H, (2) 18" Orbit bases	156	\$1,742
018-CBT30/3684-29	36"W x 84"L x 29"H, (2) 18" Orbit bases	167	\$1,863
018-CBT30/3696-29	36"W x 96"L x 29"H, (2) 18" Orbit bases	172	\$1,866
018-CBT30/36120-29	36"W x 120"L x 29"H, (3) 18" Orbit bases	251	\$2,656
024-CBT36/4860-29	48"W x 60"L x 29"H, (2) 24" Orbit bases	188	\$2,031
024-CBT36/4872-29	48"W x 72"L x 29"H, (2) 24" Orbit bases	198	\$2,117
024-CBT36/4884-29	48"W x 84"L x 29"H, (2) 24" Orbit bases	218	\$2,265
024-CBT36/4896-29	48"W x 96"L x 29"H, (2) 24" Orbit bases	256	\$2,269
024-CBT36/48120-29	48"W x 120"L x 29"H, (3) 24" Orbit bases	351	\$3,229
024-CBT36/48144-29	48"W x 144"L x 29"H, (3) 24" Orbit bases	354	\$3,296
032-CBT48/6072-29	60"W x 72"L x 29"H, (2) 32" Orbit bases	299	\$3,348
032-CBT48/6084-29	60"W x 84"L x 29"H, (2) 32" Orbit bases	327	\$3,569
032-CBT48/6096-29	60"W x 96"L x 29"H, (2) 32" Orbit bases	356	\$3,572
032-CBT48/60120-29	60"W x 120"L x 29"H, (3) 32" Orbit bases	501	\$5,106
032-CBT48/60144-29	60"W x 144"L x 29"H, (3) 32" Orbit bases	574	\$5,339
<b>3mm Wood Edges</b>			
018-EBT30/3672-29	36"W x 72"L x 29"H, (2) 18" Orbit bases	156	\$1,948
018-EBT30/3684-29	36"W x 84"L x 29"H, (2) 18" Orbit bases	167	\$2,070
018-EBT30/3696-29	36"W x 96"L x 29"H, (2) 18" Orbit bases	172	\$2,073
018-EBT30/36120-29	36"W x 120"L x 29"H, (3) 18" Orbit bases	251	\$2,914
024-EBT36/4860-29	48"W x 60"L x 29"H, (2) 24" Orbit bases	188	\$2,238
024-EBT36/4872-29	48"W x 72"L x 29"H, (2) 24" Orbit bases	198	\$2,348
024-EBT36/4884-29	48"W x 84"L x 29"H, (2) 24" Orbit bases	218	\$2,497
024-EBT36/4896-29	48"W x 96"L x 29"H, (2) 24" Orbit bases	256	\$2,526
024-EBT36/48120-29	48"W x 120"L x 29"H, (3) 24" Orbit bases	351	\$3,487
024-EBT36/48144-29	48"W x 144"L x 29"H, (3) 24" Orbit bases	354	\$3,580
032-EBT48/6072-29	60"W x 72"L x 29"H, (2) 32" Orbit bases	299	\$3,606
032-EBT48/6084-29	60"W x 84"L x 29"H, (2) 32" Orbit bases	327	\$3,851
032-EBT48/6096-29	60"W x 96"L x 29"H, (2) 32" Orbit bases	356	\$3,854
032-EBT48/60120-29	60"W x 120"L x 29"H, (3) 32" Orbit bases	501	\$5,415
032-EBT48/60144-29	60"W x 144"L x 29"H, (3) 32" Orbit bases	574	\$5,648

Boat Tables (cont.)			
Model Number	Description	Wgt	List Price
<b>5/8" Wood Bullnose Edges</b>			
018-GBT30/3672-29	36"W x 72"L x 29"H, (2) 18" Orbit bases	156	\$1,968
018-GBT30/3684-29	36"W x 84"L x 29"H, (2) 18" Orbit bases	167	\$2,177
018-GBT30/3696-29	36"W x 96"L x 29"H, (2) 18" Orbit bases	172	\$2,184
018-GBT30/36120-29	36"W x 120"L x 29"H, (3) 18" Orbit bases	251	\$3,053
024-GBT36/4860-29	48"W x 60"L x 29"H, (2) 24" Orbit bases	188	\$2,258
024-GBT36/4872-29	48"W x 72"L x 29"H, (2) 24" Orbit bases	198	\$2,400
024-GBT36/4884-29	48"W x 84"L x 29"H, (2) 24" Orbit bases	218	\$2,676
024-GBT36/4896-29	48"W x 96"L x 29"H, (2) 24" Orbit bases	256	\$2,684
024-GBT36/48120-29	48"W x 120"L x 29"H, (3) 24" Orbit bases	351	\$3,727
024-GBT36/48144-29	48"W x 144"L x 29"H, (3) 24" Orbit bases	354	\$4,011
032-GBT48/6072-29	60"W x 72"L x 29"H, (2) 32" Orbit bases	299	\$3,746
032-GBT48/6084-29	60"W x 84"L x 29"H, (2) 32" Orbit bases	327	\$4,089
032-GBT48/6096-29	60"W x 96"L x 29"H, (2) 32" Orbit bases	356	\$4,097
032-GBT48/60120-29	60"W x 120"L x 29"H, (3) 32" Orbit bases	501	\$5,776
032-GBT48/60144-29	60"W x 144"L x 29"H, (3) 32" Orbit bases	574	\$6,125
<b>5/8" Wood Bevel Edges</b>			
018-JBT30/3672-29	36"W x 72"L x 29"H, (2) 18" Orbit bases	156	\$1,968
018-JBT30/3684-29	36"W x 84"L x 29"H, (2) 18" Orbit bases	167	\$2,177
018-JBT30/3696-29	36"W x 96"L x 29"H, (2) 18" Orbit bases	172	\$2,184
018-JBT30/36120-29	36"W x 120"L x 29"H, (3) 18" Orbit bases	251	\$3,053
024-JBT36/4860-29	48"W x 60"L x 29"H, (2) 24" Orbit bases	188	\$2,258
024-JBT36/4872-29	48"W x 72"L x 29"H, (2) 24" Orbit bases	198	\$2,400
024-JBT36/4884-29	48"W x 84"L x 29"H, (2) 24" Orbit bases	218	\$2,676
024-JBT36/4896-29	48"W x 96"L x 29"H, (2) 24" Orbit bases	256	\$2,684
024-JBT36/48120-29	48"W x 120"L x 29"H, (3) 24" Orbit bases	351	\$3,727
024-JBT36/48144-29	48"W x 144"L x 29"H, (3) 24" Orbit bases	354	\$4,011
032-JBT48/6072-29	60"W x 72"L x 29"H, (2) 32" Orbit bases	299	\$3,746
032-JBT48/6084-29	60"W x 84"L x 29"H, (2) 32" Orbit bases	327	\$4,089
032-JBT48/6096-29	60"W x 96"L x 29"H, (2) 32" Orbit bases	356	\$4,097
032-JBT48/60120-29	60"W x 120"L x 29"H, (3) 32" Orbit bases	501	\$5,776
032-JBT48/60144-29	60"W x 144"L x 29"H, (3) 32" Orbit bases	574	\$6,125

**Required to order:** Model # including options if applicable, laminate selection and powder coat color.  
**If applicable:** PVC color, wood selection and wood finish color.



Boat



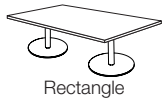
### Boat Tables (cont.)

Model Number	Description	Wgt	List Price
<b>1-1/4" Wood Bullnose Edges</b>			
018-LBT30/3672-29	36"W x 72"L x 29"H, (2) 18" Orbit bases	156	\$2,158
018-LBT30/3684-29	36"W x 84"L x 29"H, (2) 18" Orbit bases	167	\$2,423
018-LBT30/3696-29	36"W x 96"L x 29"H, (2) 18" Orbit bases	172	\$2,435
018-LBT30/36120-29	36"W x 120"L x 29"H, (3) 18" Orbit bases	251	\$3,366
024-LBT36/4860-29	48"W x 60"L x 29"H, (2) 24" Orbit bases	188	\$2,466
024-LBT36/4872-29	48"W x 72"L x 29"H, (2) 24" Orbit bases	198	\$2,658
024-LBT36/4884-29	48"W x 84"L x 29"H, (2) 24" Orbit bases	218	\$2,998
024-LBT36/4896-29	48"W x 96"L x 29"H, (2) 24" Orbit bases	256	\$3,009
024-LBT36/48120-29	48"W x 120"L x 29"H, (3) 24" Orbit bases	351	\$4,129
024-LBT36/48144-29	48"W x 144"L x 29"H, (3) 24" Orbit bases	354	\$4,490
032-LBT48/6072-29	60"W x 72"L x 29"H, (2) 32" Orbit bases	299	\$4,050
032-LBT48/6084-29	60"W x 84"L x 29"H, (2) 32" Orbit bases	327	\$4,487
032-LBT48/6096-29	60"W x 96"L x 29"H, (2) 32" Orbit bases	356	\$4,497
032-LBT48/60120-29	60"W x 120"L x 29"H, (3) 32" Orbit bases	501	\$6,271
032-LBT48/60144-29	60"W x 144"L x 29"H, (3) 32" Orbit bases	574	\$6,717

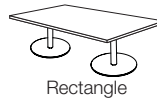
**Required to order:** Model # including options if applicable, laminate selection and powder coat color.  
**If applicable:** PVC color, wood selection and wood finish color.

# ORBIT

Ottomen  
Benches  
Chairs & Stools  
Interactive Seating  
Occasional Tables  
Tables  
Conference Tables  
Desks  
Technology Carts & Podiums  
Storage

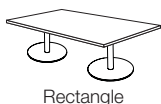


Rectangular Tables				
Model Number	Description	Wgt	List Price	
3mm PVC Edges				
018-C3660-29	36"W x 60"L x 29"H, (2) 18" Orbit bases	148	\$1,618	
018-C3672-29	36"W x 72"L x 29"H, (2) 18" Orbit bases	165	\$1,664	
018-C3684-29	36"W x 84"L x 29"H, (2) 18" Orbit bases	177	\$1,784	
018-C3696-29	36"W x 96"L x 29"H, (2) 18" Orbit bases	182	\$1,787	
018-C36120-29	36"W x 120"L x 29"H, (3) 18" Orbit bases	268	\$2,556	
018-C36144-29	36"W x 144"L x 29"H, (3) 18" Orbit bases	313	\$2,679	
3mm Wood Edges				
024-C4860-29	48"W x 60"L x 29"H, (2) 24" Orbit bases	188	\$1,926	
024-C4872-29	48"W x 72"L x 29"H, (2) 24" Orbit bases	208	\$2,011	
024-C4884-29	48"W x 84"L x 29"H, (2) 24" Orbit bases	228	\$2,135	
024-C4896-29	48"W x 96"L x 29"H, (2) 24" Orbit bases	247	\$2,138	
024-C48120-29	48"W x 120"L x 29"H, (3) 24" Orbit bases	332	\$3,082	
024-C48144-29	48"W x 144"L x 29"H, (3) 24" Orbit bases	371	\$3,150	
3mm Wood Edges				
032-C6072-29	60"W x 72"L x 29"H, (2) 32" Orbit bases	319	\$3,243	
032-C6084-29	60"W x 84"L x 29"H, (2) 32" Orbit bases	349	\$3,437	
032-C6096-29	60"W x 96"L x 29"H, (2) 32" Orbit bases	381	\$3,440	
032-C60120-29	60"W x 120"L x 29"H, (3) 32" Orbit bases	530	\$4,958	
032-C60144-29	60"W x 144"L x 29"H, (3) 32" Orbit bases	593	\$5,132	
3mm Wood Edges				
018-E3660-29	36"W x 60"L x 29"H, (2) 18" Orbit bases	148	\$1,769	
018-E3672-29	36"W x 72"L x 29"H, (2) 18" Orbit bases	165	\$1,816	
018-E3684-29	36"W x 84"L x 29"H, (2) 18" Orbit bases	177	\$1,939	
018-E3696-29	36"W x 96"L x 29"H, (2) 18" Orbit bases	182	\$1,942	
018-E36120-29	36"W x 120"L x 29"H, (3) 18" Orbit bases	268	\$2,810	
018-E36144-29	36"W x 144"L x 29"H, (3) 18" Orbit bases	313	\$2,983	
3mm Wood Edges				
024-E4860-29	48"W x 60"L x 29"H, (2) 24" Orbit bases	188	\$2,107	
024-E4872-29	48"W x 72"L x 29"H, (2) 24" Orbit bases	208	\$2,165	
024-E4884-29	48"W x 84"L x 29"H, (2) 24" Orbit bases	228	\$2,289	
024-E4896-29	48"W x 96"L x 29"H, (2) 24" Orbit bases	247	\$2,318	
024-E48120-29	48"W x 120"L x 29"H, (3) 24" Orbit bases	332	\$3,288	
024-E48144-29	48"W x 144"L x 29"H, (3) 24" Orbit bases	371	\$3,381	
3mm Wood Edges				
032-E6072-29	60"W x 72"L x 29"H, (2) 32" Orbit bases	319	\$3,423	
032-E6084-29	60"W x 84"L x 29"H, (2) 32" Orbit bases	349	\$3,643	
032-E6096-29	60"W x 96"L x 29"H, (2) 32" Orbit bases	381	\$3,646	
032-E60120-29	60"W x 120"L x 29"H, (3) 32" Orbit bases	530	\$5,189	
032-E60144-29	60"W x 144"L x 29"H, (3) 32" Orbit bases	593	\$5,386	



Rectangular Tables (cont.)				
Model Number	Description	Wgt	List Price	
5/8" Wood Bullnose Edges				
018-G3660-29	36"W x 60"L x 29"H, (2) 18" Orbit bases	148	\$1,832	
018-G3672-29	36"W x 72"L x 29"H, (2) 18" Orbit bases	165	\$1,883	
018-G3684-29	36"W x 84"L x 29"H, (2) 18" Orbit bases	177	\$2,052	
018-G3696-29	36"W x 96"L x 29"H, (2) 18" Orbit bases	182	\$2,059	
018-G36120-29	36"W x 120"L x 29"H, (3) 18" Orbit bases	268	\$2,921	
018-G36144-29	36"W x 144"L x 29"H, (3) 18" Orbit bases	313	\$3,117	
5/8" Wood Bullnose Edges				
024-G4860-29	48"W x 60"L x 29"H, (2) 24" Orbit bases	188	\$2,155	
024-G4872-29	48"W x 72"L x 29"H, (2) 24" Orbit bases	208	\$2,277	
024-G4884-29	48"W x 84"L x 29"H, (2) 24" Orbit bases	228	\$2,511	
024-G4896-29	48"W x 96"L x 29"H, (2) 24" Orbit bases	247	\$2,518	
024-G48120-29	48"W x 120"L x 29"H, (3) 24" Orbit bases	332	\$3,521	
024-G48144-29	48"W x 144"L x 29"H, (3) 24" Orbit bases	371	\$3,762	
5/8" Wood Bullnose Edges				
032-G6072-29	60"W x 72"L x 29"H, (2) 32" Orbit bases	319	\$3,591	
032-G6084-29	60"W x 84"L x 29"H, (2) 32" Orbit bases	349	\$3,883	
032-G6096-29	60"W x 96"L x 29"H, (2) 32" Orbit bases	381	\$3,891	
032-G60120-29	60"W x 120"L x 29"H, (3) 32" Orbit bases	530	\$5,518	
032-G60144-29	60"W x 144"L x 29"H, (3) 32" Orbit bases	593	\$5,816	

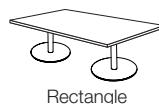
**Required to order:** Model # including options if applicable, laminate selection and powder coat color.  
**If applicable:** PVC color, wood selection and wood finish color.



Rectangle



Rectangular Tables (cont.)			
Model Number	Description	Wgt	List Price
<b>5/8" Wood Bevel Edges</b>			
018-J3660-29	36"W x 60"L x 29"H, (2) 18" Orbit bases	148	\$1,832
018-J3672-29	36"W x 72"L x 29"H, (2) 18" Orbit bases	165	\$1,883
018-J3684-29	36"W x 84"L x 29"H, (2) 18" Orbit bases	177	\$2,052
018-J3696-29	36"W x 96"L x 29"H, (2) 18" Orbit bases	182	\$2,059
018-J36120-29	36"W x 120"L x 29"H, (3) 18" Orbit bases	268	\$2,921
018-J36144-29	36"W x 144"L x 29"H, (3) 18" Orbit bases	313	\$3,117
<b>24" Wood Bullnose Edges</b>			
024-J4860-29	48"W x 60"L x 29"H, (2) 24" Orbit bases	188	\$2,155
024-J4872-29	48"W x 72"L x 29"H, (2) 24" Orbit bases	208	\$2,277
024-J4884-29	48"W x 84"L x 29"H, (2) 24" Orbit bases	228	\$2,511
024-J4896-29	48"W x 96"L x 29"H, (2) 24" Orbit bases	247	\$2,518
024-J48120-29	48"W x 120"L x 29"H, (3) 24" Orbit bases	332	\$3,521
024-J48144-29	48"W x 144"L x 29"H, (3) 24" Orbit bases	371	\$3,762
<b>32" Wood Bullnose Edges</b>			
032-J6072-29	60"W x 72"L x 29"H, (2) 32" Orbit bases	319	\$3,591
032-J6084-29	60"W x 84"L x 29"H, (2) 32" Orbit bases	349	\$3,883
032-J6096-29	60"W x 96"L x 29"H, (2) 32" Orbit bases	381	\$3,891
032-J60120-29	60"W x 120"L x 29"H, (3) 32" Orbit bases	530	\$5,518
032-J60144-29	60"W x 144"L x 29"H, (3) 32" Orbit bases	593	\$5,816



Rectangle



Rectangular Tables (cont.)			
Model Number	Description	Wgt	List Price
<b>1-1/4" Wood Bullnose Edges</b>			
018-L3660-29	36"W x 60"L x 29"H, (2) 18" Orbit bases	148	\$1,894
018-L3672-29	36"W x 72"L x 29"H, (2) 18" Orbit bases	165	\$1,972
018-L3684-29	36"W x 84"L x 29"H, (2) 18" Orbit bases	177	\$2,177
018-L3696-29	36"W x 96"L x 29"H, (2) 18" Orbit bases	182	\$2,187
018-L36120-29	36"W x 120"L x 29"H, (3) 18" Orbit bases	268	\$3,069
018-L36144-29	36"W x 144"L x 29"H, (3) 18" Orbit bases	313	\$3,293
<b>24" Wood Bullnose Edges</b>			
024-L4860-29	48"W x 60"L x 29"H, (2) 24" Orbit bases	188	\$2,260
024-L4872-29	48"W x 72"L x 29"H, (2) 24" Orbit bases	208	\$2,400
024-L4884-29	48"W x 84"L x 29"H, (2) 24" Orbit bases	228	\$2,669
024-L4896-29	48"W x 96"L x 29"H, (2) 24" Orbit bases	247	\$2,678
024-L48120-29	48"W x 120"L x 29"H, (3) 24" Orbit bases	332	\$3,717
024-L48144-29	48"W x 144"L x 29"H, (3) 24" Orbit bases	371	\$4,000
<b>32" Wood Bullnose Edges</b>			
032-L6072-29	60"W x 72"L x 29"H, (2) 32" Orbit bases	319	\$3,741
032-L6084-29	60"W x 84"L x 29"H, (2) 32" Orbit bases	349	\$4,075
032-L6096-29	60"W x 96"L x 29"H, (2) 32" Orbit bases	381	\$4,084
032-L60120-29	60"W x 120"L x 29"H, (3) 32" Orbit bases	530	\$5,754
032-L60144-29	60"W x 144"L x 29"H, (3) 32" Orbit bases	593	\$6,103

Ottomen

Benches

Chairs & Stools

Interactive Seating

Occasional Tables

Tables

Conference Tables

Desks

Technology Carts & Podiums

Storage

**Required to order:** Model # including options if applicable, laminate selection and powder coat color.  
**If applicable:** PVC color, wood selection and wood finish color.

## General Specifications

**Assembly:** Four legs are arrayed around an 8" diam. metal ring and are bolted with 1/4 20 machine screws to a square mounting plates at the top of each leg. At the bottom, the outer edges of the four legs fit within either a 26" or 32" square footprint, depending on the size specified.

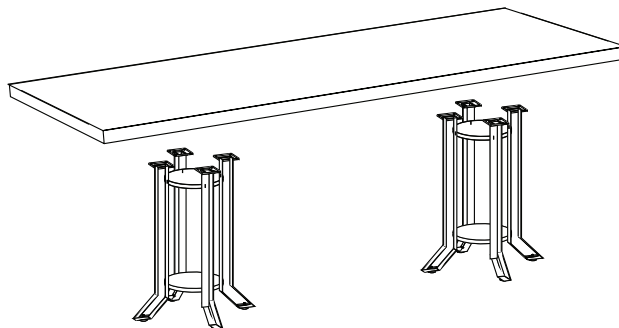
**Legs:** Legs are formed with 12 gauge steel tubing, 2" x 3" in section. Each leg is a weldment with the lower portion angle outward at a 45° angle. The top of each leg has a welded insert, drilled and tapped to accept two machine head screws to attach to a mounting plate. Legs are provided with adjustable leveling glides. Each leg provides a cable management channel to the floor.

**Mounting Plates:** Mounting plates are fabricated from 7 gauge steel. Each is bored and countersunk from the top to accept 1/4-20 flat head machine screws to attach the legs. Each leg receives one mounting plate. Each plate is also bored around the perimeter with mounting holes for the attachment to the table top.

**Steel Ring:** 12 gauge steel, formed into a continuous cylinder 1"H x 8" diam. Bored to pass mounting bolts for attachment to the legs. Ring is also bored with smaller holes to allow mounting of optional wood cylinder.

**Optional Wood Cylinder:** Approx 8" diam. x 15-1/2"H plywood cylinder fits between the underside of the mounting plate and the steel hoop and acts as a concealed passage for cabling. Cylinder is available in a variety of wood veneer.

**Finish:** See [mediatechnologies®](#) Finish and Color Guide for choices.



Racetrack

Racetrack Tables				
Model Number	Description	Wgt	List Price	
3mm PVC Edges				
Z25-CRT3672-29	36"W x 72"L x 29"H, (2) 25" Otz bases	184	\$2,346	
Z25-CRT3684-29	36"W x 84"L x 29"H, (2) 25" Otz bases	195	\$2,466	
Z25-CRT3696-29	36"W x 96"L x 29"H, (2) 25" Otz bases	200	\$2,470	
Z25-CRT36120-29	36"W x 120"L x 29"H, (3) 25" Otz bases	273	\$3,562	
Z25-CRT36144-29	36"W x 144"L x 29"H, (3) 25" Otz bases	300	\$3,705	
Z25-CRT4860-29	48"W x 60"L x 29"H, (2) 28" Otz bases	193	\$2,411	
Z25-CRT4872-29	48"W x 72"L x 29"H, (2) 28" Otz bases	198	\$2,496	
Z25-CRT4884-29	48"W x 84"L x 29"H, (2) 28" Otz bases	218	\$2,646	
Z25-CRT4896-29	48"W x 96"L x 29"H, (2) 28" Otz bases	256	\$2,649	
Z25-CRT48120-29	48"W x 120"L x 29"H, (3) 28" Otz bases	351	\$3,798	
Z25-CRT48144-29	48"W x 144"L x 29"H, (3) 28" Otz bases	434	\$3,865	
Z28-CRT6072-29	60"W x 72"L x 29"H, (2) 28" Otz bases	239	\$2,591	
Z28-CRT6084-29	60"W x 84"L x 29"H, (2) 28" Otz bases	267	\$2,811	
Z28-CRT6096-29	60"W x 96"L x 29"H, (2) 28" Otz bases	296	\$2,814	
Z28-CRT60120-29	60"W x 120"L x 29"H, (3) 28" Otz bases	411	\$3,969	
Z28-CRT60144-29	60"W x 144"L x 29"H, (3) 28" Otz bases	501	\$4,203	



Racetrack

Racetrack Tables (cont.)				
Model Number	Description	Wgt	List Price	
5/8" Wood Bullnose Edges				
Z25-GRT3672-29	36"W x 72"L x 29"H, (2) 25" Otz bases	184	\$2,638	
Z25-GRT3684-29	36"W x 84"L x 29"H, (2) 25" Otz bases	195	\$2,868	
Z25-GRT3696-29	36"W x 96"L x 29"H, (2) 25" Otz bases	200	\$2,876	
Z25-GRT36120-29	36"W x 120"L x 29"H, (3) 25" Otz bases	273	\$4,069	
Z25-GRT36144-29	36"W x 144"L x 29"H, (3) 25" Otz bases	300	\$4,314	
Z25-GRT4860-29	48"W x 60"L x 29"H, (2) 28" Otz bases	193	\$2,712	
Z25-GRT4872-29	48"W x 72"L x 29"H, (2) 28" Otz bases	198	\$2,868	
Z25-GRT4884-29	48"W x 84"L x 29"H, (2) 28" Otz bases	218	\$3,172	
Z25-GRT4896-29	48"W x 96"L x 29"H, (2) 28" Otz bases	256	\$3,179	
Z25-GRT48120-29	48"W x 120"L x 29"H, (3) 28" Otz bases	351	\$4,441	
Z25-GRT48144-29	48"W x 144"L x 29"H, (3) 28" Otz bases	434	\$4,753	
Z28-GRT6072-29	60"W x 72"L x 29"H, (2) 28" Otz bases	239	\$3,097	
Z28-GRT6084-29	60"W x 84"L x 29"H, (2) 28" Otz bases	267	\$3,475	
Z28-GRT6096-29	60"W x 96"L x 29"H, (2) 28" Otz bases	296	\$3,486	
Z28-GRT60120-29	60"W x 120"L x 29"H, (3) 28" Otz bases	411	\$4,818	
Z28-GRT60144-29	60"W x 144"L x 29"H, (3) 28" Otz bases	501	\$5,203	



Wire Grommets				
Model #	Description	Wgt	List Price	
A30G	80mm Grommet Installed	0.02	\$32	

Optional Wood Cylinder Insert				
Substitute ZC for Z in Model Number	Description	Wgt	List Price	
	Wood Cylinder		\$632	

**Required to order:** Model # including options if applicable, laminate selection and powder coat color.  
**If applicable:** PVC color, wood selection and wood finish color.






Racetrack



Racetrack Tables (cont.)			
Model Number	Description	Wt.	List Price
<b>5/8" Wood Bevel Edges</b>			
Z25-JRT3672-29	36"W x 72"L x 29"H, (2) 25" Otz bases	184	\$2,638
Z25-JRT3684-29	36"W x 84"L x 29"H, (2) 25" Otz bases	195	\$2,868
Z25-JRT3696-29	36"W x 96"L x 29"H, (2) 25" Otz bases	200	\$2,876
Z25-JRT36120-29	36"W x 120"L x 29"H, (3) 25" Otz bases	273	\$4,069
Z25-JRT36144-29	36"W x 144"L x 29"H, (3) 25" Otz bases	300	\$4,314
Z25-JRT4860-29	48"W x 60"L x 29"H, (2) 28" Otz bases	193	\$2,712
Z25-JRT4872-29	48"W x 72"L x 29"H, (2) 28" Otz bases	198	\$2,868
Z25-JRT4884-29	48"W x 84"L x 29"H, (2) 28" Otz bases	218	\$3,172
Z25-JRT4896-29	48"W x 96"L x 29"H, (2) 28" Otz bases	256	\$3,179
Z25-JRT48120-29	48"W x 120"L x 29"H, (3) 28" Otz bases	351	\$4,441
Z25-JRT48144-29	48"W x 144"L x 29"H, (3) 28" Otz bases	434	\$4,753
Z28-JRT6072-29	60"W x 72"L x 29"H, (2) 28" Otz bases	239	\$3,097
Z28-JRT6084-29	60"W x 84"L x 29"H, (2) 28" Otz bases	267	\$3,475
Z28-JRT6096-29	60"W x 96"L x 29"H, (2) 28" Otz bases	296	\$3,486
Z28-JRT60120-29	60"W x 120"L x 29"H, (3) 28" Otz bases	411	\$4,818
Z28-JRT60144-29	60"W x 144"L x 29"H, (3) 28" Otz bases	501	\$5,203
<b>1-1/4" Wood Bullnose Edges</b>			
Z25-LRT3672-29	36"W x 72"L x 29"H, (2) 25" Otz bases	184	\$2,806
Z25-LRT3684-29	36"W x 84"L x 29"H, (2) 25" Otz bases	195	\$3,083
Z25-LRT3696-29	36"W x 96"L x 29"H, (2) 25" Otz bases	200	\$3,095
Z25-LRT36120-29	36"W x 120"L x 29"H, (3) 25" Otz bases	273	\$4,343
Z25-LRT36144-29	36"W x 144"L x 29"H, (3) 25" Otz bases	300	\$4,643
Z25-LRT4860-29	48"W x 60"L x 29"H, (2) 28" Otz bases	193	\$2,894
Z25-LRT4872-29	48"W x 72"L x 29"H, (2) 28" Otz bases	198	\$3,095
Z25-LRT4884-29	48"W x 84"L x 29"H, (2) 28" Otz bases	218	\$3,451
Z25-LRT4896-29	48"W x 96"L x 29"H, (2) 28" Otz bases	256	\$3,462
Z25-LRT48120-29	48"W x 120"L x 29"H, (3) 28" Otz bases	351	\$4,792
Z25-LRT48144-29	48"W x 144"L x 29"H, (3) 28" Otz bases	434	\$5,170
Z28-LRT6072-29	60"W x 72"L x 29"H, (2) 28" Otz bases	239	\$3,362
Z28-LRT6084-29	60"W x 84"L x 29"H, (2) 28" Otz bases	267	\$3,821
Z28-LRT6096-29	60"W x 96"L x 29"H, (2) 28" Otz bases	296	\$3,831
Z28-LRT60120-29	60"W x 120"L x 29"H, (3) 28" Otz bases	411	\$5,248
Z28-LRT60144-29	60"W x 144"L x 29"H, (3) 28" Otz bases	501	\$5,716



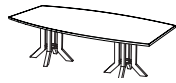
Boat



Boat Tables			
Model Number	Description	Wgt	List Price
<b>3mm PVC Edges</b>			
Z25-CBT30/3672-29	36"W x 72"L x 29"H, (2) 25" Otz bases	184	\$2,346
Z25-CBT30/3684-29	36"W x 84"L x 29"H, (2) 25" Otz bases	195	\$2,466
Z25-CBT30/3696-29	36"W x 96"L x 29"H, (2) 25" Otz bases	200	\$2,470
Z25-CBT30/36120-29	36"W x 120"L x 29"H, (3) 25" Otz bases	273	\$3,562
Z25-CBT30/36144-29	36"W x 144"L x 29"H, (3) 25" Otz bases	300	\$3,705
Z25-CBT36/4860-29	48"W x 60"L x 29"H, (2) 28" Otz bases	193	\$2,411
Z25-CBT36/4872-29	48"W x 72"L x 29"H, (2) 28" Otz bases	198	\$2,496
Z25-CBT36/4884-29	48"W x 84"L x 29"H, (2) 28" Otz bases	218	\$2,646
Z25-CBT36/4896-29	48"W x 96"L x 29"H, (2) 28" Otz bases	256	\$2,649
Z25-CBT36/48120-29	48"W x 120"L x 29"H, (3) 28" Otz bases	351	\$3,798
Z25-CBT36/48144-29	48"W x 144"L x 29"H, (3) 28" Otz bases	434	\$3,865
Z28-CBT48/6072-29	60"W x 72"L x 29"H, (2) 28" Otz bases	239	\$2,591
Z28-CBT48/6084-29	60"W x 84"L x 29"H, (2) 28" Otz bases	267	\$2,811
Z28-CBT48/6096-29	60"W x 96"L x 29"H, (2) 28" Otz bases	296	\$2,814
Z28-CBT48/60120-29	60"W x 120"L x 29"H, (3) 28" Otz bases	411	\$3,969
Z28-CBT48/60144-29	60"W x 144"L x 29"H, (3) 28" Otz bases	501	\$4,203
<b>3mm Wood Edges</b>			
Z25-EBT30/3672-29	36"W x 72"L x 29"H, (2) 25" Otz bases	184	\$2,552
Z25-EBT30/3684-29	36"W x 84"L x 29"H, (2) 25" Otz bases	195	\$2,673
Z25-EBT30/3696-29	36"W x 96"L x 29"H, (2) 25" Otz bases	200	\$2,676
Z25-EBT30/36120-29	36"W x 120"L x 29"H, (3) 25" Otz bases	273	\$3,820
Z25-EBT30/36144-29	36"W x 144"L x 29"H, (3) 25" Otz bases	300	\$4,014
Z25-EBT36/4860-29	48"W x 60"L x 29"H, (2) 28" Otz bases	193	\$2,617
Z25-EBT36/4872-29	48"W x 72"L x 29"H, (2) 28" Otz bases	198	\$2,727
Z25-EBT36/4884-29	48"W x 84"L x 29"H, (2) 28" Otz bases	218	\$2,877
Z25-EBT36/4896-29	48"W x 96"L x 29"H, (2) 28" Otz bases	256	\$2,907
Z25-EBT36/48120-29	48"W x 120"L x 29"H, (3) 28" Otz bases	351	\$4,056
Z25-EBT36/48144-29	48"W x 144"L x 29"H, (3) 28" Otz bases	434	\$4,149
Z28-EBT48/6072-29	60"W x 72"L x 29"H, (2) 28" Otz bases	239	\$2,849
Z28-EBT48/6084-29	60"W x 84"L x 29"H, (2) 28" Otz bases	267	\$3,093
Z28-EBT48/6096-29	60"W x 96"L x 29"H, (2) 28" Otz bases	296	\$3,097
Z28-EBT48/60120-29	60"W x 120"L x 29"H, (3) 28" Otz bases	411	\$4,278
Z28-EBT48/60144-29	60"W x 144"L x 29"H, (3) 28" Otz bases	501	\$4,512

**Required to order:** Model # including options if applicable, laminate selection and powder coat color.  
**If applicable:** PVC color, wood selection and wood finish color.

OTTOMEN  
 Benches  
 Chairs & Stools  
 Interactive Seating  
 Occasional Tables  
 Tables  
 Conference Tables  
 Desks  
 Technology Carts & Podiums  
 Storage



Boat



Boat Tables (cont'd)			
Model Number	Description	Wt.	List Price
<b>5/8" Wood Bullnose Edges</b>			
Z25-GBT30/3672-29	36"W x 72"L x 29"H, (2) 25" Otz bases	184	\$2,571
Z25-GBT30/3684-29	36"W x 84"L x 29"H, (2) 25" Otz bases	195	\$2,780
Z25-GBT30/3696-29	36"W x 96"L x 29"H, (2) 25" Otz bases	200	\$2,788
Z25-GBT30/36120-29	36"W x 120"L x 29"H, (3) 25" Otz bases	273	\$3,958
Z25-GBT30/36144-29	36"W x 144"L x 29"H, (3) 25" Otz bases	300	\$4,182
Z25-GBT36/4860-29	48"W x 60"L x 29"H, (2) 28" Otz bases	193	\$2,639
Z25-GBT36/4872-29	48"W x 72"L x 29"H, (2) 28" Otz bases	198	\$2,780
Z25-GBT36/4884-29	48"W x 84"L x 29"H, (2) 28" Otz bases	218	\$3,056
Z25-GBT36/4896-29	48"W x 96"L x 29"H, (2) 28" Otz bases	256	\$3,063
Z25-GBT36/48120-29	48"W x 120"L x 29"H, (3) 28" Otz bases	351	\$4,296
Z25-GBT36/48144-29	48"W x 144"L x 29"H, (3) 28" Otz bases	434	\$4,580
Z28-GBT48/6072-29	60"W x 72"L x 29"H, (2) 28" Otz bases	239	\$2,988
Z28-GBT48/6084-29	60"W x 84"L x 29"H, (2) 28" Otz bases	267	\$3,331
Z28-GBT48/6096-29	60"W x 96"L x 29"H, (2) 28" Otz bases	296	\$3,340
Z28-GBT48/60120-29	60"W x 120"L x 29"H, (3) 28" Otz bases	411	\$4,639
Z28-GBT48/60144-29	60"W x 144"L x 29"H, (3) 28" Otz bases	501	\$4,989
<b>5/8" Wood Bevel Edges</b>			
Z25-JBT30/3672-29	36"W x 72"L x 29"H, (2) 25" Otz bases	184	\$2,571
Z25-JBT30/3684-29	36"W x 84"L x 29"H, (2) 25" Otz bases	195	\$2,780
Z25-JBT30/3696-29	36"W x 96"L x 29"H, (2) 25" Otz bases	200	\$2,788
Z25-JBT30/36120-29	36"W x 120"L x 29"H, (3) 25" Otz bases	273	\$3,958
Z25-JBT30/36144-29	36"W x 144"L x 29"H, (3) 25" Otz bases	300	\$4,182
Z25-JBT36/4860-29	48"W x 60"L x 29"H, (2) 28" Otz bases	193	\$2,639
Z25-JBT36/4872-29	48"W x 72"L x 29"H, (2) 28" Otz bases	198	\$2,780
Z25-JBT36/4884-29	48"W x 84"L x 29"H, (2) 28" Otz bases	218	\$3,056
Z25-JBT36/4896-29	48"W x 96"L x 29"H, (2) 28" Otz bases	256	\$3,063
Z25-JBT36/48120-29	48"W x 120"L x 29"H, (3) 28" Otz bases	351	\$4,296
Z25-JBT36/48144-29	48"W x 144"L x 29"H, (3) 28" Otz bases	434	\$4,580
Z28-JBT48/6072-29	60"W x 72"L x 29"H, (2) 28" Otz bases	239	\$2,988
Z28-JBT48/6084-29	60"W x 84"L x 29"H, (2) 28" Otz bases	267	\$3,331
Z28-JBT48/6096-29	60"W x 96"L x 29"H, (2) 28" Otz bases	296	\$3,340
Z28-JBT48/60120-29	60"W x 120"L x 29"H, (3) 28" Otz bases	411	\$4,639
Z28-JBT48/60144-29	60"W x 144"L x 29"H, (3) 28" Otz bases	501	\$4,989



Boat



Boat Tables (cont'd)			
Model Number	Description	Wgt	List Price
<b>1-1/4" Wood Bullnose Edges</b>			
Z25-LBT30/3672-29	36"W x 72"L x 29"H, (2) 25" Otz bases	184	\$2,762
Z25-LBT30/3684-29	36"W x 84"L x 29"H, (2) 25" Otz bases	195	\$3,027
Z25-LBT30/3696-29	36"W x 96"L x 29"H, (2) 25" Otz bases	200	\$3,038
Z25-LBT30/36120-29	36"W x 120"L x 29"H, (3) 25" Otz bases	273	\$4,272
Z25-LBT30/36144-29	36"W x 144"L x 29"H, (3) 25" Otz bases	300	\$4,557
Z25-LBT36/4860-29	48"W x 60"L x 29"H, (2) 28" Otz bases	193	\$2,847
Z25-LBT36/4872-29	48"W x 72"L x 29"H, (2) 28" Otz bases	198	\$3,038
Z25-LBT36/4884-29	48"W x 84"L x 29"H, (2) 28" Otz bases	218	\$3,378
Z25-LBT36/4896-29	48"W x 96"L x 29"H, (2) 28" Otz bases	256	\$3,388
Z25-LBT36/48120-29	48"W x 120"L x 29"H, (3) 28" Otz bases	351	\$4,698
Z25-LBT36/48144-29	48"W x 144"L x 29"H, (3) 28" Otz bases	434	\$5,059
Z28-LBT48/6072-29	60"W x 72"L x 29"H, (2) 28" Otz bases	239	\$3,292
Z28-LBT48/6084-29	60"W x 84"L x 29"H, (2) 28" Otz bases	267	\$3,729
Z28-LBT48/6096-29	60"W x 96"L x 29"H, (2) 28" Otz bases	296	\$3,740
Z28-LBT48/60120-29	60"W x 120"L x 29"H, (3) 28" Otz bases	411	\$5,135
Z28-LBT48/60144-29	60"W x 144"L x 29"H, (3) 28" Otz bases	501	\$5,581

### Optional Wood Cylinder Insert

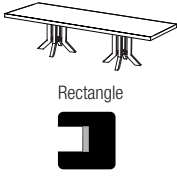
Substitute ZC for Z in Model Number	Description	Wgt	List Price
	Wood Cylinder		\$632

### Wire Grommets

Model #	Description	Wgt	List Price
A30G	80mm Grommet Installed	0.02	\$31



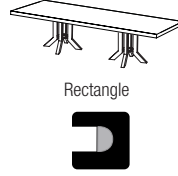
**Required to order:** Model # including options if applicable, laminate selection and powder coat color.  
**If applicable:** PVC color, wood selection and wood finish color.



Rectangle



Rectangle Tables			
Model Number	Description	Wgt	List Price
3mm PVC Edges			
Z25-C3672-29	36"W x 72"L x 29"H, (2) 25" Otz bases	193	\$2,268
Z25-C3684-29	36"W x 84"L x 29"H, (2) 25" Otz bases	205	\$2,388
Z25-C3696-29	36"W x 96"L x 29"H, (2) 25" Otz bases	210	\$2,391
Z25-C36120-29	36"W x 120"L x 29"H, (3) 25" Otz bases	285	\$3,463
Z25-C36144-29	36"W x 144"L x 29"H, (3) 25" Otz bases	315	\$3,586
Z25-C4860-29	48"W x 60"L x 29"H, (2) 28" Otz bases	193	\$2,306
Z25-C4872-29	48"W x 72"L x 29"H, (2) 28" Otz bases	208	\$2,391
Z25-C4884-29	48"W x 84"L x 29"H, (2) 28" Otz bases	228	\$2,514
Z25-C4896-29	48"W x 96"L x 29"H, (2) 28" Otz bases	247	\$2,517
Z25-C48120-29	48"W x 120"L x 29"H, (3) 28" Otz bases	332	\$3,651
Z25-C48144-29	48"W x 144"L x 29"H, (3) 28" Otz bases	371	\$3,719
Z28-C6072-29	60"W x 72"L x 29"H, (2) 28" Otz bases	259	\$2,486
Z28-C6084-29	60"W x 84"L x 29"H, (2) 28" Otz bases	289	\$2,679
Z28-C6096-29	60"W x 96"L x 29"H, (2) 28" Otz bases	321	\$2,683
Z28-C60120-29	60"W x 120"L x 29"H, (3) 28" Otz bases	440	\$3,822
Z28-C60144-29	60"W x 144"L x 29"H, (3) 28" Otz bases	503	\$3,992
3mm Wood Edges			
Z25-E3672-29	36"W x 72"L x 29"H, (2) 25" Otz bases	193	\$2,419
Z25-E3684-29	36"W x 84"L x 29"H, (2) 25" Otz bases	205	\$2,543
Z25-E3696-29	36"W x 96"L x 29"H, (2) 25" Otz bases	210	\$2,546
Z25-E36120-29	36"W x 120"L x 29"H, (3) 25" Otz bases	285	\$3,656
Z25-E36144-29	36"W x 144"L x 29"H, (3) 25" Otz bases	315	\$3,819
Z25-E4860-29	48"W x 60"L x 29"H, (2) 28" Otz bases	193	\$2,487
Z25-E4872-29	48"W x 72"L x 29"H, (2) 28" Otz bases	208	\$2,546
Z25-E4884-29	48"W x 84"L x 29"H, (2) 28" Otz bases	228	\$2,669
Z25-E4896-29	48"W x 96"L x 29"H, (2) 28" Otz bases	247	\$2,698
Z25-E48120-29	48"W x 120"L x 29"H, (3) 28" Otz bases	332	\$3,857
Z25-E48144-29	48"W x 144"L x 29"H, (3) 28" Otz bases	371	\$3,950
Z28-E6072-29	60"W x 72"L x 29"H, (2) 28" Otz bases	259	\$2,665
Z28-E6084-29	60"W x 84"L x 29"H, (2) 28" Otz bases	289	\$2,885
Z28-E6096-29	60"W x 96"L x 29"H, (2) 28" Otz bases	321	\$2,889
Z28-E60120-29	60"W x 120"L x 29"H, (3) 28" Otz bases	440	\$3,022
Z28-E60144-29	60"W x 144"L x 29"H, (3) 28" Otz bases	503	\$4,250



Rectangle



Rectangle Tables			
Model Number	Description	Wgt	List Price
5/8" Wood Bullnose Edges			
Z25-G3672-29	36"W x 72"L x 29"H, (2) 25" Otz bases	193	\$2,487
Z25-G3684-29	36"W x 84"L x 29"H, (2) 25" Otz bases	205	\$2,656
Z25-G3696-29	36"W x 96"L x 29"H, (2) 25" Otz bases	210	\$2,663
Z25-G36120-29	36"W x 120"L x 29"H, (3) 25" Otz bases	285	\$3,804
Z25-G36144-29	36"W x 144"L x 29"H, (3) 25" Otz bases	315	\$3,995
Z25-G4860-29	48"W x 60"L x 29"H, (2) 28" Otz bases	193	\$2,536
Z25-G4872-29	48"W x 72"L x 29"H, (2) 28" Otz bases	208	\$2,656
Z25-G4884-29	48"W x 84"L x 29"H, (2) 28" Otz bases	228	\$2,891
Z25-G4896-29	48"W x 96"L x 29"H, (2) 28" Otz bases	247	\$2,898
Z25-G48120-29	48"W x 120"L x 29"H, (3) 28" Otz bases	332	\$4,090
Z25-G48144-29	48"W x 144"L x 29"H, (3) 28" Otz bases	371	\$4,332
Z28-G6072-29	60"W x 72"L x 29"H, (2) 28" Otz bases	259	\$2,833
Z28-G6084-29	60"W x 84"L x 29"H, (2) 28" Otz bases	289	\$3,125
Z28-G6096-29	60"W x 96"L x 29"H, (2) 28" Otz bases	321	\$3,133
Z28-G60120-29	60"W x 120"L x 29"H, (3) 28" Otz bases	440	\$4,381
Z28-G60144-29	60"W x 144"L x 29"H, (3) 28" Otz bases	503	\$4,680
5/8" Wood Bevel Edges			
Z25-J3672-29	36"W x 72"L x 29"H, (2) 25" Otz bases	193	\$2,487
Z25-J3684-29	36"W x 84"L x 29"H, (2) 25" Otz bases	205	\$2,656
Z25-J3696-29	36"W x 96"L x 29"H, (2) 25" Otz bases	210	\$2,663
Z25-J36120-29	36"W x 120"L x 29"H, (3) 25" Otz bases	285	\$3,804
Z25-J36144-29	36"W x 144"L x 29"H, (3) 25" Otz bases	315	\$3,995
Z25-J4860-29	48"W x 60"L x 29"H, (2) 28" Otz bases	193	\$2,536
Z25-J4872-29	48"W x 72"L x 29"H, (2) 28" Otz bases	208	\$2,656
Z25-J4884-29	48"W x 84"L x 29"H, (2) 28" Otz bases	228	\$2,891
Z25-J4896-29	48"W x 96"L x 29"H, (2) 28" Otz bases	247	\$2,898
Z25-J48120-29	48"W x 120"L x 29"H, (3) 28" Otz bases	332	\$4,090
Z25-J48144-29	48"W x 144"L x 29"H, (3) 28" Otz bases	371	\$4,332
Z28-J6072-29	60"W x 72"L x 29"H, (2) 28" Otz bases	259	\$2,833
Z28-J6084-29	60"W x 84"L x 29"H, (2) 28" Otz bases	289	\$3,125
Z28-J6096-29	60"W x 96"L x 29"H, (2) 28" Otz bases	321	\$3,133
Z28-J60120-29	60"W x 120"L x 29"H, (3) 28" Otz bases	440	\$4,381
Z28-J60144-29	60"W x 144"L x 29"H, (3) 28" Otz bases	503	\$4,680



**Required to order:** Model # including options if applicable, laminate selection and powder coat color.  
**If applicable:** PVC color, wood selection and wood finish color.

Ottomen  
Benches  
Chairs & Stools  
Interactive Seating  
Occasional Tables  
Tables  
Conference Tables  
Desks  
Technology Carts & Podiums  
Storage



Rectangle



### Rectangle Tables (cont.)

Model Number	Description	Wgt	List Price
<b>1-1/4" Wood Bullnose Edges</b>			
Z25-L3672-29	36"W x 72"L x 29"H, (2) 25" Otz bases	193	\$2,575
Z25-L3684-29	36"W x 84"L x 29"H, (2) 25" Otz bases	205	\$2,780
Z25-L3696-29	36"W x 96"L x 29"H, (2) 25" Otz bases	210	\$2,791
Z25-L36120-29	36"W x 120"L x 29"H, (3) 25" Otz bases	285	\$3,962
Z25-L36144-29	36"W x 144"L x 29"H, (3) 25" Otz bases	315	\$4,186
Z25-L4860-29	48"W x 60"L x 29"H, (2) 28" Otz bases	193	\$2,641
Z25-L4872-29	48"W x 72"L x 29"H, (2) 28" Otz bases	208	\$2,780
Z25-L4884-29	48"W x 84"L x 29"H, (2) 28" Otz bases	228	\$3,049
Z25-L4896-29	48"W x 96"L x 29"H, (2) 28" Otz bases	247	\$3,058
Z25-L48120-29	48"W x 120"L x 29"H, (3) 28" Otz bases	332	\$4,286
Z25-L48144-29	48"W x 144"L x 29"H, (3) 28" Otz bases	371	\$4,570
Z28-L6072-29	60"W x 72"L x 29"H, (2) 28" Otz bases	259	\$2,983
Z28-L6084-29	60"W x 84"L x 29"H, (2) 28" Otz bases	289	\$3,317
Z28-L6096-29	60"W x 96"L x 29"H, (2) 28" Otz bases	321	\$3,326
Z28-L60120-29	60"W x 120"L x 29"H, (3) 28" Otz bases	440	\$4,618
Z28-L60144-29	60"W x 144"L x 29"H, (3) 28" Otz bases	503	\$4,966

### Optional Wood Cylinder Insert

Substitute ZC for Z in Model Number	Description	Wgt	List Price
	Wood Cylinder		\$632

### Wire Grommets

Model #	Description	Wgt	List Price
A30G	80mm Grommet Installed	0.02	\$32



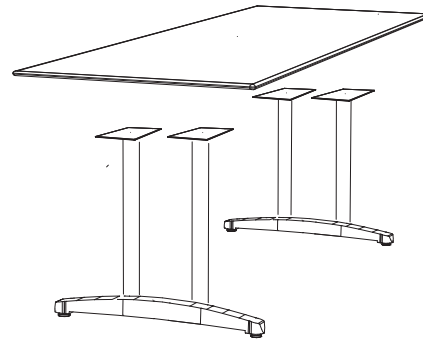
**Required to order:** Model # including options if applicable, laminate selection and powder coat color.  
**If applicable:** PVC color, wood selection and wood finish color.

## General Specifications

**Table Top:** Table tops are 1-1/4" thick, three-ply 45# particleboard construction, or MDF for DuraTuf-edged tops, with .050" high-pressure laminate top surface and a phenolic backer.

**T-Base – Single and Double Column:** Cast aluminum base has a 2-1/4" diameter column with bolted horizontal cast aluminum base and fabricated steel mounting plate. 187" thick x 6"D x 8"W. Can be specified to be adjustable height via spring clip mechanism, range is 6".

**Finish:** Standard powder coat on all metal parts is black; other colors may be specified. See **mediatechnologies®** Finish and Color Guide for choices.



Racetrack Y Base



Racetrack TT Base



Racetrack Y Base



Racetrack Y Base



Racetrack TT Base

Racetrack Tables			
Model Number	Description	Wgt	List Price
3mm PVC Edges			
DY34-CRT3672-29	36"W x 72"L x 29"H, (2) 34" Y bases	118	\$1,357
DY34-CRT3684-29	36"W x 84"L x 29"H, (2) 34" Y bases	134	\$1,484
DY34-CRT3696-29	36"W x 96"L x 29"H, (2) 34" Y bases	139	\$1,511
DTT34-CRT36120-29	36"W x 120"L x 29"H, (3) 34" TT bases	202	\$1,958
DY34-CRT4872-29	48"W x 72"L x 29"H, (2) 34" Y bases	152	\$1,508
DY34-CRT4884-29	48"W x 84"L x 29"H, (2) 34" Y bases	172	\$1,663
DY34-CRT4896-29	48"W x 96"L x 29"H, (2) 34" Y bases	210	\$1,689
DTT34-CRT48120-29	48"W x 120"L x 29"H, (3) 34" TT bases	282	\$2,195
DTT34-CRT48144-29	48"W x 144"L x 29"H, (3) 40" TT bases	365	\$2,262
DTT40-CRT6072-29	60"W x 72"L x 29"H, (2) 40" TT bases	193	\$1,564
DTT40-CRT6084-29	60"W x 84"L x 29"H, (2) 40" TT bases	221	\$1,784
DTT40-CRT6096-29	60"W x 96"L x 29"H, (2) 40" TT bases	250	\$1,787
DTT40-CRT60120-29	60"W x 120"L x 29"H, (3) 40" TT bases	342	\$2,429
DTT40-CRT60144-29	60"W x 144"L x 29"H, (3) 40" TT bases	415	\$2,662
5/8" Wood Bullnose Edges			
DY34-GRT3672-29	36"W x 72"L x 29"H, (2) 34" Y bases	118	\$1,648
DY34-GRT3684-29	36"W x 84"L x 29"H, (2) 34" Y bases	134	\$1,885
DY34-GRT3696-29	36"W x 96"L x 29"H, (2) 34" Y bases	139	\$1,917
DTT34-GRT36120-29	36"W x 120"L x 29"H, (3) 34" TT bases	202	\$2,465
DY34-GRT4872-29	48"W x 72"L x 29"H, (2) 34" Y bases	152	\$1,879
DY34-GRT4884-29	48"W x 84"L x 29"H, (2) 34" Y bases	172	\$2,189
DY34-GRT4896-29	48"W x 96"L x 29"H, (2) 34" Y bases	210	\$2,220
DTT34-GRT48120-29	48"W x 120"L x 29"H, (3) 34" TT bases	282	\$2,838
DTT34-GRT48144-29	48"W x 144"L x 29"H, (3) 34" TT bases	365	\$3,150
DTT40-GRT6072-29	60"W x 72"L x 29"H, (2) 40" TT bases	193	\$2,071
DTT40-GRT6084-29	60"W x 84"L x 29"H, (2) 40" TT bases	221	\$2,448
DTT40-GRT6096-29	60"W x 96"L x 29"H, (2) 40" TT bases	250	\$2,459
DTT40-GRT60120-29	60"W x 120"L x 29"H, (3) 40" TT bases	342	\$3,278
DTT40-GRT60144-29	60"W x 144"L x 29"H, (3) 40" TT bases	415	\$3,663



Racetrack TT Base



Racetrack Y Base



Racetrack Y Base



Racetrack TT Base



Racetrack Y Base

Racetrack Tables (cont.)			
Model Number	Description	Wgt	List Price
DTT40-GRT6072-29	60"W x 72"L x 29"H, (2) 40" TT bases	193	\$2,071
DTT40-GRT6084-29	60"W x 84"L x 29"H, (2) 40" TT bases	221	\$2,448
DTT40-GRT6096-29	60"W x 96"L x 29"H, (2) 40" TT bases	250	\$2,459
DTT40-GRT60120-29	60"W x 120"L x 29"H, (3) 40" TT bases	342	\$3,278
DTT40-GRT60144-29	60"W x 144"L x 29"H, (3) 40" TT bases	415	\$3,663
5/8" Wood Bevel Edges			
DY34-JRT3672-29	36"W x 72"L x 29"H, (2) 34" Y bases	118	\$1,648
DY34-JRT3684-29	36"W x 84"L x 29"H, (2) 34" Y bases	134	\$1,886
DY34-JRT3696-29	36"W x 96"L x 29"H, (2) 34" Y bases	139	\$1,917
DTT34-JRT36120-29	36"W x 120"L x 29"H, (3) 34" TT bases	202	\$2,465
DY34-JRT4872-29	48"W x 72"L x 29"H, (2) 34" Y bases	152	\$1,879
DY34-JRT4884-29	48"W x 84"L x 29"H, (2) 34" Y bases	172	\$2,189
DY34-JRT4896-29	48"W x 96"L x 29"H, (2) 34" Y bases	210	\$2,220
DTT34-JRT48120-29	48"W x 120"L x 29"H, (3) 34" TT bases	282	\$2,838
DTT34-JRT48144-29	48"W x 144"L x 29"H, (3) 34" TT bases	365	\$3,150
DTT40-JRT6072-29	60"W x 72"L x 29"H, (2) 40" TT bases	193	\$2,071
DTT40-JRT6084-29	60"W x 84"L x 29"H, (2) 40" TT bases	221	\$2,448
DTT40-JRT6096-29	60"W x 96"L x 29"H, (2) 40" TT bases	250	\$2,459
DTT40-JRT60120-29	60"W x 120"L x 29"H, (3) 40" TT bases	342	\$3,278
DTT40-JRT60144-29	60"W x 144"L x 29"H, (3) 40" TT bases	415	\$3,663

**Required to order:** Model # including options if applicable, laminate selection and powder coat color.  
**If applicable:** PVC color, wood selection and wood finish color.

# DERBY CONFERENCE

Ottomen  
Benches  
Chairs & Stools  
Interactive Seating  
Occasional Tables  
Tables  
Conference Tables  
Desks  
Technology Carts & Podiums  
Storage



Racetrack Y Base



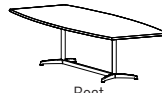
Racetrack TT Base



Boat Y Base



Boat TT Base



Boat Y Base



Boat TT Base



Racetrack Tables (cont.)				
Model Number	Description	Wgt.	List Price	
1-1/4" Wood Bullnose Edges				
DY34-LRT3672-29	36"W x 72"L x 29"H, (2) 34" Y bases	118	\$1,817	
DY34-LRT3684-29	36"W x 84"L x 29"H, (2) 34" Y bases	134	\$2,100	
DY34-LRT3696-29	36"W x 96"L x 29"H, (2) 34" Y bases	139	\$2,136	
DTT34-LRT36120-29	36"W x 120"L x 29"H, (3) 34" TT bases	202	\$2,740	
DY34-LRT4872-29	48"W x 72"L x 29"H, (2) 34" Y bases	152	\$2,106	
DY34-LRT4884-29	48"W x 84"L x 29"H, (2) 34" Y bases	172	\$2,469	
DY34-LRT4896-29	48"W x 96"L x 29"H, (2) 34" Y bases	210	\$2,503	
DTT34-LRT48120-29	48"W x 120"L x 29"H, (3) 34" TT bases	282	\$3,189	
DTT434-LRT48144-29	48"W x 144"L x 29"H, (3) 34" TT bases	365	\$3,566	
DTT40-LRT6072-29	60"W x 72"L x 29"H, (2) 40" TT bases	193	\$2,336	
DTT40-LRT6084-29	60"W x 84"L x 29"H, (2) 40" TT bases	221	\$2,794	
DTT40-LRT6096-29	60"W x 96"L x 29"H, (2) 40" TT bases	250	\$2,805	
DTT40-LRT60120-29	60"W x 120"L x 29"H, (3) 40" TT bases	342	\$3,708	
DTT40-LRT60144-29	60"W x 144"L x 29"H, (3) 40" TT bases	415	\$4,176	

Boat Tables				
Model Number	Description	Wgt.	List Price	
3mm PVC Edges				
DY34-CBT30/3672-29	36"W x 72"L x 29"H, (2) 34" Y bases	118	\$1,357	
DY34-CBT30/3684-29	36"W x 84"L x 29"H, (2) 34" Y bases	134	\$1,484	
DY34-CBT30/3696-29	36"W x 96"L x 29"H, (2) 34" Y bases	139	\$1,511	
DTT34-CBT30/36120-29	36"W x 120"L x 29"H, (3) 34" TT bases	202	\$1,958	
DY34-CBT36/4872-29	48"W x 72"L x 29"H, (2) 34" Y bases	152	\$1,508	
DY34-CBT36/4884-29	48"W x 84"L x 29"H, (2) 34" Y bases	172	\$1,663	
DY34-CBT36/4896-29	48"W x 96"L x 29"H, (2) 34" Y bases	210	\$1,689	
DTT34-CBT36/48120-29	48"W x 120"L x 29"H, (3) 34" TT bases	282	\$2,195	
DTT34-CBT36/48144-29	48"W x 144"L x 29"H, (3) 34" TT bases	365	\$2,262	
DTT40-CBT48/6072-29	60"W x 72"L x 29"H, (2) 40" TT bases	193	\$1,564	
DTT40-CBT48/6084-29	60"W x 84"L x 29"H, (2) 40" TT bases	221	\$1,784	
DTT40-CBT48/6096-29	60"W x 96"L x 29"H, (2) 40" TT bases	250	\$1,787	
DTT40-CBT48/60120-29	60"W x 120"L x 29"H, (3) 40" TT bases	342	\$2,429	
DTT40-CBT48/60144-29	60"W x 144"L x 29"H, (3) 40" TT bases	415	\$2,662	
3mm Wood Edges				
DY34-EBT30/3672-29	36"W x 72"L x 29"H, (2) 34" Y bases	118	\$1,563	
DY34-EBT30/3684-29	36"W x 84"L x 29"H, (2) 34" Y bases	134	\$1,690	
DY34-EBT30/3696-29	36"W x 96"L x 29"H, (2) 34" Y bases	139	\$1,717	
DTT34-EBT30/36120-29	36"W x 120"L x 29"H, (3) 34" TT bases	202	\$2,216	
DY34-EBT36/4872-29	48"W x 72"L x 29"H, (2) 34" Y bases	152	\$1,739	
DY34-EBT36/4884-29	48"W x 84"L x 29"H, (2) 34" Y bases	172	\$1,894	
DY34-EBT36/4896-29	48"W x 96"L x 29"H, (2) 34" Y bases	210	\$1,947	
DTT34-EBT36/48120-29	48"W x 120"L x 29"H, (3) 34" TT bases	282	\$2,453	
DTT34-BRT36/48144-29	48"W x 144"L x 29"H, (3) 34" TT bases	365	\$2,546	
DTT40-EBT48/6072-29	60"W x 72"L x 29"H, (2) 40" TT bases	193	\$1,822	
DTT40-EBT48/6084-29	60"W x 84"L x 29"H, (2) 40" TT bases	221	\$2,068	
DTT40-EBT48/6096-29	60"W x 96"L x 29"H, (2) 40" TT bases	250	\$2,071	
DTT40-EBT48/60120-29	60"W x 120"L x 29"H, (3) 40" TT bases	342	\$2,739	
DTT40-EBT48/60144-29	60"W x 144"L x 29"H, (3) 40" TT bases	415	\$2,972	

**Required to order:** Model # including options if applicable, laminate selection and powder coat color.  
**If applicable:** PVC color, wood selection and wood finish color.

Ottomen  
Benches  
Chairs & Stools  
Interactive Seating  
Occasional Tables  
Tables  
Conference Tables  
Desks  
Technology Carts & Podiums  
Storage



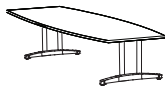
Boat Y Base



Boat TT Base



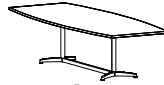
Boat Y Base



Boat TT Base



Boat Tables (cont.)				
Model Number	Description	Wgt.	List Price	
<b>5/8" Wood Bullnose Edges</b>				
DY34-GBT30/3672-29	36"W x 72"L x 29"H, (2) 34" Y bases	118	\$1,582	
DY34-GBT30/3684-29	36"W x 84"L x 29"H, (2) 34" Y bases	134	\$1,797	
DY34-GBT30/3696-29	36"W x 96"L x 29"H, (2) 34" Y bases	139	\$1,828	
DTT34-GBT30/36120-29	36"W x 120"L x 29"H, (3) 34" TT bases	202	\$2,355	
DY34-GBT36/4872-29	48"W x 72"L x 29"H, (2) 34" Y bases	152	\$1,791	
DY34-GBT36/4884-29	48"W x 84"L x 29"H, (2) 34" Y bases	172	\$2,074	
DY34-GBT36/4896-29	48"W x 96"L x 29"H, (2) 34" Y bases	210	\$2,104	
DTT34-GBT36/48120-29	48"W x 120"L x 29"H, (3) 34" TT bases	282	\$2,693	
DTT34-GBT36/48144-29	48"W x 144"L x 29"H, (3) 34" TT bases	365	\$2,977	
DTT40-GBT48/6072-29	60"W x 72"L x 29"H, (2) 40" TT bases	193	\$1,962	
DTT40-GBT48/6084-29	60"W x 84"L x 29"H, (2) 40" TT bases	221	\$2,305	
DTT40-GBT48/6096-29	60"W x 96"L x 29"H, (2) 40" TT bases	250	\$2,313	
DTT40-GBT48/60120-29	60"W x 120"L x 29"H, (3) 40" TT bases	342	\$3,099	
DTT40-GBT48/60144-29	60"W x 144"L x 29"H, (3) 40" TT bases	415	\$3,449	
<b>5/8" Wood Bevel Edges</b>				
DY34-JBT30/3672-29	36"W x 72"L x 29"H, (2) 34" Y bases	118	\$1,582	
DY34-JBT30/3684-29	36"W x 84"L x 29"H, (2) 34" Y bases	134	\$1,797	
DY34-JBT30/3696-29	36"W x 96"L x 29"H, (2) 34" Y bases	139	\$1,828	
DTT34-JBT30/36120-29	36"W x 120"L x 29"H, (3) 34" TT bases	202	\$2,355	
DY34-JBT36/4872-29	48"W x 72"L x 29"H, (2) 34" Y bases	152	\$1,791	
DY34-JBT36/4884-29	48"W x 84"L x 29"H, (2) 34" Y bases	172	\$2,074	
DY34-JBT36/4896-29	48"W x 96"L x 29"H, (2) 34" Y bases	210	\$2,104	
DTT34-JBT36/48120-29	48"W x 120"L x 29"H, (3) 34" TT bases	282	\$2,693	
DTT34-JBT36/48144-29	48"W x 144"L x 29"H, (3) 34" TT bases	365	\$2,977	
DTT40-JBT48/6072-29	60"W x 72"L x 29"H, (2) 40" TT bases	193	\$1,962	
DTT40-JBT48/6084-29	60"W x 84"L x 29"H, (2) 40" TT bases	221	\$2,305	
DTT40-JBT48/6096-29	60"W x 96"L x 29"H, (2) 40" TT bases	250	\$2,313	
DTT40-JBT48/60120-29	60"W x 120"L x 29"H, (3) 40" TT bases	342	\$3,099	
DTT40-JBT48/60144-29	60"W x 144"L x 29"H, (3) 40" TT bases	415	\$3,449	



Boat Y Base



Boat TT Base



Boat Tables (cont.)				
Model Number	Description	Wgt.	List Price	
<b>1-1/4" Wood Bullnose Edges</b>				
DY34-LBT30/3672-29	36"W x 72"L x 29"H, (2) 34" Y bases	118	\$1,774	
DY34-LBT30/3684-29	36"W x 84"L x 29"H, (2) 34" Y bases	134	\$2,045	
DY34-LBT30/3696-29	36"W x 96"L x 29"H, (2) 34" Y bases	139	\$2,079	
DTT34-LBT30/36120-29	36"W x 120"L x 29"H, (3) 34" TT bases	202	\$2,669	
DY34-LBT36/4872-29	48"W x 72"L x 29"H, (2) 34" Y bases	152	\$2,049	
DY34-LBT36/4884-29	48"W x 84"L x 29"H, (2) 34" Y bases	172	\$2,395	
DY34-LBT36/4896-29	48"W x 96"L x 29"H, (2) 34" Y bases	210	\$2,429	
DTT34-LBT36/48120-29	48"W x 120"L x 29"H, (3) 34" TT bases	282	\$3,095	
DTT34-LBT36/48144-29	48"W x 144"L x 29"H, (3) 34" TT bases	365	\$3,456	
DTT40-LBT48/6072-29	60"W x 72"L x 29"H, (2) 40" TT bases	193	\$2,265	
DTT40-LBT48/6084-29	60"W x 84"L x 29"H, (2) 40" TT bases	221	\$2,703	
DTT40-LBT48/6096-29	60"W x 96"L x 29"H, (2) 40" TT bases	250	\$2,713	
DTT40-LBT48/60120-29	60"W x 120"L x 29"H, (2) 40" TT bases	342	\$3,594	
DTT40-LBT48/60144-29	60"W x 144"L x 29"H, (3) 40" TT bases	415	\$4,041	

**Required to order:** Model # including options if applicable, laminate selection and powder coat color.  
**If applicable:** PVC color, wood selection and wood finish color.

# DERBY CONFERENCE

Ottomen  
Benches  
Chairs & Stools  
Interactive Seating  
Occasional Tables  
Tables  
Conference Tables  
Desks  
Technology Carts & Podiums  
Storage



Rectangle Y Base



Rectangle TT Base



Rectangle TT Base



Rectangle Tables				
Model Number	Description	Wgt	List Price	
<b>3mm PVC Edges</b>				
DY34-C3672-29	36"W x 72"L x 29"H, (2) 34" Y base	129	\$1,279	
DY34-C3684-29	36"W x 84"L x 29"H, (2) 34" Y base	143	\$1,406	
DY34-C3696-29	36"W x 96"L x 29"H, (2) 34" Y base	148	\$1,431	
DTT34-C36120-29	36"W x 120"L x 29"H, (3) 34" TT base	211	\$1,859	
DY34-C4872-29	48"W x 72"L x 29"H, (2) 34" Y base	162	\$1,403	
DY34-C4884-29	48"W x 84"L x 29"H, (2) 34" Y base	182	\$1,531	
DY34-C4896-29	48"W x 96"L x 29"H, (2) 34" Y base	201	\$1,558	
DTT34-C48120-29	48"W x 120"L x 29"H, (3) 34" TT base	263	\$2,048	
DTT34-C48144-29	48"W x 144"L x 29"H, (3) 34" TT base	302	\$2,116	
DTT40-C6072-29	60"W x 72"L x 29"H, (2) 40" TT base	213	\$1,459	
DTT40-C6084-29	60"W x 84"L x 29"H, (2) 40" TT base	243	\$1,653	
DTT40-C6096-29	60"W x 96"L x 29"H, (2) 40" TT base	275	\$1,656	
DTT40-C60120-29	60"W x 120"L x 29"H, (3) 40" TT base	371	\$2,282	
DTT40-C60144-29	60"W x 144"L x 29"H, (3) 40" TT base	434	\$2,452	
<b>3mm Wood Edges</b>				
DY34-E3672-29	36"W x 72"L x 29"H, (2) 34" Y base	129	\$1,430	
DY34-E3684-29	36"W x 84"L x 29"H, (2) 34" Y base	143	\$1,560	
DY34-E3696-29	36"W x 96"L x 29"H, (2) 34" Y base	148	\$1,586	
DTT34-E36120-29	36"W x 120"L x 29"H, (3) 34" TT base	211	\$2,112	
DY34-E4872-29	48"W x 72"L x 29"H, (2) 34" Y base	162	\$1,557	
DY34-E4884-29	48"W x 84"L x 29"H, (2) 34" Y base	182	\$1,686	
DY34-E4896-29	48"W x 96"L x 29"H, (2) 34" Y base	201	\$1,739	
DTT34-E48120-29	48"W x 120"L x 29"H, (3) 34" TT base	263	\$2,513	
DTT34-E48144-29	48"W x 144"L x 29"H, (3) 34" TT base	302	\$2,710	
DTT40-E6072-29	60"W x 72"L x 29"H, (2) 40" TT base	213	\$1,639	
DTT40-E6084-29	60"W x 84"L x 29"H, (2) 40" TT base	243	\$1,870	
DTT40-E6096-29	60"W x 96"L x 29"H, (2) 40" TT base	275	\$1,862	
DTT40-E60120-29	60"W x 120"L x 29"H, (3) 40" TT base	371	\$2,513	
DTT40-E60144-29	60"W x 144"L x 29"H, (3) 40" TT base	434	\$2,710	



Rectangle Y Base



Rectangle TT Base



Rectangle TT Base



Rectangle Tables ( cont.)				
Model Number	Description	Wgt.	List Price	
<b>5/8" Wood Bullnose Edges</b>				
DY34-G3672-29	36"W x 72"L x 29"H, (2) 34" Y base	129	\$1,498	
DY34-G3684-29	36"W x 84"L x 29"H, (2) 34" Y base	143	\$1,674	
DY34-G3696-29	36"W x 96"L x 29"H, (2) 34" Y base	148	\$1,723	
DTT34-G36120-29	36"W x 120"L x 29"H, (3) 34" TT base	211	\$2,224	
DY34-G4872-29	48"W x 72"L x 29"H, (2) 34" Y base	162	\$1,668	
DY34-G4884-29	48"W x 84"L x 29"H, (2) 34" Y base	182	\$1,908	
DY34-G4896-29	48"W x 96"L x 29"H, (2) 34" Y base	201	\$1,939	
DTT34-G48120-29	48"W x 120"L x 29"H, (3) 34" TT base	263	\$2,487	
DTT34-G48144-29	48"W x 144"L x 29"H, (3) 34" TT base	302	\$2,728	
DTT40-G6072-29	60"W x 72"L x 29"H, (2) 40" TT base	213	\$1,808	
DTT40-G6084-29	60"W x 84"L x 29"H, (2) 40" TT base	243	\$2,098	
DTT40-G6096-29	60"W x 96"L x 29"H, (2) 40" TT base	275	\$2,107	
DTT40-G60120-29	60"W x 120"L x 29"H, (3) 40" TT base	371	\$2,842	
DTT40-G60144-29	60"W x 144"L x 29"H, (3) 40" TT base	434	\$3,140	
<b>5/8" Wood Bevel Edges</b>				
DY34-J3672-29	36"W x 72"L x 29"H, (2) 34" Y base	129	\$1,498	
DY34-J3684-29	36"W x 84"L x 29"H, (2) 34" Y base	143	\$1,674	
DY34-J3696-29	36"W x 96"L x 29"H, (2) 34" Y base	148	\$1,723	
DTT34-J36120-29	36"W x 120"L x 29"H, (3) 34" TT base	211	\$2,224	
DY34-J4872-29	48"W x 72"L x 29"H, (2) 34" Y base	162	\$1,668	
DY34-J4884-29	48"W x 84"L x 29"H, (2) 34" Y base	182	\$1,908	
DY34-J4896-29	48"W x 96"L x 29"H, (2) 34" Y base	201	\$1,939	
DTT34-J48120-29	48"W x 120"L x 29"H, (3) 34" TT base	263	\$2,487	
DTT34-J48144-29	48"W x 144"L x 29"H, (3) 34" TT base	302	\$2,728	
DTT40-J6072-29	60"W x 72"L x 29"H, (2) 40" TT base	213	\$1,808	
DTT40-J6084-29	60"W x 84"L x 29"H, (2) 40" TT base	243	\$2,098	
DTT40-J6096-29	60"W x 96"L x 29"H, (2) 40" TT base	275	\$2,107	
DTT40-J60120-29	60"W x 120"L x 29"H, (3) 40" TT base	371	\$2,842	
DTT40-J60144-29	60"W x 144"L x 29"H, (3) 40" TT base	434	\$3,140	

**Required to order:** Model # including options if applicable, laminate selection and powder coat color.  
**If applicable:** PVC color, wood selection and wood finish color.





Rectangle Y Base



Rectangle TT Base



**Rectangle Tables (cont.)**

Model Number	Description	Wgt.	List Price
<b>1-1/4" Wood Bullnose Edges</b>			
DY34-L3672-29	36"W x 72"L x 29"H, (2) 34" Y base	129	\$1,586
DY34-L3684-29	36"W x 84"L x 29"H, (2) 34" Y base	143	\$1,797
DY34-L3696-29	36"W x 96"L x 29"H, (2) 34" Y base	148	\$1,831
DTT34-L36120-29	36"W x 120"L x 29"H, (3) 34" T base	211	\$2,371
DY34-L4872-29	48"W x 72"L x 29"H, (2) 34" Y base	162	\$1,791
DY34-L4884-29	48"W x 84"L x 29"H, (2) 34" Y base	182	\$2,066
DY34-L4896-29	48"W x 96"L x 29"H, (2) 34" Y base	201	\$2,098
DTT34-L48120-29	48"W x 120"L x 29"H, (3) 34" TT base	263	\$2,683
DTT34-L48144-29	48"W x 144"L x 29"H, (3) 34" TT base	302	\$2,966
DTT40-L6072-29	60"W x 72"L x 29"H, (2) 40" TT base	213	\$1,956
DTT40-L6084-29	60"W x 84"L x 29"H, (2) 40" TT base	243	\$2,290
DTT40-L6096-29	60"W x 96"L x 29"H, (2) 40" TT base	275	\$2,299
DTT40-L60120-29	60"W x 120"L x 29"H, (3) 40" TT base	371	\$3,078
DTT40-L60144-29	60"W x 144"L x 29"H, (3) 40" TT base	434	\$3,426



**Twin Wheel Locking Casters**

Add Suffix to Model Number	Description	Wgt	List Price
-2C	Set of 2 Casters	1	\$30
-4C	Set of 4 Casters	2	\$58

**Required to order:** Model # including options if applicable, laminate selection and powder coat color.  
**If applicable:** PVC color, wood selection and wood finish color.

# STANCE CONFERENCE

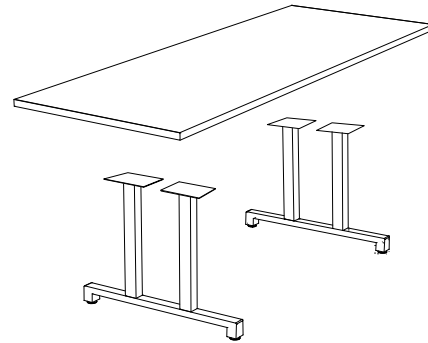
## General Specifications

**Table Top:** Table tops are 1-1/4" thick, three-ply 45# particleboard construction with .050" high-pressure laminate top surface and a .030" phenolic backer.

**Corners for rectilinear tops:** Square corners on banded tops have a 1/8" radius.

**Leg and Frame Assembly:** TT-Base Rigid bolted aluminum columns, die cast aluminum base. Mounting plate .25" x 6" x 6" fabricated steel. Requires (8) #12-14 screws. Adjustable Leveler: 3/8-16" x 3/4" long shank.

**Finish:** See mediatechnologies® Finish and Color Guide for choices.



Racetrack



Racetrack Tables				
Model Number	Description	Wgt.	List Price	
<b>3mm PVC Edges</b>				
STT35-CRT4872-29	48"W x 72"L x 29"H, (2) 35" TT bases	152	\$1,647	
STT35-CRT4884-29	48"W x 84"L x 29"H, (2) 35" TT bases	172	\$1,796	
STT35-CRT4896-29	48"W x 96"L x 29"H, (2) 35" TT bases	210	\$1,799	
STT35-CRT48120-29	48"W x 120"L x 29"H, (3) 35" TT bases	282	\$2,524	
STT35-CRT48144-29	48"W x 144"L x 29"H, (3) 35" TT bases	365	\$2,592	
<b>5/8" Wood Bullnose Edges</b>				
STT35-GRT4872-29	48"W x 72"L x 29"H, (2) 35" TT bases	152	\$2,019	
STT35-GRT4884-29	48"W x 84"L x 29"H, (2) 35" TT bases	172	\$2,323	
STT35-GRT4896-29	48"W x 96"L x 29"H, (2) 35" TT bases	210	\$2,330	
STT35-GRT48120-29	48"W x 120"L x 29"H, (2) 35" TT bases	282	\$3,166	
STT35-GRT48144-29	48"W x 144"L x 29"H, (3) 35" TT bases	365	\$3,479	
<b>5/8" Wood Bevel Edges</b>				
STT35-JRT4872-29	48"W x 72"L x 29"H, (2) 35" TT bases	152	\$2,019	
STT35-JRT4884-29	48"W x 84"L x 29"H, (2) 35" TT bases	172	\$2,323	
STT35-JRT4896-29	48"W x 96"L x 29"H, (2) 35" TT bases	210	\$2,330	
STT35-JRT48120-29	48"W x 120"L x 29"H, (2) 35" TT bases	282	\$3,166	
STT35-JRT48144-29	48"W x 144"L x 29"H, (3) 35" TT bases	365	\$3,479	
<b>1-1/4" Wood Bullnose Edges</b>				
STT35-LRT4872-29	48"W x 72"L x 29"H, (2) 35" TT bases	152	\$2,246	
STT35-LRT4884-29	48"W x 84"L x 29"H, (2) 35" TT bases	172	\$2,603	
STT35-LRT4896-29	48"W x 96"L x 29"H, (2) 35" TT bases	210	\$2,613	
STT35-LRT48120-29	48"W x 120"L x 29"H, (2) 35" TT bases	282	\$3,519	
STT35-LRT48144-29	48"W x 144"L x 29"H, (3) 35" TT bases	365	\$3,895	
<b>3mm PVC Edges</b>				
STT35-CRT6072-29	60"W x 72"L x 29"H, (2) 35" TT bases	193	\$1,742	
STT35-CRT6084-29	60"W x 84"L x 29"H, (2) 35" TT bases	221	\$1,962	
STT35-CRT6096-29	60"W x 96"L x 29"H, (2) 35" TT bases	250	\$1,965	
STT35-CRT60120-29	60"W x 120"L x 29"H, (2) 35" TT bases	342	\$2,695	
STT35-CRT60144-29	60"W x 144"L x 29"H, (3) 35" TT bases	415	\$2,928	
<b>5/8" Wood Bevel Edges</b>				
STT35-JRT6072-29	60"W x 72"L x 29"H, (2) 35" TT bases	193	\$2,248	
STT35-JRT6084-29	60"W x 84"L x 29"H, (2) 35" TT bases	221	\$2,625	
STT35-JRT6096-29	60"W x 96"L x 29"H, (2) 35" TT bases	250	\$2,638	
STT35-JRT60120-29	60"W x 120"L x 29"H, (2) 35" TT bases	342	\$3,544	
STT35-JRT60144-29	60"W x 144"L x 29"H, (3) 35" TT bases	415	\$3,929	
<b>1-1/4" Wood Bullnose Edges</b>				
STT35-LRT6072-29	60"W x 72"L x 29"H, (2) 35" TT bases	193	\$2,248	
STT35-LRT6084-29	60"W x 84"L x 29"H, (2) 35" TT bases	221	\$2,625	
STT35-LRT6096-29	60"W x 96"L x 29"H, (2) 35" TT bases	250	\$2,638	
STT35-LRT60120-29	60"W x 120"L x 29"H, (2) 35" TT bases	342	\$3,544	
STT35-LRT60144-29	60"W x 144"L x 29"H, (3) 35" TT bases	415	\$3,929	



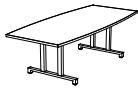
Racetrack



Racetrack Tables				
Model Number	Description	Wgt.	List Price	
<b>5/8" Wood Bevel Edges</b>				
STT35-JRT4872-29	48"W x 72"L x 29"H, (2) 35" TT bases	152	\$2,019	
STT35-JRT4884-29	48"W x 84"L x 29"H, (2) 35" TT bases	172	\$2,323	
STT35-JRT4896-29	48"W x 96"L x 29"H, (2) 35" TT bases	210	\$2,330	
STT35-JRT48120-29	48"W x 120"L x 29"H, (2) 35" TT bases	282	\$3,166	
STT35-JRT48144-29	48"W x 144"L x 29"H, (3) 35" TT bases	365	\$3,479	
<b>5/8" Wood Bevel Edges</b>				
STT35-JRT6072-29	60"W x 72"L x 29"H, (2) 35" TT bases	193	\$2,248	
STT35-JRT6084-29	60"W x 84"L x 29"H, (2) 35" TT bases	221	\$2,625	
STT35-JRT6096-29	60"W x 96"L x 29"H, (2) 35" TT bases	250	\$2,638	
STT35-JRT60120-29	60"W x 120"L x 29"H, (2) 35" TT bases	342	\$3,544	
STT35-JRT60144-29	60"W x 144"L x 29"H, (3) 35" TT bases	415	\$3,929	
<b>1-1/4" Wood Bullnose Edges</b>				
STT35-LRT4872-29	48"W x 72"L x 29"H, (2) 35" TT bases	152	\$2,246	
STT35-LRT4884-29	48"W x 84"L x 29"H, (2) 35" TT bases	172	\$2,603	
STT35-LRT4896-29	48"W x 96"L x 29"H, (2) 35" TT bases	210	\$2,613	
STT35-LRT48120-29	48"W x 120"L x 29"H, (2) 35" TT bases	282	\$3,519	
STT35-LRT48144-29	48"W x 144"L x 29"H, (3) 35" TT bases	365	\$3,895	
<b>3mm PVC Edges</b>				
STT35-CRT6072-29	60"W x 72"L x 29"H, (2) 35" TT bases	193	\$1,742	
STT35-CRT6084-29	60"W x 84"L x 29"H, (2) 35" TT bases	221	\$1,962	
STT35-CRT6096-29	60"W x 96"L x 29"H, (2) 35" TT bases	250	\$1,965	
STT35-CRT60120-29	60"W x 120"L x 29"H, (2) 35" TT bases	342	\$2,695	
STT35-CRT60144-29	60"W x 144"L x 29"H, (3) 35" TT bases	415	\$2,928	
<b>5/8" Wood Bevel Edges</b>				
STT35-JRT6072-29	60"W x 72"L x 29"H, (2) 35" TT bases	193	\$2,248	
STT35-JRT6084-29	60"W x 84"L x 29"H, (2) 35" TT bases	221	\$2,625	
STT35-JRT6096-29	60"W x 96"L x 29"H, (2) 35" TT bases	250	\$2,638	
STT35-JRT60120-29	60"W x 120"L x 29"H, (2) 35" TT bases	342	\$3,544	
STT35-JRT60144-29	60"W x 144"L x 29"H, (3) 35" TT bases	415	\$3,929	
<b>1-1/4" Wood Bullnose Edges</b>				
STT35-LRT6072-29	60"W x 72"L x 29"H, (2) 35" TT bases	193	\$2,248	
STT35-LRT6084-29	60"W x 84"L x 29"H, (2) 35" TT bases	221	\$2,625	
STT35-LRT6096-29	60"W x 96"L x 29"H, (2) 35" TT bases	250	\$2,638	
STT35-LRT60120-29	60"W x 120"L x 29"H, (2) 35" TT bases	342	\$3,544	
STT35-LRT60144-29	60"W x 144"L x 29"H, (3) 35" TT bases	415	\$3,929	



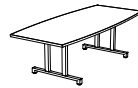
Ottomen  
Benches  
Chairs & Stools  
Interactive Seating  
Occasional Tables  
Tables  
Conference Tables  
Desks  
Technology Carts & Podiums  
Storage



Boat



Boat Tables			
Model Number	Description	Wgt.	List Price
<b>3mm PVC Edges</b>			
STT35-CBT36/4872-29	48"W x 72"L x 29"H, (2) 35" TT bases	152	\$1,647
STT35-CBT36/4884-29	48"W x 84"L x 29"H, (2) 35" TT bases	172	\$1,796
STT35-CBT36/4896-29	48"W x 96"L x 29"H, (2) 35" TT bases	210	\$1,799
STT35-CBT36/48120-29	48"W x 120"L x 29"H, (2) 35" TT bases	282	\$2,524
STT35-CBT36/48144-29	48"W x 144"L x 29"H, (3) 35" TT bases	365	\$2,592
<b>3mm Wood Edges</b>			
STT35-CBT48/6072-29	60"W x 72"L x 29"H, (2) 35" TT bases	193	\$1,742
STT35-CBT48/6084-29	60"W x 84"L x 29"H, (2) 35" TT bases	221	\$1,962
STT35-CBT48/6096-29	60"W x 96"L x 29"H, (2) 35" TT bases	250	\$1,965
STT35-CBT48/60120-29	60"W x 120"L x 29"H, (2) 35" TT bases	342	\$2,695
STT35-CBT48/60144-29	60"W x 144"L x 29"H, (3) 35" TT bases	415	\$2,928
<b>5/8" Wood Bullnose Edges</b>			
STT35-GBT36/4872-29	48"W x 72"L x 29"H, (2) 35" TT bases	152	\$1,931
STT35-GBT36/4884-29	48"W x 84"L x 29"H, (2) 35" TT bases	172	\$2,207
STT35-GBT36/4896-29	48"W x 96"L x 29"H, (2) 35" TT bases	210	\$2,214
STT35-GBT36/48120-29	48"W x 120"L x 29"H, (2) 35" TT bases	282	\$3,022
STT35-GBT36/48144-29	48"W x 144"L x 29"H, (3) 35" TT bases	365	\$3,307
STT35-GBT48/6072-29	60"W x 72"L x 29"H, (2) 35" TT bases	193	\$2,140
STT35-GBT48/6084-29	60"W x 84"L x 29"H, (2) 35" TT bases	221	\$2,483
STT35-GBT48/6096-29	60"W x 96"L x 29"H, (2) 35" TT bases	250	\$2,491
STT35-GBT48/60120-29	60"W x 120"L x 29"H, (2) 35" TT bases	342	\$3,365
STT35-GBT48/60144-29	60"W x 144"L x 29"H, (3) 35" TT bases	415	\$3,716



Boat

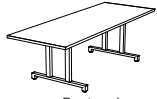


Boat Tables (cont.)			
Model Number	Description	Wgt.	List Price
<b>5/8" Wood Bevel Edges</b>			
STT35-JBT36/4872-29	48"W x 72"L x 29"H, (2) 35" TT bases	152	\$1,931
STT35-JBT36/4884-29	48"W x 84"L x 29"H, (2) 35" TT bases	172	\$2,207
STT35-JBT36/4896-29	48"W x 96"L x 29"H, (2) 35" TT bases	210	\$2,214
STT35-JBT36/48120-29	48"W x 120"L x 29"H, (2) 35" TT bases	282	\$3,022
STT35-JBT36/48144-29	48"W x 144"L x 29"H, (3) 35" TT bases	365	\$3,307
<b>1-1/4" Wood Bullnose Edges</b>			
STT35-LBT36/4872-29	48"W x 72"L x 29"H, (2) 35" TT bases	152	\$2,189
STT35-LBT36/4884-29	48"W x 84"L x 29"H, (2) 35" TT bases	172	\$2,529
STT35-LBT36/4896-29	48"W x 96"L x 29"H, (2) 35" TT bases	210	\$2,540
STT35-LBT36/48120-29	48"W x 120"L x 29"H, (2) 35" TT bases	282	\$3,424
STT35-LBT36/48144-29	48"W x 144"L x 29"H, (3) 35" TT bases	365	\$3,785
STT35-LBT48/6072-29	60"W x 72"L x 29"H, (2) 35" TT bases	193	\$2,444
STT35-LBT48/6084-29	60"W x 84"L x 29"H, (2) 35" TT bases	221	\$2,880
STT35-LBT48/6096-29	60"W x 96"L x 29"H, (2) 35" TT bases	250	\$2,891
STT35-LBT48/60120-29	60"W x 120"L x 29"H, (2) 35" TT bases	342	\$3,860
STT35-LBT48/60144-29	60"W x 144"L x 29"H, (3) 35" TT bases	415	\$4,307



Ottomen  
Benches  
Chairs & Stools  
Interactive Seating  
Occasional Tables  
Tables  
Conference Tables  
Desks  
Technology Carts & Podiums  
Storage

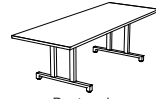
# STANCE CONFERENCE



Rectangle



Rectangle Tables			
Model Number	Description	Wgt.	List Price
<b>3mm PVC Edges</b>			
ST26-C3672-29	36"W x 72"L x 29"H (2) 26" T bases	127	\$1,025
STT35-C3684-29	36"W x 84"L x 29"H (2) 36" TT bases	139	\$1,539
STT35-C3696-29	36"W x 96"L x 29"H (2) 36" TT bases	144	\$1,542
STT35-C4860-29	48"W x 60"L x 29"H (2) 36" TT bases	157	\$1,457
STT35-C4872-29	48"W x 72"L x 29"H, (2) 35" TT bases	162	\$1,542
STT35-C4884-29	48"W x 84"L x 29"H, (2) 35" TT bases	182	\$1,665
STT35-C4896-29	48"W x 96"L x 29"H, (2) 35" TT bases	201	\$1,669
STT35-C48120-29	48"W x 120"L x 29"H, (3) 35" TT bases	263	\$2,378
STT35-C48144-29	48"W x 144"L x 29"H, (3) 35" TT bases	302	\$2,445
STT35-C6072-29	60"W x 72"L x 29"H, (2) 35" TT bases	213	\$1,459
STT35-C6084-29	60"W x 84"L x 29"H, (2) 35" TT bases	243	\$1,653
STT35-C6096-29	60"W x 96"L x 29"H, (2) 35" TT bases	275	\$1,656
STT35-C60120-29	60"W x 120"L x 29"H, (3) 35" TT bases	371	\$2,282
STT35-C60144-29	60"W x 144"L x 29"H, (3) 35" TT bases	434	\$2,452
<b>3mm Wood Edges</b>			
ST26-E3672-29	36"W x 72"L x 29"H (2) 26" T bases	127	\$1,177
STT35-E3684-29	36"W x 84"L x 29"H (2) 36" TT bases	139	\$1,693
STT35-E3696-29	36"W x 96"L x 29"H (2) 36" TT bases	144	\$1,696
STT35-E4860-29	48"W x 60"L x 29"H (2) 36" TT bases	157	\$1,638
STT35-E4872-29	48"W x 72"L x 29"H, (2) 35" TT bases	162	\$1,696
STT35-E4884-29	48"W x 84"L x 29"H, (2) 35" TT bases	182	\$1,820
STT35-E4896-29	48"W x 96"L x 29"H, (2) 35" TT bases	201	\$1,849
STT35-E48120-29	48"W x 120"L x 29"H, (3) 35" TT bases	263	\$2,584
STT35-E48144-29	48"W x 144"L x 29"H, (3) 35" TT bases	302	\$2,676
STT35-E6072-29	60"W x 72"L x 29"H, (2) 35" TT bases	213	\$1,639
STT35-E6084-29	60"W x 84"L x 29"H, (2) 35" TT bases	243	\$1,859
STT35-E6096-29	60"W x 96"L x 29"H, (2) 35" TT bases	275	\$1,862
STT35-E60120-29	60"W x 120"L x 29"H, (3) 35" TT bases	371	\$2,513
STT35-E60144-29	60"W x 144"L x 29"H, (3) 35" TT bases	434	\$2,710

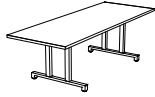


Rectangle



Rectangle Tables (cont.)			
Model Number	Description	Wgt.	List Price
<b>5/8" Wood Bullnose Edges</b>			
ST26-G3672-29	36"W x 72"L x 29"H (2) 26" T bases	127	\$1,245
STT35-G3684-29	36"W x 84"L x 29"H (2) 36" TT bases	139	\$1,808
STT35-G3696-29	36"W x 96"L x 29"H (2) 36" TT bases	144	\$1,815
STT35-G4860-29	48"W x 60"L x 29"H (2) 36" TT bases	157	\$1,686
STT35-G4872-29	48"W x 72"L x 29"H, (2) 35" TT bases	162	\$1,808
STT35-G4884-29	48"W x 84"L x 29"H, (2) 35" TT bases	182	\$2,042
STT35-G4896-29	48"W x 96"L x 29"H, (2) 35" TT bases	201	\$2,049
STT35-G48120-29	48"W x 120"L x 29"H, (3) 35" TT bases	263	\$2,816
STT35-G48144-29	48"W x 144"L x 29"H, (3) 35" TT bases	302	\$3,058
STT35-G6072-29	60"W x 72"L x 29"H, (2) 35" TT bases	213	\$1,808
STT35-G6084-29	60"W x 84"L x 29"H, (2) 35" TT bases	243	\$2,098
STT35-G6096-29	60"W x 96"L x 29"H, (2) 35" TT bases	275	\$2,107
STT35-G60120-29	60"W x 120"L x 29"H, (3) 35" TT bases	371	\$2,842
STT35-G60144-29	60"W x 144"L x 29"H, (3) 35" TT bases	434	\$3,140
<b>5/8" Wood Bevel Edges</b>			
ST26-J3672-29	36"W x 72"L x 29"H (2) 26" T bases	127	\$1,245
STT35-J3684-29	36"W x 84"L x 29"H (2) 36" TT bases	139	\$1,808
STT35-J3696-29	36"W x 96"L x 29"H (2) 36" TT bases	144	\$1,815
STT35-J4860-29	48"W x 60"L x 29"H (2) 36" TT bases	157	\$1,686
STT35-J4872-29	48"W x 72"L x 29"H, (2) 35" TT bases	162	\$1,808
STT35-J4884-29	48"W x 84"L x 29"H, (2) 35" TT bases	182	\$2,042
STT35-J4896-29	48"W x 96"L x 29"H, (2) 35" TT bases	201	\$2,049
STT35-J48120-29	48"W x 120"L x 29"H, (3) 35" TT bases	263	\$2,816
STT35-J48144-29	48"W x 144"L x 29"H, (3) 35" TT bases	302	\$3,058
STT35-J6072-29	60"W x 72"L x 29"H, (2) 35" TT bases	213	\$1,808
STT35-J6084-29	60"W x 84"L x 29"H, (2) 35" TT bases	243	\$2,098
STT35-J6096-29	60"W x 96"L x 29"H, (2) 35" TT bases	275	\$2,107
STT35-J60120-29	60"W x 120"L x 29"H, (3) 35" TT bases	371	\$2,842
STT35-J60144-29	60"W x 144"L x 29"H, (3) 35" TT bases	434	\$3,140

Ottomen  
Benches  
Chairs & Stools  
Interactive Seating  
Occasional Tables  
Tables  
Conference Tables  
Desks  
Technology Carts & Podiums  
Storage



Rectangle



Rectangle Tables (cont.)				
Model Number	Description	Wgt.	List Price	
<b>1-1/4" Wood Bullnose Edges</b>				
ST26-L3672-29	36"W x 72"L x 29"H (2) 26" T bases	127	\$1,332	
STT35-L3684-29	36"W x 84"L x 29"H (2) 36" TT bases	139	\$1,931	
STT35-L3696-29	36"W x 96"L x 29"H (2) 36" TT bases	144	\$1,942	
STT35-L4860-29	48"W x 60"L x 29"H (2) 36" TT bases	157	\$1,791	
STT35-L4872-29	48"W x 72"L x 29"H, (2) 35" TT bases	162	\$1,931	
STT35-L4884-29	48"W x 84"L x 29"H, (2) 35" TT bases	182	\$2,199	
STT35-L4896-29	48"W x 96"L x 29"H, (2) 35" TT bases	201	\$2,209	
STT35-L48120-29	48"W x 120"L x 29"H, (3) 35" TT bases	263	\$3,012	
STT35-L48144-29	48"W x 144"L x 29"H, (3) 35" TT bases	302	\$3,295	
STT35-L6072-29	60"W x 72"L x 29"H, (2) 35" TT bases	213	\$1,956	
STT35-L6084-29	60"W x 84"L x 29"H, (2) 35" TT bases	243	\$2,290	
STT35-L6096-29	60"W x 96"L x 29"H, (2) 35" TT bases	275	\$2,299	
STT35-L60120-29	60"W x 120"L x 29"H, (3) 35" TT bases	371	\$3,078	
STT35-L60144-29	60"W x 144"L x 29"H, (3) 35" TT bases	434	\$3,426	



Twin Wheel Locking Casters				
Add Suffix to Model Number	Description	Wgt.	List Price	
-2C	Set of 2 Casters	1	\$30	
-4C	Set of 4 Casters	2	\$60	

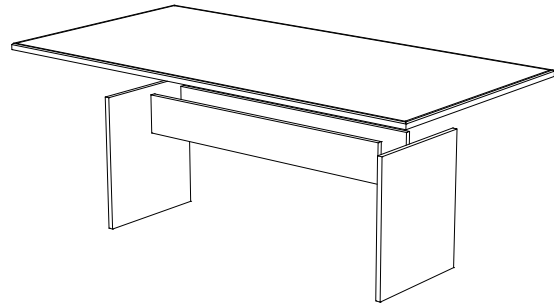
## General Specifications

**Table Top:** Tops are 1-1/8" thick, three-ply 45# particle board construction with .050" thick high pressure laminate top and a .030" or thicker phenolic backer. Corners for rectilinear tops: Square corners on banded tops have a 1/8" radius. Tops available in racetrack, boat and rectangle shapes. Tops are shipped predrilled for base.

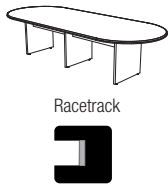
**Base:** Bases and stretchers are 1-1/8" thick, three-ply 45" particle board construction with .050 veneer or laminate surfaces. Veneer surface bases receive 3mm wood edgebanding on sides. Veneer stretchers receive 3mm wood edgebanding on bottom. Laminate surface bases received 3mm PVC edgebanding on sides. Laminate stretchers receive 3mm PVC edgebanding on bottom. Panels bases are provided with glides. Stretchers are 6" x 1-1/4" and are fastened between the panels.

\* See accessories page for power/connectivity options.

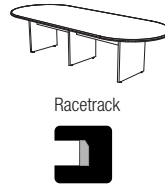
**Finish:** See mediatechnologies® Finish and Color Guide for choices.



**Required to order:** Model # including options if applicable, laminate selection and powder coat color. **If applicable:** PVC color, wood selection and wood finish color.

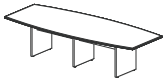


Racetrack Tables			
Model Number	Description	Wgt.	List Price
3mm PVC Edges			
PB24-CRT3672-29	36"W x 72"L x 29"H, (2) 24" Panel bases	138	\$2,245
PB24-CRT3696-29	36"W x 96"L x 29"H, (2) 24" Panel bases	154	\$2,369
PB24-CRT36120-29	36"W x 120"L x 29"H, (3) 24" Panel bases	204	\$3,791
PB24-CRT36144-29	36"W x 144"L x 29"H, (3) 24" Panel bases	231	\$3,935
PB24-CRT4872-29	48"W x 72"L x 29"H, (2) 24" Panel bases	152	\$2,395
PB24-CRT4896-29	48"W x 96"L x 29"H, (2) 24" Panel bases	210	\$2,548
PB24-CRT48120-29	48"W x 120"L x 29"H, (3) 24" Panel bases	282	\$4,028
PB24-CRT48144-29	48"W x 144"L x 29"H, (3) 24" Panel bases	365	\$4,095
PB32-CRT6072-29	60"W x 72"L x 29"H, (2) 32" Panel bases	193	\$2,575
PB32-CRT6096-29	60"W x 96"L x 29"H, (2) 32" Panel bases	250	\$2,798
PB32-CRT60120-29	60"W x 120"L x 29"H, (3) 32" Panel bases	342	\$4,325
PB32-CRT60144-29	60"W x 144"L x 29"H, (3) 32" Panel bases	415	\$4,559
5/8" Wood Bullnose Edges			
PB24-GRT3672-29	36"W x 72"L x 29"H, (2) 24" Panel bases	138	\$2,537
PB24-GRT3696-29	36"W x 96"L x 29"H, (2) 24" Panel bases	154	\$2,775
PB24-GRT36120-29	36"W x 120"L x 29"H, (3) 24" Panel bases	204	\$4,299
PB24-GRT36144-29	36"W x 144"L x 29"H, (3) 24" Panel bases	231	\$4,544
PB24-GRT4872-29	48"W x 72"L x 29"H, (2) 24" Panel bases	152	\$2,766
PB24-GRT4896-29	48"W x 96"L x 29"H, (2) 24" Panel bases	210	\$3,078
PB24-GRT48120-29	48"W x 120"L x 29"H, (3) 24" Panel bases	282	\$4,670
PB24-GRT48144-29	48"W x 144"L x 29"H, (3) 24" Panel bases	365	\$4,982
PB32-GRT6072-29	60"W x 72"L x 29"H, (2) 32" Panel bases	193	\$3,081
PB32-GRT6096-29	60"W x 96"L x 29"H, (2) 32" Panel bases	250	\$3,471
PB32-GRT60120-29	60"W x 120"L x 29"H, (3) 32" Panel bases	342	\$5,175
PB32-GRT60144-29	60"W x 144"L x 29"H, (3) 32" Panel bases	415	\$5,559



Racetrack Tables (cont.)			
Model Number	Description	Wt.	List Price
5/8" Wood Bevel Edges			
PB24-JRT3672-29	36"W x 72"L x 29"H, (2) 24" Panel bases	138	\$2,537
PB24-JRT3696-29	36"W x 96"L x 29"H, (2) 24" Panel bases	154	\$2,775
PB24-JRT36120-29	36"W x 120"L x 29"H, (3) 24" Panel bases	204	\$4,299
PB24-JRT36144-29	36"W x 144"L x 29"H, (3) 24" Panel bases	231	\$4,544
PB24-JRT4872-29	48"W x 72"L x 29"H, (2) 24" Panel bases	152	\$2,766
PB24-JRT4896-29	48"W x 96"L x 29"H, (2) 24" Panel bases	210	\$3,078
PB24-JRT48120-29	48"W x 120"L x 29"H, (3) 24" Panel bases	282	\$4,670
PB24-JRT48144-29	48"W x 144"L x 29"H, (3) 24" Panel bases	365	\$4,982
PB32-JRT6072-29	60"W x 72"L x 29"H, (2) 32" Panel bases	193	\$3,081
PB32-JRT6096-29	60"W x 96"L x 29"H, (2) 32" Panel bases	250	\$3,471
PB32-JRT60120-29	60"W x 120"L x 29"H, (3) 32" Panel bases	342	\$5,175
PB32-JRT60144-29	60"W x 144"L x 29"H, (3) 32" Panel bases	415	\$5,559
1-1/4" Wood Bullnose Edges			
PB24-LRT3672-29	36"W x 72"L x 29"H, (2) 24" Panel bases	138	\$2,705
PB24-LRT3696-29	36"W x 96"L x 29"H, (2) 24" Panel bases	154	\$2,994
PB24-LRT36120-29	36"W x 120"L x 29"H, (3) 24" Panel bases	204	\$4,573
PB24-LRT36144-29	36"W x 144"L x 29"H, (3) 24" Panel bases	231	\$4,872
PB24-LRT4872-29	48"W x 72"L x 29"H, (2) 24" Panel bases	152	\$2,994
PB24-LRT4896-29	48"W x 96"L x 29"H, (2) 24" Panel bases	210	\$3,361
PB24-LRT48120-29	48"W x 120"L x 29"H, (3) 24" Panel bases	282	\$5,022
PB24-LRT48144-29	48"W x 144"L x 29"H, (3) 24" Panel bases	365	\$5,398
PB32-LRT6072-29	60"W x 72"L x 29"H, (2) 32" Panel bases	193	\$3,346
PB32-LRT6096-29	60"W x 96"L x 29"H, (2) 32" Panel bases	250	\$3,815
PB32-LRT60120-29	60"W x 120"L x 29"H, (3) 32" Panel bases	342	\$5,605
PB32-LRT60144-29	60"W x 144"L x 29"H, (3) 32" Panel bases	415	\$6,073

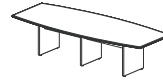
\* See accessories page for power/connectivity options.



Boat



Boat Tables				
Model Number	Description	Wgt.	List Price	
<b>3mm PVC Edges</b>				
PB24-CBT36/4872-29	48"W x 72"L x 29"H, (2) 24" Panel bases	152	\$2,245	
PB24-CBT36/4896-29	48"W x 96"L x 29"H, (2) 24" Panel bases	217	\$2,369	
PB24-CBT36/48120-29	48"W x 120"L x 29"H, (2) 24" Panel bases	307	\$3,791	
PB24-CBT36/48144-29	48"W x 144"L x 29"H, (3) 24" Panel bases	359	\$3,935	
<b>3mm Wood Edges</b>				
PB24-EBT36/4872-29	48"W x 72"L x 29"H, (2) 24" Panel bases	152	\$2,451	
PB24-EBT36/4896-29	48"W x 96"L x 29"H, (2) 24" Panel bases	217	\$2,575	
PB24-EBT36/48120-29	48"W x 120"L x 29"H, (2) 24" Panel bases	307	\$4,049	
PB24-EBT36/48144-29	48"W x 144"L x 29"H, (3) 24" Panel bases	359	\$4,244	
PB32-EBT48/6072-29	60"W x 72"L x 29"H, (2) 32" Panel bases	193	\$2,832	
PB32-EBT48/6096-29	60"W x 96"L x 29"H, (2) 32" Panel bases	250	\$3,081	
PB32-EBT48/60120-29	60"W x 120"L x 29"H, (2) 32" Panel bases	342	\$4,635	
PB32-EBT48/60144-29	60"W x 144"L x 29"H, (3) 32" Panel bases	415	\$4,869	
<b>5/8" Wood Bullnose Edges</b>				
PB24-GBT36/4872-29	48"W x 72"L x 29"H, (2) 24" Panel bases	152	\$2,470	
PB24-GBT36/4896-29	48"W x 96"L x 29"H, (2) 24" Panel bases	217	\$2,687	
PB24-GBT36/48120-29	48"W x 120"L x 29"H, (2) 24" Panel bases	307	\$4,189	
PB24-GBT36/48144-29	48"W x 144"L x 29"H, (3) 24" Panel bases	359	\$4,411	
PB32-GBT48/6072-29	60"W x 72"L x 29"H, (2) 32" Panel bases	193	\$2,973	
PB32-GBT48/6096-29	60"W x 96"L x 29"H, (2) 32" Panel bases	250	\$3,324	
PB32-GBT48/60120-29	60"W x 120"L x 29"H, (2) 32" Panel bases	342	\$4,995	
PB32-GBT48/60144-29	60"W x 144"L x 29"H, (3) 32" Panel bases	415	\$5,346	



Boat



Boat Tables (cont.)				
Model Number	Description	Wt.	List Price	
<b>5/8" Wood Bevel Edges</b>				
PB24-JBT36/4872-29	48"W x 72"L x 29"H, (2) 24" Panel bases	152	\$2,470	
PB24-JBT36/4896-29	48"W x 96"L x 29"H, (2) 24" Panel bases	217	\$2,687	
PB24-JBT36/48120-29	48"W x 120"L x 29"H, (2) 24" Panel bases	307	\$4,189	
PB24-JBT36/48144-29	48"W x 144"L x 29"H, (3) 24" Panel bases	359	\$4,411	
<b>1-1/4" Wood Bullnose Edges</b>				
PB24-LBT36/4872-29	48"W x 72"L x 29"H, (2) 24" Panel bases	152	\$2,661	
PB24-LBT36/4896-29	48"W x 96"L x 29"H, (2) 24" Panel bases	217	\$2,937	
PB24-LBT36/48120-29	48"W x 120"L x 29"H, (2) 24" Panel bases	307	\$4,502	
PB24-LBT36/48144-29	48"W x 144"L x 29"H, (3) 24" Panel bases	359	\$4,786	
PB32-LBT48/6072-29	60"W x 72"L x 29"H, (2) 32" Panel bases	193	\$3,277	
PB32-LBT48/6096-29	60"W x 96"L x 29"H, (2) 32" Panel bases	250	\$3,724	
PB32-LBT48/60120-29	60"W x 120"L x 29"H, (2) 32" Panel bases	342	\$5,491	
PB32-LBT48/60144-29	60"W x 144"L x 29"H, (3) 32" Panel bases	415	\$5,938	

\* See accessories page for power/connectivity options.

# QUORUM

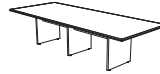
Ottomen  
Benches  
Chairs & Stools  
Interactive Seating  
Occasional Tables  
Tables  
Conference Tables  
Desks  
Technology Carts & Podiums  
Storage



Rectangle



Rectangle Tables				
Model Number	Description	Wgt.	List Price	
<b>3mm PVC Edges</b>				
PB24-C3672-29	36"W x 72"L x 29"H, (2) 24" Panel bases	147	\$2,168	
PB24-C3696-29	36"W x 96"L x 29"H, (2) 24" Panel bases	164	\$2,290	
PB24-C36120-29	36"W x 120"L x 29"H, (3) 24" Panel bases	216	\$2,416	
PB24-C36144-29	36"W x 144"L x 29"H, (3) 24" Panel bases	246	\$3,881	
PB24-C4872-29	48"W x 72"L x 29"H, (2) 24" Panel bases	162	\$2,290	
PB24-C4896-29	48"W x 96"L x 29"H, (2) 24" Panel bases	227	\$2,416	
PB24-C48120-29	48"W x 120"L x 29"H, (3) 24" Panel bases	321	\$3,881	
PB24-C48144-29	48"W x 144"L x 29"H, (3) 24" Panel bases	374	\$3,948	
PB32-C6072-29	60"W x 72"L x 29"H, (2) 32" Panel bases	213	\$2,470	
PB32-C6096-29	60"W x 96"L x 29"H, (2) 32" Panel bases	275	\$2,666	
PB32-C60120-29	60"W x 120"L x 29"H, (3) 32" Panel bases	371	\$4,179	
PB32-C60144-29	60"W x 144"L x 29"H, (3) 32" Panel bases	434	\$4,349	
<b>3mm Wood Edges</b>				
PB24-E3672-29	36"W x 72"L x 29"H, (2) 24" Panel bases	147	\$2,318	
PB24-E3696-29	36"W x 96"L x 29"H, (2) 24" Panel bases	164	\$2,445	
PB24-E36120-29	36"W x 120"L x 29"H, (3) 24" Panel bases	216	\$3,886	
PB24-E36144-29	36"W x 144"L x 29"H, (3) 24" Panel bases	246	\$4,048	
PB24-E4872-29	48"W x 72"L x 29"H, (2) 24" Panel bases	162	\$2,445	
PB24-E4896-29	48"W x 96"L x 29"H, (2) 24" Panel bases	227	\$2,597	
PB24-E48120-29	48"W x 120"L x 29"H, (3) 24" Panel bases	321	\$4,087	
PB24-E48144-29	48"W x 144"L x 29"H, (3) 24" Panel bases	374	\$4,180	
PB32-E6072-29	60"W x 72"L x 29"H, (2) 32" Panel bases	213	\$2,650	
PB32-E6096-29	60"W x 96"L x 29"H, (2) 32" Panel bases	275	\$2,873	
PB32-E60120-29	60"W x 120"L x 29"H, (3) 32" Panel bases	371	\$4,410	
PB32-E60144-29	60"W x 144"L x 29"H, (3) 32" Panel bases	434	\$4,607	
<b>5/8" Wood Bullnose Edges</b>				
PB24-G3672-29	36"W x 72"L x 29"H, (2) 24" Panel bases	147	\$2,386	
PB24-G3696-29	36"W x 96"L x 29"H, (2) 24" Panel bases	164	\$2,562	
PB24-G36120-29	36"W x 120"L x 29"H, (3) 24" Panel bases	216	\$4,033	
PB24-G36144-29	36"W x 144"L x 29"H, (3) 24" Panel bases	246	\$4,224	
PB24-G4872-29	48"W x 72"L x 29"H, (2) 24" Panel bases	162	\$2,555	
PB24-G4896-29	48"W x 96"L x 29"H, (2) 24" Panel bases	227	\$2,797	
PB24-G48120-29	48"W x 120"L x 29"H, (3) 24" Panel bases	321	\$4,319	
PB24-G48144-29	48"W x 144"L x 29"H, (3) 24" Panel bases	374	\$4,561	



Rectangle



Rectangle Tables (cont.)				
Model Number	Description	Wt.	List Price	
PB32-G6072-29	60"W x 72"L x 29"H, (2) 32" Panel bases	213	\$2,818	
PB32-G6096-29	60"W x 96"L x 29"H, (2) 32" Panel bases	275	\$3,118	
PB32-G60120-29	60"W x 120"L x 29"H, (3) 32" Panel bases	371	\$4,738	
PB32-G60144-29	60"W x 144"L x 29"H, (3) 32" Panel bases	434	\$5,037	
<b>5/8" Wood Bevel Edges</b>				
PB24-J3672-29	36"W x 72"L x 29"H, (2) 24" Panel bases	147	\$2,386	
PB24-J3696-29	36"W x 96"L x 29"H, (2) 24" Panel bases	164	\$2,562	
PB24-J36120-29	36"W x 120"L x 29"H, (3) 24" Panel bases	216	\$4,033	
PB24-J36144-29	36"W x 144"L x 29"H, (3) 24" Panel bases	246	\$4,224	
PB24-J4872-29	48"W x 72"L x 29"H, (2) 24" Panel bases	162	\$2,555	
PB24-J4896-29	48"W x 96"L x 29"H, (2) 24" Panel bases	227	\$2,797	
PB24-J48120-29	48"W x 120"L x 29"H, (3) 24" Panel bases	321	\$4,319	
PB24-J48144-29	48"W x 144"L x 29"H, (3) 24" Panel bases	374	\$4,561	
PB32-J6072-29	60"W x 72"L x 29"H, (2) 32" Panel bases	213	\$2,818	
PB32-J6096-29	60"W x 96"L x 29"H, (2) 32" Panel bases	275	\$3,118	
PB32-J60120-29	60"W x 120"L x 29"H, (3) 32" Panel bases	371	\$4,738	
PB32-J60144-29	60"W x 144"L x 29"H, (3) 32" Panel bases	434	\$5,037	
<b>1-1/4" Wood Bullnose Edges</b>				
PB24-L3672-29	48"W x 72"L x 29"H, (2) 24" Panel bases	147	\$2,474	
PB24-L3696-29	48"W x 96"L x 29"H, (2) 24" Panel bases	164	\$2,690	
PB24-L36120-29	48"W x 120"L x 29"H, (3) 24" Panel bases	216	\$4,192	
PB24-L36144-29	48"W x 144"L x 29"H, (3) 24" Panel bases	246	\$4,415	
PB24-L4872-29	48"W x 72"L x 29"H, (2) 24" Panel bases	162	\$2,679	
PB24-L4896-29	48"W x 96"L x 29"H, (2) 24" Panel bases	227	\$2,957	
PB24-L48120-29	48"W x 120"L x 29"H, (3) 24" Panel bases	321	\$4,515	
PB24-L48144-29	48"W x 144"L x 29"H, (3) 24" Panel bases	374	\$4,799	
PB32-L6072-29	60"W x 72"L x 29"H, (2) 32" Panel bases	213	\$2,968	
PB32-L6096-29	60"W x 96"L x 29"H, (2) 32" Panel bases	275	\$3,311	
PB32-L60120-29	60"W x 120"L x 29"H, (3) 32" Panel bases	371	\$4,975	
PB32-L60144-29	60"W x 144"L x 29"H, (3) 32" Panel bases	434	\$5,323	

\* See accessories page for power/connectivity options.

**Required to order:** Model # including options if applicable, laminate selection and powder coat color.  
**If applicable:** PVC color, wood selection and wood finish color.



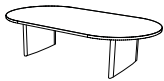
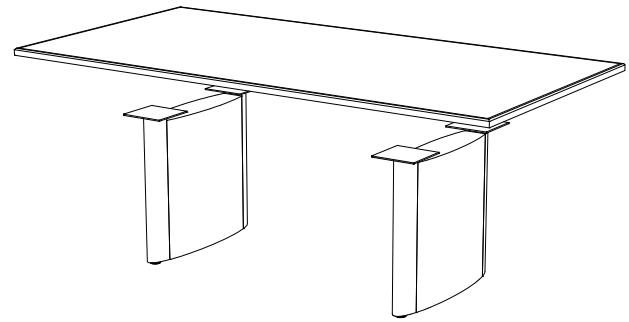
## General Specifications

**Table Top:** Table tops are 1-1/4" thick, three-ply 45# particleboard construction with .050" high-pressure laminate top surface and a .030" phenolic backer. Corners for rectilinear tops: Square corners on banded tops have a 1/8" radius. Tops available in racetrack, boat and rectangle shapes.

**Curved Panel Bases:** Two rigid-bolted V-shaped extruded aluminum columns. Curved wood or laminate panels fit easily between the columns. Fabricated steel mounting plates require (8) #12-14 screws. 3/8-16" x 3/4" long shank adjustable levelers.

**Flate End Panel Bases:** Two rigid-bolted flat end extruded aluminum columns. Flat panels with a decorative perforated pattern fit easily between the columns. Fabricated steel mounting plates require (8) #12-14 screws. 3/8-16" x 3/4" long shank adjustable levelers.  
\* Bases work as wire management for optional connectivity/power. ( see accessories page)

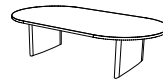
**Finish:** See mediatechnologies® Finish and Color Guide for choices.



Racetrack



HPL Panel Racetrack Tables				
Model Number	Description	Wgt.	List Price	
3mm PVC Edges				
NPB1L-CRT3672-29	36"W x 72"L x 29"H, (2) 26" HPL panels	178	\$4,131	
NPB1L-CRT3696-29	36"W x 96"L x 29"H, (2) 26" HPL panels	194	\$4,255	
NPB1L-CRT36120-29	36"W x 120"L x 29"H, (3) 26" HPL panels	264	\$6,240	
NPB1L-CRT36144-29	36"W x 144"L x 29"H, (3) 26" HPL panels	291	\$6,382	
NPB1L-CRT4872-29	48"W x 72"L x 29"H, (2) 26" HPL panels	192	\$4,282	
NPB1L-CRT4896-29	48"W x 96"L x 29"H, (2) 26" HPL panels	250	\$4,433	
NPB1L-CRT48120-29	48"W x 120"L x 29"H, (3) 26" HPL panels	342	\$6,477	
NPB1L-CRT48144-29	48"W x 144"L x 29"H, (3) 26" HPL panels	425	\$6,544	
NPB1L-CRT6072-29	60"W x 72"L x 29"H, (2) 26" HPL panels	233	\$4,376	
NPB1L-CRT6096-29	60"W x 96"L x 29"H, (2) 26" HPL panels	290	\$4,599	
NPB1L-CRT60120-29	60"W x 120"L x 29"H, (3) 26" HPL panels	402	\$6,647	
NPB1L-CRT60144-29	60"W x 144"L x 29"H, (3) 26" HPL panels	492	\$6,881	
5/8" Wood Bullnose Edges				
NPB1L-GRT3672-29	36"W x 72"L x 29"H, (2) 26" HPL panels	178	\$4,422	
NPB1L-GRT3696-29	36"W x 96"L x 29"H, (2) 26" HPL panels	194	\$4,661	
NPB1L-GRT36120-29	36"W x 120"L x 29"H, (3) 26" HPL panels	264	\$6,747	
NPB1L-GRT36144-29	36"W x 144"L x 29"H, (3) 26" HPL panels	291	\$6,991	
NPB1L-GRT4872-29	48"W x 72"L x 29"H, (2) 26" HPL panels	192	\$4,653	
NPB1L-GRT4896-29	48"W x 96"L x 29"H, (2) 26" HPL panels	250	\$4,964	
NPB1L-GRT48120-29	48"W x 120"L x 29"H, (3) 26" HPL panels	342	\$7,119	
NPB1L-GRT48144-29	48"W x 144"L x 29"H, (3) 26" HPL panels	425	\$7,431	
NPB1L-GRT6072-29	60"W x 72"L x 29"H, (2) 26" HPL panels	233	\$4,882	
NPB1L-GRT6096-29	60"W x 96"L x 29"H, (2) 26" HPL panels	290	\$5,272	
NPB1L-GRT60120-29	60"W x 120"L x 29"H, (3) 26" HPL panels	402	\$7,496	
NPB1L-GRT60144-29	60"W x 144"L x 29"H, (3) 26" HPL panels	492	\$7,881	



Racetrack



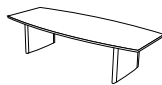
HPL Panel Racetrack Tables (cont.)				
Model Number	Description	Wt	List Price	
5/8" Wood Bevel Edges				
NPB1L-JRT3672-29	36"W x 72"L x 29"H, (2) 26" HPL panels	178	\$4,422	
NPB1L-JRT3696-29	36"W x 96"L x 29"H, (2) 26" HPL panels	194	\$4,661	
NPB1L-JRT36120-29	36"W x 120"L x 29"H, (3) 26" HPL panels	264	\$6,747	
NPB1L-JRT36144-29	36"W x 144"L x 29"H, (3) 26" HPL panels	291	\$6,991	
NPB1L-JRT4872-29	48"W x 72"L x 29"H, (2) 26" HPL panels	192	\$4,653	
NPB1L-JRT4896-29	48"W x 96"L x 29"H, (2) 26" HPL panels	250	\$4,964	
NPB1L-JRT48120-29	48"W x 120"L x 29"H, (3) 26" HPL panels	342	\$7,119	
NPB1L-JRT48144-29	48"W x 144"L x 29"H, (3) 26" HPL panels	425	\$7,431	
NPB1L-JRT6072-29	60"W x 72"L x 29"H, (2) 26" HPL panels	233	\$4,882	
NPB1L-JRT6096-29	60"W x 96"L x 29"H, (2) 26" HPL panels	290	\$5,272	
NPB1L-JRT60120-29	60"W x 120"L x 29"H, (3) 26" HPL panels	402	\$7,496	
NPB1L-JRT60144-29	60"W x 144"L x 29"H, (3) 26" HPL panels	492	\$7,881	
1-1/4" Wood Bullnose Edges				
NPB1L-LRT3672-29	36"W x 72"L x 29"H, (2) 26" HPL panels	178	\$4,591	
NPB1L-LRT3696-29	36"W x 96"L x 29"H, (2) 26" HPL panels	194	\$4,880	
NPB1L-LRT36120-29	36"W x 120"L x 29"H, (3) 26" HPL panels	264	\$7,021	
NPB1L-LRT36144-29	36"W x 144"L x 29"H, (3) 26" HPL panels	291	\$7,319	
NPB1L-LRT4872-29	48"W x 72"L x 29"H, (2) 26" HPL panels	192	\$4,880	
NPB1L-LRT4896-29	48"W x 96"L x 29"H, (2) 26" HPL panels	250	\$5,247	
NPB1L-LRT48120-29	48"W x 120"L x 29"H, (3) 26" HPL panels	342	\$7,471	
NPB1L-LRT48144-29	48"W x 144"L x 29"H, (3) 26" HPL panels	425	\$7,848	
NPB1L-LRT6072-29	60"W x 72"L x 29"H, (2) 26" HPL panels	233	\$5,147	
NPB1L-LRT6096-29	60"W x 96"L x 29"H, (2) 26" HPL panels	290	\$5,616	
NPB1L-LRT60120-29	60"W x 120"L x 29"H, (3) 26" HPL panels	402	\$7,926	
NPB1L-LRT60144-29	60"W x 144"L x 29"H, (3) 26" HPL panels	492	\$8,394	

\* See accessories page for power/connectivity options.

**Required to order:** Model # including options if applicable, laminate selection and powder coat color.  
**If applicable:** PVC color, wood selection and wood finish color.

# NOUVELLE HPL Panels

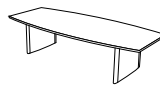
Ottomen  
Benches  
Chairs & Stools  
Interactive Seating  
Occasional Tables  
Tables  
Conference Tables  
Desks  
Technology Carts & Podiums  
Storage



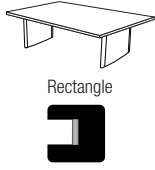
HPL Panel Boat Tables				
Model Number	Description	Wgt.	List Price	
<b>3mm PVC Edges</b>				
NPB1L-CBT36/4272-29	36"W x 72"L x 29"H, (2) 26" HPL panels	178	\$4,282	
NPB1L-CBT36/4296-29	36"W x 96"L x 29"H, (2) 26" HPL panels	194	\$4,433	
NPB1L-CBT36/42120-29	36"W x 120"L x 29"H, (3) 26" HPL panels	264	\$6,477	
NPB1L-CBT36/42144-29	36"W x 144"L x 29"H, (3) 26" HPL panels	291	\$6,544	
NPB1L-CBT36/4872-29	48"W x 72"L x 29"H, (2) 26" HPL panels	192	\$4,282	
NPB1L-CBT36/4896-29	48"W x 96"L x 29"H, (2) 26" HPL panels	250	\$4,433	
NPB1L-CBT36/48120-29	48"W x 120"L x 29"H, (3) 26" HPL panels	342	\$6,477	
NPB1L-CBT36/48144-29	48"W x 144"L x 29"H, (3) 26" HPL panels	425	\$6,544	
NPB1L-CBT48/6072-29	60"W x 72"L x 29"H, (2) 26" HPL panels	233	\$4,376	
NPB1L-CBT48/6096-29	60"W x 96"L x 29"H, (2) 26" HPL panels	290	\$4,599	
NPB1L-CBT48/60120-29	60"W x 120"L x 29"H, (3) 26" HPL panels	402	\$6,647	
<b>3mm Wood Edges</b>				
NPB1L-EBT36/4272-29	36"W x 72"L x 29"H, (2) 26" HPL panels	178	\$4,513	
NPB1L-EBT36/4296-29	36"W x 96"L x 29"H, (2) 26" HPL panels	194	\$4,691	
NPB1L-EBT36/42120-29	36"W x 120"L x 29"H, (3) 26" HPL panels	264	\$6,735	
NPB1L-EBT36/42144-29	36"W x 144"L x 29"H, (3) 26" HPL panels	291	\$6,827	
NPB1L-EBT36/4872-29	48"W x 72"L x 29"H, (2) 26" HPL panels	192	\$4,513	
NPB1L-EBT36/4896-29	48"W x 96"L x 29"H, (2) 26" HPL panels	250	\$4,691	
NPB1L-EBT36/48120-29	48"W x 120"L x 29"H, (3) 26" HPL panels	342	\$6,735	
NPB1L-EBT36/48144-29	48"W x 144"L x 29"H, (3) 26" HPL panels	425	\$6,827	
NPB1L-EBT48/6072-29	60"W x 72"L x 29"H, (2) 26" HPL panels	233	\$4,633	
NPB1L-EBT48/6096-29	60"W x 96"L x 29"H, (2) 26" HPL panels	290	\$4,882	
NPB1L-EBT48/60120-29	60"W x 120"L x 29"H, (3) 26" HPL panels	402	\$6,956	

\* See accessories page for power/connectivity options.

**Required to order:** Model # including options if applicable, laminate selection and powder coat color.  
**If applicable:** PVC color, wood selection and wood finish color.



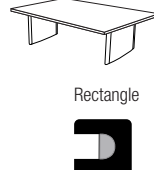
HPL Panel Boat Tables (cont.)				
Model Number	Description	Wt	List Price	
<b>5/8" Wood Bullnose Edges</b>				
NPB1L-GBT36/4272-29	36"W x 72"L x 29"H, (2) 26" HPL panels	178	\$4,565	
NPB1L-GBT36/4296-29	36"W x 96"L x 29"H, (2) 26" HPL panels	194	\$4,849	
NPB1L-GBT36/42120-29	36"W x 120"L x 29"H, (3) 26" HPL panels	264	\$6,975	
NPB1L-GBT36/42144-29	36"W x 144"L x 29"H, (3) 26" HPL panels	291	\$7,258	
NPB1L-GBT36/4872-29	48"W x 72"L x 29"H, (2) 26" HPL panels	192	\$4,565	
NPB1L-GBT36/4896-29	48"W x 96"L x 29"H, (2) 26" HPL panels	250	\$4,849	
NPB1L-GBT36/48120-29	48"W x 120"L x 29"H, (3) 26" HPL panels	342	\$6,975	
NPB1L-GBT36/48144-29	48"W x 144"L x 29"H, (3) 26" HPL panels	425	\$7,258	
NPB1L-GBT48/6072-29	60"W x 72"L x 29"H, (2) 26" HPL panels	233	\$4,774	
NPB1L-GBT48/6096-29	60"W x 96"L x 29"H, (2) 26" HPL panels	290	\$5,125	
NPB1L-GBT48/60120-29	60"W x 120"L x 29"H, (3) 26" HPL panels	402	\$7,317	
<b>5/8" Wood Bevel Edges</b>				
NPB1L-JBT36/4272-29	36"W x 72"L x 29"H, (2) 26" HPL panels	178	\$4,565	
NPB1L-JBT36/4296-29	36"W x 96"L x 29"H, (2) 26" HPL panels	194	\$4,849	
NPB1L-JBT36/42120-29	36"W x 120"L x 29"H, (3) 26" HPL panels	264	\$6,975	
NPB1L-JBT36/42144-29	36"W x 144"L x 29"H, (3) 26" HPL panels	291	\$7,258	
NPB1L-JBT36/4872-29	48"W x 72"L x 29"H, (2) 26" HPL panels	192	\$4,565	
NPB1L-JBT36/4896-29	48"W x 96"L x 29"H, (2) 26" HPL panels	250	\$4,849	
NPB1L-JBT36/48120-29	48"W x 120"L x 29"H, (3) 26" HPL panels	342	\$6,975	
NPB1L-JBT36/48144-29	48"W x 144"L x 29"H, (3) 26" HPL panels	425	\$7,258	
NPB1L-JBT48/6072-29	60"W x 72"L x 29"H, (2) 26" HPL panels	233	\$4,774	
NPB1L-JBT48/6096-29	60"W x 96"L x 29"H, (2) 26" HPL panels	290	\$5,125	
NPB1L-JBT48/60120-29	60"W x 120"L x 29"H, (3) 26" HPL panels	402	\$7,317	
<b>1-1/4" Wood Bullnose Edges</b>				
NPB1L-LBT36/4272-29	36"W x 72"L x 29"H, (2) 26" HPL panels	178	\$4,823	
NPB1L-LBT36/4296-29	36"W x 96"L x 29"H, (2) 26" HPL panels	194	\$5,174	
NPB1L-LBT36/42120-29	36"W x 120"L x 29"H, (3) 26" HPL panels	264	\$7,377	
NPB1L-LBT36/42144-29	36"W x 144"L x 29"H, (3) 26" HPL panels	291	\$7,738	
NPB1L-LBT36/4872-29	48"W x 72"L x 29"H, (2) 26" HPL panels	192	\$4,823	
NPB1L-LBT36/4896-29	48"W x 96"L x 29"H, (2) 26" HPL panels	250	\$5,174	
NPB1L-LBT36/48120-29	48"W x 120"L x 29"H, (3) 26" HPL panels	342	\$7,377	
NPB1L-LBT36/48144-29	48"W x 144"L x 29"H, (3) 26" HPL panels	425	\$7,738	
NPB1L-LBT48/6072-29	60"W x 72"L x 29"H, (2) 26" HPL panels	233	\$5,078	
NPB1L-LBT48/6096-29	60"W x 96"L x 29"H, (2) 26" HPL panels	290	\$5,525	
NPB1L-LBT48/60120-29	60"W x 120"L x 29"H, (3) 26" HPL panels	402	\$7,813	



Rectangle



HPL Panel Rectangular Tables			
Model Number	Description	Wgt.	List Price
<b>3mm PVC Edges</b>			
NPB1L-C3672-29	36"W x 72"L x 29"H, (2) 26" HPL panels	187	\$4,053
NPB1L-C3696-29	36"W x 96"L x 29"H, (2) 26" HPL panels	204	\$4,176
NPB1L-C36120-29	36"W x 120"L x 29"H, (3) 26" HPL panels	276	\$6,142
NPB1L-C36144-29	36"W x 144"L x 29"H, (3) 26" HPL panels	306	\$6,264
<b>3mm Wood Edges</b>			
NPB1L-E3672-29	36"W x 72"L x 29"H, (2) 26" HPL panels	187	\$4,205
NPB1L-E3696-29	36"W x 96"L x 29"H, (2) 26" HPL panels	204	\$4,330
NPB1L-E36120-29	36"W x 120"L x 29"H, (3) 26" HPL panels	276	\$6,333
NPB1L-E36144-29	36"W x 144"L x 29"H, (3) 26" HPL panels	306	\$6,495
<b>5/8" Wood Bullnose Edges</b>			
NPB1L-G3672-29	36"W x 72"L x 29"H, (2) 26" HPL panels	187	\$4,272
NPB1L-G3696-29	36"W x 96"L x 29"H, (2) 26" HPL panels	204	\$4,449
NPB1L-G36120-29	36"W x 120"L x 29"H, (3) 26" HPL panels	276	\$6,481
NPB1L-G36144-29	36"W x 144"L x 29"H, (3) 26" HPL panels	306	\$6,673
<b>5/8" Wood Bevel edges</b>			
NPB1L-J3672-29	36"W x 72"L x 29"H, (2) 26" HPL panels	187	\$4,272
NPB1L-J3696-29	36"W x 96"L x 29"H, (2) 26" HPL panels	204	\$4,449
NPB1L-J36120-29	36"W x 120"L x 29"H, (3) 26" HPL panels	276	\$6,481
NPB1L-J36144-29	36"W x 144"L x 29"H, (3) 26" HPL panels	306	\$6,673
<b>3mm Wood Edges</b>			
NPB1L-E4872-29	48"W x 72"L x 29"H, (2) 26" HPL panels	202	\$4,330
NPB1L-E4896-29	48"W x 96"L x 29"H, (2) 26" HPL panels	241	\$4,483
NPB1L-E48120-29	48"W x 120"L x 29"H, (3) 26" HPL panels	323	\$6,536
NPB1L-E48144-29	48"W x 144"L x 29"H, (3) 26" HPL panels	362	\$6,628
<b>5/8" Wood Bullnose Edges</b>			
NPB1L-E6072-29	60"W x 72"L x 29"H, (2) 26" HPL panels	253	\$4,451
NPB1L-E6096-29	60"W x 96"L x 29"H, (2) 26" HPL panels	315	\$4,674
NPB1L-E60120-29	60"W x 120"L x 29"H, (3) 26" HPL panels	431	\$6,731
NPB1L-E60144-29	60"W x 144"L x 29"H, (3) 26" HPL panels	494	\$6,928
<b>5/8" Wood Bevel edges</b>			
NPB1L-J4872-29	48"W x 72"L x 29"H, (2) 26" HPL panels	202	\$4,442
NPB1L-J4896-29	48"W x 96"L x 29"H, (2) 26" HPL panels	241	\$4,683
NPB1L-J48120-29	48"W x 120"L x 29"H, (3) 26" HPL panels	323	\$6,769
NPB1L-J48144-29	48"W x 144"L x 29"H, (3) 26" HPL panels	362	\$7,010



Rectangle

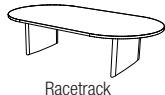


HPL Panel Rectangular Tables (cont.)			
Model Number	Description	Wgt.	List Price
<b>3mm PVC Edges</b>			
NPB1L-G6072-29	60"W x 72"L x 29"H, (2) 26" HPL panels	253	\$4,619
NPB1L-G6096-29	60"W x 96"L x 29"H, (2) 26" HPL panels	315	\$4,919
NPB1L-G60120-29	60"W x 120"L x 29"H, (3) 26" HPL panels	431	\$7,059
NPB1L-G60144-29	60"W x 144"L x 29"H, (3) 26" HPL panels	494	\$7,358
<b>5/8" Wood Bevel edges</b>			
NPB1L-J3672-29	36"W x 72"L x 29"H, (2) 26" HPL panels	187	\$4,272
NPB1L-J3696-29	36"W x 96"L x 29"H, (2) 26" HPL panels	204	\$4,449
NPB1L-J36120-29	36"W x 120"L x 29"H, (3) 26" HPL panels	276	\$6,481
NPB1L-J36144-29	36"W x 144"L x 29"H, (3) 26" HPL panels	306	\$6,673
<b>3mm Wood Edges</b>			
NPB1L-E6072-29	60"W x 72"L x 29"H, (2) 26" HPL panels	253	\$4,468
NPB1L-E6096-29	60"W x 96"L x 29"H, (2) 26" HPL panels	315	\$4,468
NPB1L-E60120-29	60"W x 120"L x 29"H, (3) 26" HPL panels	431	\$6,500
NPB1L-E60144-29	60"W x 144"L x 29"H, (3) 26" HPL panels	494	\$6,671
<b>5/8" Wood Bullnose Edges</b>			
NPB1L-J4872-29	48"W x 72"L x 29"H, (2) 26" HPL panels	202	\$4,442
NPB1L-J4896-29	48"W x 96"L x 29"H, (2) 26" HPL panels	241	\$4,683
NPB1L-J48120-29	48"W x 120"L x 29"H, (3) 26" HPL panels	323	\$6,769
NPB1L-J48144-29	48"W x 144"L x 29"H, (3) 26" HPL panels	362	\$7,010
<b>3mm Wood Edges</b>			
NPB1L-J6072-29	60"W x 72"L x 29"H, (2) 26" HPL panels	253	\$4,619
NPB1L-J6096-29	60"W x 96"L x 29"H, (2) 26" HPL panels	315	\$4,919
NPB1L-J60120-29	60"W x 120"L x 29"H, (3) 26" HPL panels	431	\$7,059
NPB1L-J60144-29	60"W x 144"L x 29"H, (3) 26" HPL panels	494	\$7,358
<b>1-1/4" Wood Bullnose Edges</b>			
NPB1L-L3672-29	36"W x 72"L x 29"H, (2) 26" HPL panels	187	\$4,360
NPB1L-L3696-29	36"W x 96"L x 29"H, (2) 26" HPL panels	204	\$4,576
NPB1L-L36120-29	36"W x 120"L x 29"H, (3) 26" HPL panels	276	\$6,641
NPB1L-L36144-29	36"W x 144"L x 29"H, (3) 26" HPL panels	306	\$6,864
<b>5/8" Wood Bevel edges</b>			
NPB1L-L4872-29	48"W x 72"L x 29"H, (2) 26" HPL panels	202	\$4,565
NPB1L-L4896-29	48"W x 96"L x 29"H, (2) 26" HPL panels	241	\$4,843
NPB1L-L48120-29	48"W x 120"L x 29"H, (3) 26" HPL panels	323	\$6,964
NPB1L-L48144-29	48"W x 144"L x 29"H, (3) 26" HPL panels	362	\$7,248
<b>3mm Wood Edges</b>			
NPB1L-L6072-29	60"W x 72"L x 29"H, (2) 26" HPL panels	253	\$4,769
NPB1L-L6096-29	60"W x 96"L x 29"H, (2) 26" HPL panels	315	\$5,112
NPB1L-L60120-29	60"W x 120"L x 29"H, (3) 26" HPL panels	431	\$7,296
NPB1L-L60144-29	60"W x 144"L x 29"H, (3) 26" HPL panels	494	\$7,645

\* See accessories page for power/connectivity options.

**Required to order:** Model # including options if applicable, laminate selection and powder coat color.  
**If applicable:** PVC color, wood selection and wood finish color.

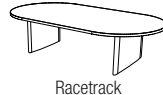
Ottomen  
Benches  
Chairs & Stools  
Interactive Seating  
Occasional Tables  
Tables  
Conference Tables  
Desks  
Technology Carts & Podiums  
Storage



Racetrack



Wood Panel Racetrack Tables			
Model Number	Description	Wgt.	List Price
<b>3mm PVC Edges</b>			
NPB1-CRT3672-29	36"W x 72"L x 29"H, (2) 26" wood panel bases	178	\$4,173
NPB1-CRT3696-29	36"W x 96"L x 29"H, (2) 26" wood panel bases	194	\$4,298
NPB1-CRT36120-29	36"W x 120"L x 29"H, (3) 26" wood panel bases	264	\$6,303
NPB1-CRT36144-29	36"W x 144"L x 29"H, (3) 26" wood panel bases	291	\$6,447
NPB1-CRT4872-29	48"W x 72"L x 29"H, (2) 26" wood panel bases	192	\$4,324
NPB1-CRT4896-29	48"W x 96"L x 29"H, (2) 26" wood panel bases	250	\$4,479
NPB1-CRT48120-29	48"W x 120"L x 29"H, (3) 26" wood panel bases	342	\$6,542
NPB1-CRT48144-29	48"W x 144"L x 29"H, (3) 26" wood panel bases	425	\$6,610
NPB1-CRT6072-29	60"W x 72"L x 29"H, (2) 26" wood panel bases	233	\$4,420
NPB1-CRT6096-29	60"W x 96"L x 29"H, (2) 26" wood panel bases	290	\$4,646
NPB1-CRT60120-29	60"W x 120"L x 29"H, (3) 26" wood panel bases	402	\$6,714
NPB1-CRT60144-29	60"W x 144"L x 29"H, (3) 26" wood panel bases	492	\$6,950
<b>5/8" Wood Bullnose Edges</b>			
NPB1-GRT3672-29	36"W x 72"L x 29"H, (2) 26" wood panel bases	178	\$4,468
NPB1-GRT3696-29	36"W x 96"L x 29"H, (2) 26" wood panel bases	194	\$4,709
NPB1-GRT36120-29	36"W x 120"L x 29"H, (3) 26" wood panel bases	264	\$6,816
NPB1-GRT36144-29	36"W x 144"L x 29"H, (3) 26" wood panel bases	291	\$7,061
NPB1-GRT4872-29	48"W x 72"L x 29"H, (2) 26" wood panel bases	192	\$4,700
NPB1-GRT4896-29	48"W x 96"L x 29"H, (2) 26" wood panel bases	250	\$5,015
NPB1-GRT48120-29	48"W x 120"L x 29"H, (3) 26" wood panel bases	342	\$7,190
NPB1-GRT48144-29	48"W x 144"L x 29"H, (3) 26" wood panel bases	425	\$7,506
NPB1-GRT6072-29	60"W x 72"L x 29"H, (2) 26" wood panel bases	233	\$4,931
NPB1-GRT6096-29	60"W x 96"L x 29"H, (2) 26" wood panel bases	290	\$5,325
NPB1-GRT60120-29	60"W x 120"L x 29"H, (3) 26" wood panel bases	402	\$7,572
NPB1-GRT60144-29	60"W x 144"L x 29"H, (3) 26" wood panel bases	492	\$7,960
<b>5/8" Wood Bevel Edges</b>			
NPB1-JRT3672-29	36"W x 72"L x 29"H, (2) 26" wood panel bases	178	\$4,468
NPB1-JRT3696-29	36"W x 96"L x 29"H, (2) 26" wood panel bases	194	\$4,709
NPB1-JRT36120-29	36"W x 120"L x 29"H, (3) 26" wood panel bases	264	\$6,816
NPB1-JRT36144-29	36"W x 144"L x 29"H, (3) 26" wood panel bases	291	\$7,061
NPB1-JRT4872-29	48"W x 72"L x 29"H, (2) 26" wood panel bases	192	\$4,700
NPB1-JRT4896-29	48"W x 96"L x 29"H, (2) 26" wood panel bases	250	\$5,015
NPB1-JRT48120-29	48"W x 120"L x 29"H, (3) 26" wood panel bases	342	\$7,190
NPB1-JRT48144-29	48"W x 144"L x 29"H, (3) 26" wood panel bases	425	\$7,506




Racetrack



Wood Panel Racetrack Tables (cont.)			
Model Number	Description	Wt	List Price
NPB1-JRT6072-29	60"W x 72"L x 29"H, (2) 26" wood panel bases	233	\$4,931
NPB1-JRT6096-29	60"W x 96"L x 29"H, (2) 26" wood panel bases	290	\$5,325
NPB1-JRT60120-29	60"W x 120"L x 29"H, (3) 26" wood panel bases	402	\$7,572
NPB1-JRT60144-29	60"W x 144"L x 29"H, (3) 26" wood panel bases	492	\$7,960
<b>1-1/4" Wood Bullnose Edges</b>			
NPB1-LRT3672-29	36"W x 72"L x 29"H, (2) 26" wood panel bases	178	\$4,637
NPB1-LRT3696-29	36"W x 96"L x 29"H, (2) 26" wood panel bases	194	\$4,929
NPB1-LRT36120-29	36"W x 120"L x 29"H, (3) 26" wood panel bases	264	\$7,091
NPB1-LRT36144-29	36"W x 144"L x 29"H, (3) 26" wood panel bases	291	\$7,393
NPB1-LRT4872-29	48"W x 72"L x 29"H, (2) 26" wood panel bases	192	\$4,929
NPB1-LRT4896-29	48"W x 96"L x 29"H, (2) 26" wood panel bases	250	\$5,299
NPB1-LRT48120-29	48"W x 120"L x 29"H, (3) 26" wood panel bases	342	\$7,546
NPB1-LRT48144-29	48"W x 144"L x 29"H, (3) 26" wood panel bases	425	\$7,926
NPB1-LRT6072-29	60"W x 72"L x 29"H, (2) 26" wood panel bases	233	\$5,198
NPB1-LRT6096-29	60"W x 96"L x 29"H, (2) 26" wood panel bases	290	\$5,674
NPB1-LRT60120-29	60"W x 120"L x 29"H, (3) 26" wood panel bases	402	\$8,007
NPB1-LRT60144-29	60"W x 144"L x 29"H, (3) 26" wood panel bases	492	\$8,479

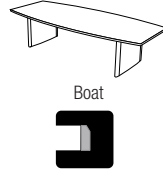
\* See accessories page for power/connectivity options.

**Required to order:** Model # including options if applicable, laminate selection and powder coat color.  
**If applicable:** PVC color, wood selection and wood finish color.



Boat

Wood Panel Boat Tables			
Model Number	Description	Wgt.	List Price
<b>3mm PVC Edges</b>			
NPB1-CBT36/4272-29	36"W x 72"L x 29"H, (2) 26" wood panel bases	178	\$4,324
NPB1-CBT36/4296-29	36"W x 96"L x 29"H, (2) 26" wood panel bases	194	\$4,479
NPB1-CBT36/42120-29	36"W x 120"L x 29"H, (3) 26" wood panel bases	264	\$6,542
NPB1-CBT36/42144-29	36"W x 144"L x 29"H, (3) 26" wood panel bases	291	\$6,610
NPB1-CBT36/4872-29	48"W x 72"L x 29"H, (2) 26" wood panel bases	192	\$4,324
NPB1-CBT36/4896-29	48"W x 96"L x 29"H, (2) 26" wood panel bases	250	\$4,479
NPB1-CBT36/48120-29	48"W x 120"L x 29"H, (3) 26" wood panel bases	342	\$6,542
NPB1-CBT36/48144-29	48"W x 144"L x 29"H, (3) 26" wood panel bases	425	\$6,610
NPB1-CBT48/6072-29	60"W x 72"L x 29"H, (2) 26" wood panel bases	233	\$4,420
NPB1-CBT48/6096-29	60"W x 96"L x 29"H, (2) 26" wood panel bases	290	\$4,646
NPB1-CBT48/60120-29	60"W x 120"L x 29"H, (3) 26" wood panel bases	402	\$6,714
<b>3mm Wood Edges</b>			
NPB1-EBT36/4272-29	36"W x 72"L x 29"H, (2) 26" wood panel bases	178	\$4,558
NPB1-EBT36/4296-29	36"W x 96"L x 29"H, (2) 26" wood panel bases	194	\$4,739
NPB1-EBT36/42120-29	36"W x 120"L x 29"H, (3) 26" wood panel bases	264	\$6,802
NPB1-EBT36/42144-29	36"W x 144"L x 29"H, (3) 26" wood panel bases	291	\$6,895
NPB1-EBT36/4872-29	48"W x 72"L x 29"H, (2) 26" wood panel bases	192	\$4,558
NPB1-EBT36/4896-29	48"W x 96"L x 29"H, (2) 26" wood panel bases	250	\$4,739
NPB1-EBT36/48120-29	48"W x 120"L x 29"H, (3) 26" wood panel bases	342	\$6,802
NPB1-EBT36/48144-29	48"W x 144"L x 29"H, (3) 26" wood panel bases	425	\$6,895
NPB1-EBT48/6072-29	60"W x 72"L x 29"H, (2) 26" wood panel bases	233	\$4,681
NPB1-EBT48/6096-29	60"W x 96"L x 29"H, (2) 26" wood panel bases	290	\$4,931
NPB1-EBT48/60120-29	60"W x 120"L x 29"H, (3) 26" wood panel bases	402	\$7,026
<b>5/8" Wood Bullnose Edges</b>			
NPB1-GBT36/4272-29	36"W x 72"L x 29"H, (2) 26" wood panel bases	178	\$4,612
NPB1-GBT36/4296-29	36"W x 96"L x 29"H, (2) 26" wood panel bases	194	\$4,897
NPB1-GBT36/42120-29	36"W x 120"L x 29"H, (3) 26" wood panel bases	264	\$7,045
NPB1-GBT36/42144-29	36"W x 144"L x 29"H, (3) 26" wood panel bases	291	\$7,331
NPB1-GBT36/4872-29	48"W x 72"L x 29"H, (2) 26" wood panel bases	192	\$4,612
NPB1-GBT36/4896-29	48"W x 96"L x 29"H, (2) 26" wood panel bases	250	\$4,897
NPB1-GBT36/48120-29	48"W x 120"L x 29"H, (3) 26" wood panel bases	342	\$7,045
NPB1-GBT36/48144-29	48"W x 144"L x 29"H, (3) 26" wood panel bases	425	\$7,331
NPB1-GBT48/6072-29	60"W x 72"L x 29"H, (2) 26" wood panel bases	233	\$4,822
NPB1-GBT48/6096-29	60"W x 96"L x 29"H, (2) 26" wood panel bases	290	\$5,177
NPB1-GBT48/60120-29	60"W x 120"L x 29"H, (3) 26" wood panel bases	402	\$7,391



Boat

Wood Panel Boat Tables (cont.)			
Model Number	Description	Wt	List Price
<b>5/8" Wood Bevel Edges</b>			
NPB1-JBT36/4272-29	36"W x 72"L x 29"H, (2) 26" wood panel bases	178	\$4,612
NPB1-JBT36/4296-29	36"W x 96"L x 29"H, (2) 26" wood panel bases	194	\$4,897
NPB1-JBT36/42120-29	36"W x 120"L x 29"H, (3) 26" wood panel bases	264	\$7,045
NPB1-JBT36/42144-29	36"W x 144"L x 29"H, (3) 26" wood panel bases	291	\$7,331
NPB1-JBT36/4872-29	48"W x 72"L x 29"H, (2) 26" wood panel bases	192	\$4,612
NPB1-JBT36/4896-29	48"W x 96"L x 29"H, (2) 26" wood panel bases	250	\$4,897
NPB1-JBT36/48120-29	48"W x 120"L x 29"H, (3) 26" wood panel bases	342	\$7,045
NPB1-JBT36/48144-29	48"W x 144"L x 29"H, (3) 26" wood panel bases	425	\$7,331
NPB1-JBT48/6072-29	60"W x 72"L x 29"H, (2) 26" wood panel bases	233	\$4,822
NPB1-JBT48/6096-29	60"W x 96"L x 29"H, (2) 26" wood panel bases	290	\$5,177
NPB1-JBT48/60120-29	60"W x 120"L x 29"H, (3) 26" wood panel bases	402	\$7,391
<b>1-1/4" Wood Bullnose Edges</b>			
NPB1-LBT36/4272-29	36"W x 72"L x 29"H, (2) 26" wood panel bases	178	\$4,872
NPB1-LBT36/4296-29	36"W x 96"L x 29"H, (2) 26" wood panel bases	194	\$5,226
NPB1-LBT36/42120-29	36"W x 120"L x 29"H, (3) 26" wood panel bases	264	\$7,450
NPB1-LBT36/42144-29	36"W x 144"L x 29"H, (3) 26" wood panel bases	291	\$7,815
NPB1-LBT36/4872-29	48"W x 72"L x 29"H, (2) 26" wood panel bases	192	\$4,872
NPB1-LBT36/4896-29	48"W x 96"L x 29"H, (2) 26" wood panel bases	250	\$5,226
NPB1-LBT36/48120-29	48"W x 120"L x 29"H, (3) 26" wood panel bases	342	\$7,450
NPB1-LBT36/48144-29	48"W x 144"L x 29"H, (3) 26" wood panel bases	425	\$7,815
NPB1-LBT48/6072-29	60"W x 72"L x 29"H, (2) 26" wood panel bases	233	\$5,129
NPB1-LBT48/6096-29	60"W x 96"L x 29"H, (2) 26" wood panel bases	290	\$5,581
NPB1-LBT48/60120-29	60"W x 120"L x 29"H, (3) 26" wood panel bases	402	\$7,892

\* See accessories page for power/connectivity options.



# NOUVELLE Wood Panels

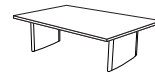
Ottomen  
Benches  
Chairs & Stools  
Interactive Seating  
Occasional Tables  
Tables  
Conference Tables  
Desks  
Technology Carts & Podiums  
Storage



Rectangle



Wood Panel Rectangular Tables				
Model Number	Description	Wgt.	List Price	
<b>3mm PVC Edges</b>				
NPB1-C3672-29	36"W x 72"L x 29"H, (2) 26" wood panel bases	187	\$4,094	
NPB1-C3696-29	36"W x 96"L x 29"H, (2) 26" wood panel bases	204	\$4,218	
NPB1-C36120-29	36"W x 120"L x 29"H, (3) 26" wood panel bases	276	\$6,204	
NPB1-C36144-29	36"W x 144"L x 29"H, (3) 26" wood panel bases	306	\$6,327	
NPB1-C4872-29	48"W x 72"L x 29"H, (2) 26" wood panel bases	202	\$4,218	
NPB1-C4896-29	48"W x 96"L x 29"H, (2) 26" wood panel bases	241	\$4,346	
NPB1-C48120-29	48"W x 120"L x 29"H, (3) 26" wood panel bases	323	\$6,392	
NPB1-C48144-29	48"W x 144"L x 29"H, (3) 26" wood panel bases	362	\$6,461	
NPB1-C6072-29	60"W x 72"L x 29"H, (2) 26" wood panel bases	253	\$4,314	
NPB1-C6096-29	60"W x 96"L x 29"H, (2) 26" wood panel bases	315	\$4,513	
NPB1-C60120-29	60"W x 120"L x 29"H, (3) 26" wood panel bases	431	\$6,565	
NPB1-C60144-29	60"W x 144"L x 29"H, (3) 26" wood panel bases	494	\$6,738	
<b>3mm Wood Edges</b>				
NPB1-E3672-29	36"W x 72"L x 29"H, (2) 26" wood panel bases	187	\$4,248	
NPB1-E3696-29	36"W x 96"L x 29"H, (2) 26" wood panel bases	204	\$4,375	
NPB1-E36120-29	36"W x 120"L x 29"H, (3) 26" wood panel bases	276	\$6,398	
NPB1-E36144-29	36"W x 144"L x 29"H, (3) 26" wood panel bases	306	\$6,561	
NPB1-E4872-29	48"W x 72"L x 29"H, (2) 26" wood panel bases	202	\$4,375	
NPB1-E4896-29	48"W x 96"L x 29"H, (2) 26" wood panel bases	241	\$4,528	
NPB1-E48120-29	48"W x 120"L x 29"H, (3) 26" wood panel bases	323	\$6,602	
NPB1-E48144-29	48"W x 144"L x 29"H, (3) 26" wood panel bases	362	\$6,694	
NPB1-E6072-29	60"W x 72"L x 29"H, (2) 26" wood panel bases	253	\$4,496	
NPB1-E6096-29	60"W x 96"L x 29"H, (2) 26" wood panel bases	315	\$4,721	
NPB1-E60120-29	60"W x 120"L x 29"H, (3) 26" wood panel bases	431	\$6,798	
NPB1-E60144-29	60"W x 144"L x 29"H, (3) 26" wood panel bases	494	\$6,997	
<b>5/8" Wood Bullnose Edges</b>				
NPB1-G3672-29	36"W x 72"L x 29"H, (2) 26" wood panel bases	187	\$4,315	
NPB1-G3696-29	36"W x 96"L x 29"H, (2) 26" wood panel bases	204	\$4,494	
NPB1-G36120-29	36"W x 120"L x 29"H, (3) 26" wood panel bases	276	\$6,547	
NPB1-G36144-29	36"W x 144"L x 29"H, (3) 26" wood panel bases	306	\$6,740	



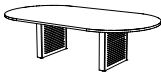
Rectangle



Wood Panel Rectangular Tables (cont.)				
Model Number	Description	Wt	List Price	
NPB1-G4872-29	48"W x 72"L x 29"H, (2) 26" wood panel bases	202	\$4,487	
NPB1-G4896-29	48"W x 96"L x 29"H, (2) 26" wood panel bases	241	\$4,730	
NPB1-G48120-29	48"W x 120"L x 29"H, (3) 26" wood panel bases	323	\$6,837	
NPB1-G48144-29	48"W x 144"L x 29"H, (3) 26" wood panel bases	362	\$7,081	
NPB1-G6072-29	60"W x 72"L x 29"H, (2) 26" wood panel bases	253	\$4,665	
NPB1-G6096-29	60"W x 96"L x 29"H, (2) 26" wood panel bases	315	\$4,969	
NPB1-G60120-29	60"W x 120"L x 29"H, (3) 26" wood panel bases	431	\$7,130	
NPB1-G60144-29	60"W x 144"L x 29"H, (3) 26" wood panel bases	494	\$7,432	
<b>5/8" Wood Bevel edges</b>				
NPB1-J3672-29	36"W x 72"L x 29"H, (2) 26" wood panel bases	187	\$4,315	
NPB1-J3696-29	36"W x 96"L x 29"H, (2) 26" wood panel bases	204	\$4,494	
NPB1-J36120-29	36"W x 120"L x 29"H, (3) 26" wood panel bases	276	\$6,547	
NPB1-J36144-29	36"W x 144"L x 29"H, (3) 26" wood panel bases	306	\$6,740	
NPB1-J4872-29	48"W x 72"L x 29"H, (2) 26" wood panel bases	202	\$4,673	
NPB1-J4896-29	48"W x 96"L x 29"H, (2) 26" wood panel bases	241	\$4,730	
NPB1-J48120-29	48"W x 120"L x 29"H, (3) 26" wood panel bases	323	\$6,837	
NPB1-J48144-29	48"W x 144"L x 29"H, (3) 26" wood panel bases	362	\$7,081	
NPB1-J6072-29	60"W x 72"L x 29"H, (2) 26" wood panel bases	253	\$4,665	
NPB1-J6096-29	60"W x 96"L x 29"H, (2) 26" wood panel bases	315	\$4,969	
NPB1-J60120-29	60"W x 120"L x 29"H, (3) 26" wood panel bases	431	\$7,130	
NPB1-J60144-29	60"W x 144"L x 29"H, (3) 26" wood panel bases	494	\$7,432	
<b>1-1/4" Wood Bullnose Edges</b>				
NPB1-L3672-29	36"W x 72"L x 29"H, (2) 26" wood panel bases	178	\$4,405	
NPB1-L3696-29	36"W x 96"L x 29"H, (2) 26" wood panel bases	194	\$4,622	
NPB1-L36120-29	36"W x 120"L x 29"H, (3) 26" wood panel bases	264	\$6,708	
NPB1-L36144-29	36"W x 144"L x 29"H, (3) 26" wood panel bases	291	\$6,933	
NPB1-L4872-29	48"W x 72"L x 29"H, (2) 26" wood panel bases	202	\$4,612	
NPB1-L4896-29	48"W x 96"L x 29"H, (2) 26" wood panel bases	241	\$4,892	
NPB1-L48120-29	48"W x 120"L x 29"H, (3) 26" wood panel bases	323	\$7,033	
NPB1-L48144-29	48"W x 144"L x 29"H, (3) 26" wood panel bases	362	\$7,320	
NPB1-L6072-29	60"W x 72"L x 29"H, (2) 26" wood panel bases	253	\$4,817	
NPB1-L6096-29	60"W x 96"L x 29"H, (2) 26" wood panel bases	315	\$5,163	
NPB1-L60120-29	60"W x 120"L x 29"H, (3) 26" wood panel bases	431	\$7,370	
NPB1-L60144-29	60"W x 144"L x 29"H, (3) 26" wood panel bases	494	\$7,721	

**Required to order:** Model # including options if applicable, laminate selection and powder coat color.  
**If applicable:** PVC color, wood selection and wood finish color.

\* See accessories page for power/connectivity options.

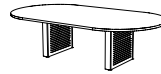


Racetrack



**Metal Panel Racetrack Tables**

Model Number	Description	Wgt.	List Price
<b>3mm PVC Edges</b>			
NPB2-CRT3672-29	36"W x 72"L x 29"H, (2) 24" metal panels	166	\$3,547
NPB2-CRT3696-29	36"W x 96"L x 29"H, (2) 24" metal panels	182	\$3,671
NPB2-CRT36120-29	36"W x 120"L x 29"H, (3) 24" metal panels	246	\$5,363
NPB2-CRT36144-29	36"W x 144"L x 29"H, (3) 24" metal panels	273	\$5,507
NPB2-CRT4872-29	48"W x 72"L x 29"H, (2) 24" metal panels	180	\$3,697
NPB2-CRT4896-29	48"W x 96"L x 29"H, (2) 24" metal panels	238	\$3,850
NPB2-CRT48120-29	48"W x 120"L x 29"H, (3) 24" metal panels	324	\$5,602
NPB2-CRT48144-29	48"W x 144"L x 29"H, (3) 24" metal panels	407	\$5,669
NPB2-CRT6072-29	60"W x 72"L x 29"H, (2) 24" metal panels	221	\$3,792
NPB2-CRT6096-29	60"W x 96"L x 29"H, (2) 24" metal panels	278	\$4,015
NPB2-CRT60120-29	60"W x 120"L x 29"H, (3) 24" metal panels	384	\$5,772
NPB2-CRT60144-29	60"W x 144"L x 29"H, (3) 24" metal panels	474	\$6,005
<b>5/8" Wood Bullnose Edges</b>			
NPB2-GRT3672-29	36"W x 72"L x 29"H, (2) 24" metal panels	166	\$3,838
NPB2-GRT3696-29	36"W x 96"L x 29"H, (2) 24" metal panels	182	\$4,077
NPB2-GRT36120-29	36"W x 120"L x 29"H, (3) 24" metal panels	246	\$5,872
NPB2-GRT36144-29	36"W x 144"L x 29"H, (3) 24" metal panels	273	\$6,116
NPB2-GRT4872-29	48"W x 72"L x 29"H, (2) 24" metal panels	180	\$4,069
NPB2-GRT4896-29	48"W x 96"L x 29"H, (2) 24" metal panels	238	\$4,380
NPB2-GRT48120-29	48"W x 120"L x 29"H, (3) 24" metal panels	324	\$6,243
NPB2-GRT48144-29	48"W x 144"L x 29"H, (3) 24" metal panels	407	\$6,555
NPB2-GRT6072-29	60"W x 72"L x 29"H, (2) 24" metal panels	221	\$4,297
NPB2-GRT6096-29	60"W x 96"L x 29"H, (2) 24" metal panels	278	\$4,687
NPB2-GRT60120-29	60"W x 120"L x 29"H, (3) 24" metal panels	384	\$6,620
NPB2-GRT60144-29	60"W x 144"L x 29"H, (3) 24" metal panels	474	\$7,006



Racetrack



**Metal Panel Racetrack Tables**

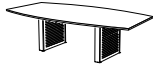
Model Number	Description	Wt	List Price
<b>5/8" Wood Bevel Edges</b>			
NPB2-JRT3672-29	36"W x 72"L x 29"H, (2) 24" metal panels	166	\$3,838
NPB2-JRT3696-29	36"W x 96"L x 29"H, (2) 24" metal panels	182	\$4,077
NPB2-JRT36120-29	36"W x 120"L x 29"H, (3) 24" metal panels	246	\$5,872
NPB2-JRT36144-29	36"W x 144"L x 29"H, (3) 24" metal panels	273	\$6,116
NPB2-JRT4872-29	48"W x 72"L x 29"H, (2) 24" metal panels	180	\$4,069
NPB2-JRT4896-29	48"W x 96"L x 29"H, (2) 24" metal panels	238	\$4,380
NPB2-JRT48120-29	48"W x 120"L x 29"H, (3) 24" metal panels	324	\$6,243
NPB2-JRT48144-29	48"W x 144"L x 29"H, (3) 24" metal panels	407	\$6,555
NPB2-JRT6072-29	60"W x 72"L x 29"H, (2) 24" metal panels	221	\$4,297
NPB2-JRT6096-29	60"W x 96"L x 29"H, (2) 24" metal panels	278	\$4,687
NPB2-JRT60120-29	60"W x 120"L x 29"H, (3) 24" metal panels	384	\$6,620
NPB2-JRT60144-29	60"W x 144"L x 29"H, (3) 24" metal panels	474	\$7,006
<b>1-1/4" Wood Bullnose Edges</b>			
NPB2-LRT3672-29	36"W x 72"L x 29"H, (2) 24" metal panels	166	\$4,007
NPB2-LRT3696-29	36"W x 96"L x 29"H, (2) 24" metal panels	182	\$4,295
NPB2-LRT36120-29	36"W x 120"L x 29"H, (3) 24" metal panels	246	\$6,145
NPB2-LRT36144-29	36"W x 144"L x 29"H, (3) 24" metal panels	273	\$6,444
NPB2-LRT4872-29	48"W x 72"L x 29"H, (2) 24" metal panels	180	\$4,295
NPB2-LRT4896-29	48"W x 96"L x 29"H, (2) 24" metal panels	238	\$4,662
NPB2-LRT48120-29	48"W x 120"L x 29"H, (3) 24" metal panels	324	\$6,595
NPB2-LRT48144-29	48"W x 144"L x 29"H, (3) 24" metal panels	407	\$6,972
NPB2-LRT6072-29	60"W x 72"L x 29"H, (2) 24" metal panels	221	\$4,563
NPB2-LRT6096-29	60"W x 96"L x 29"H, (2) 24" metal panels	278	\$5,032
NPB2-LRT60120-29	60"W x 120"L x 29"H, (3) 24" metal panels	384	\$7,051
NPB2-LRT60144-29	60"W x 144"L x 29"H, (3) 24" metal panels	474	\$7,519

\* See accessories page for power/connectivity options.

**Required to order:** Model # including options if applicable, laminate selection and powder coat color.  
**If applicable:** PVC color, wood selection and wood finish color.

# NOUVELLE Metal Panels

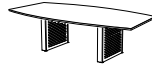
Ottomen  
Benches  
Chairs & Stools  
Interactive Seating  
Occasional Tables  
Tables  
Conference Tables  
Desks  
Technology Carts & Podiums  
Storage



Boat



Metal Panel Boat Tables				
Model Number	Description	Wgt.	List Price	
<b>3mm PVC Edges</b>				
NPB2-CBT36/4272-29	36"W x 72"L x 29"H, (2) 24" metal panels	166	\$3,697	
NPB2-CBT36/4296-29	36"W x 96"L x 29"H, (2) 24" metal panels	182	\$3,850	
NPB2-CBT36/42120-29	36"W x 120"L x 29"H, (3) 24" metal panels	246	\$5,602	
NPB2-CBT36/42144-29	36"W x 144"L x 29"H, (3) 24" metal panels	273	\$5,669	
NPB2-CBT36/4872-29	48"W x 72"L x 29"H, (2) 24" metal panels	180	\$3,697	
NPB2-CBT36/4896-29	48"W x 96"L x 29"H, (2) 24" metal panels	238	\$3,850	
NPB2-CBT36/48120-29	48"W x 120"L x 29"H, (3) 24" metal panels	324	\$5,602	
NPB2-CBT36/48144-29	48"W x 144"L x 29"H, (3) 24" metal panels	407	\$5,669	
NPB2-CBT48/6072-29	60"W x 72"L x 29"H, (2) 24" metal panels	221	\$3,792	
NPB2-CBT48/6096-29	60"W x 96"L x 29"H, (2) 24" metal panels	278	\$4,015	
NPB2-CBT48/60120-29	60"W x 120"L x 29"H, (3) 24" metal panels	384	\$5,772	
<b>3mm Wood Edges</b>				
NPB2-EBT36/4272-29	36"W x 72"L x 29"H, (2) 24" metal panels	166	\$3,929	
NPB2-EBT36/4296-29	36"W x 96"L x 29"H, (2) 24" metal panels	182	\$4,108	
NPB2-EBT36/42120-29	36"W x 120"L x 29"H, (3) 24" metal panels	246	\$5,859	
NPB2-EBT36/42144-29	36"W x 144"L x 29"H, (3) 24" metal panels	273	\$3,827	
NPB2-EBT36/4872-29	48"W x 72"L x 29"H, (2) 24" metal panels	180	\$3,929	
NPB2-EBT36/4896-29	48"W x 96"L x 29"H, (2) 24" metal panels	238	\$4,108	
NPB2-EBT36/48120-29	48"W x 120"L x 29"H, (3) 24" metal panels	324	\$5,859	
NPB2-EBT36/48144-29	48"W x 144"L x 29"H, (3) 24" metal panels	407	\$3,827	
NPB2-EBT48/6072-29	60"W x 72"L x 29"H, (2) 24" metal panels	221	\$4,050	
NPB2-EBT48/6096-29	60"W x 96"L x 29"H, (2) 24" metal panels	278	\$4,298	
NPB2-EBT48/60120-29	60"W x 120"L x 29"H, (3) 24" metal panels	384	\$6,081	
<b>5/8" Wood Bullnose Edges</b>				
NPB2-GBT36/4272-29	36"W x 72"L x 29"H, (2) 24" metal panels	166	\$3,982	
NPB2-GBT36/4296-29	36"W x 96"L x 29"H, (2) 24" metal panels	182	\$4,264	
NPB2-GBT36/42120-29	36"W x 120"L x 29"H, (3) 24" metal panels	246	\$6,099	
NPB2-GBT36/42144-29	36"W x 144"L x 29"H, (3) 24" metal panels	273	\$6,383	
NPB2-GBT36/4872-29	48"W x 72"L x 29"H, (2) 24" metal panels	180	\$3,982	
NPB2-GBT36/4896-29	48"W x 96"L x 29"H, (2) 24" metal panels	238	\$4,264	
NPB2-GBT36/48120-29	48"W x 120"L x 29"H, (3) 24" metal panels	324	\$6,099	
NPB2-GBT36/48144-29	48"W x 144"L x 29"H, (3) 24" metal panels	407	\$6,383	
NPB2-GBT48/6072-29	60"W x 72"L x 29"H, (2) 24" metal panels	221	\$4,190	
NPB2-GBT48/6096-29	60"W x 96"L x 29"H, (2) 24" metal panels	278	\$4,542	
NPB2-GBT48/60120-29	60"W x 120"L x 29"H, (3) 24" metal panels	384	\$6,442	



Boat

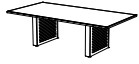


Metal Panel Boat Tables				
Model Number	Description	Wt	List Price	
<b>5/8" Wood Bevel Edges</b>				
NPB2-JBT36/4272-29	36"W x 72"L x 29"H, (2) 24" metal panels	166	\$3,982	
NPB2-JBT36/4296-29	36"W x 96"L x 29"H, (2) 24" metal panels	182	\$4,264	
NPB2-JBT36/42120-29	36"W x 120"L x 29"H, (3) 24" metal panels	246	\$6,099	
NPB2-JBT36/42144-29	36"W x 144"L x 29"H, (3) 24" metal panels	273	\$6,383	
NPB2-JBT36/4872-29	48"W x 72"L x 29"H, (2) 24" metal panels	180	\$3,982	
NPB2-JBT36/4896-29	48"W x 96"L x 29"H, (2) 24" metal panels	238	\$4,264	
NPB2-JBT36/48120-29	48"W x 120"L x 29"H, (3) 24" metal panels	324	\$6,099	
NPB2-JBT36/48144-29	48"W x 144"L x 29"H, (3) 24" metal panels	407	\$6,383	
NPB2-JBT48/6072-29	60"W x 72"L x 29"H, (2) 24" metal panels	221	\$4,190	
NPB2-JBT48/6096-29	60"W x 96"L x 29"H, (2) 24" metal panels	278	\$4,542	
NPB2-JBT48/60120-29	60"W x 120"L x 29"H, (3) 24" metal panels	384	\$6,313	
<b>1-1/4" Wood Bullnose Edges</b>				
NPB2-LBT36/4272-29	36"W x 72"L x 29"H, (2) 24" metal panels	166	\$4,240	
NPB2-LBT36/4296-29	36"W x 96"L x 29"H, (2) 24" metal panels	182	\$4,590	
NPB2-LBT36/42120-29	36"W x 120"L x 29"H, (3) 24" metal panels	246	\$6,502	
NPB2-LBT36/42144-29	36"W x 144"L x 29"H, (3) 24" metal panels	273	\$6,862	
NPB2-LBT36/4872-29	48"W x 72"L x 29"H, (2) 24" metal panels	180	\$4,240	
NPB2-LBT36/4896-29	48"W x 96"L x 29"H, (2) 24" metal panels	238	\$4,590	
NPB2-LBT36/48120-29	48"W x 120"L x 29"H, (3) 24" metal panels	324	\$6,502	
NPB2-LBT36/48144-29	48"W x 144"L x 29"H, (3) 24" metal panels	407	\$6,862	
NPB2-LBT48/6072-29	60"W x 72"L x 29"H, (2) 24" metal panels	221	\$4,494	
NPB2-LBT48/6096-29	60"W x 96"L x 29"H, (2) 24" metal panels	278	\$4,941	
NPB2-LBT48/60120-29	60"W x 120"L x 29"H, (3) 24" metal panels	384	\$6,938	

\* See accessories page for power/connectivity options.

**Required to order:** Model # including options if applicable, laminate selection and powder coat color.  
**If applicable:** PVC color, wood selection and wood finish color.





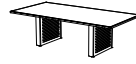
Rectangle



Metal Panel Rectangular Tables			
Model Number	Description	Wgt.	List Price
<b>3mm PVC Edges</b>			
NPB2-C3672-29	36"W x 72"L x 29"H, (2) 24" metal panels	175	\$3,470
NPB2-C3696-29	36"W x 96"L x 29"H, (2) 24" metal panels	192	\$3,592
NPB2-C36120-29	36"W x 120"L x 29"H, (3) 24" metal panels	258	\$5,266
NPB2-C36144-29	36"W x 144"L x 29"H, (3) 24" metal panels	288	\$5,389
NPB2-C4872-29	48"W x 72"L x 29"H, (2) 24" metal panels	190	\$3,592
NPB2-C4896-29	48"W x 96"L x 29"H, (2) 24" metal panels	229	\$3,719
NPB2-C48120-29	48"W x 120"L x 29"H, (3) 24" metal panels	305	\$5,454
NPB2-C48144-29	48"W x 144"L x 29"H, (3) 24" metal panels	344	\$5,522
NPB2-C6072-29	60"W x 72"L x 29"H, (2) 24" metal panels	241	\$3,687
NPB2-C6096-29	60"W x 96"L x 29"H, (2) 24" metal panels	303	\$3,884
NPB2-C60120-29	60"W x 120"L x 29"H, (3) 24" metal panels	413	\$5,625
NPB2-C60144-29	60"W x 144"L x 29"H, (3) 24" metal panels	476	\$5,795
<b>3mm Wood Edges</b>			
NPB2-E3672-29	36"W x 72"L x 29"H, (2) 24" metal panels	175	\$3,621
NPB2-E3696-29	36"W x 96"L x 29"H, (2) 24" metal panels	192	\$3,747
NPB2-E36120-29	36"W x 120"L x 29"H, (3) 24" metal panels	258	\$5,458
NPB2-E36144-29	36"W x 144"L x 29"H, (3) 24" metal panels	288	\$5,621
NPB2-E4872-29	48"W x 72"L x 29"H, (2) 24" metal panels	190	\$3,747
NPB2-E4896-29	48"W x 96"L x 29"H, (2) 24" metal panels	229	\$3,899
NPB2-E48120-29	48"W x 120"L x 29"H, (3) 24" metal panels	305	\$5,660
NPB2-E48144-29	48"W x 144"L x 29"H, (3) 24" metal panels	344	\$5,753
NPB2-E6072-29	60"W x 72"L x 29"H, (2) 24" metal panels	241	\$3,866
NPB2-E6096-29	60"W x 96"L x 29"H, (2) 24" metal panels	303	\$4,090
NPB2-E60120-29	60"W x 120"L x 29"H, (3) 24" metal panels	413	\$5,856
NPB2-E60144-29	60"W x 144"L x 29"H, (3) 24" metal panels	476	\$6,053
<b>5/8" Wood Bullnose Edges</b>			
NPB2-G3672-29	36"W x 72"L x 29"H, (2) 24" metal panels	175	\$3,688
NPB2-G3696-29	36"W x 96"L x 29"H, (2) 24" metal panels	192	\$3,864
NPB2-G36120-29	36"W x 120"L x 29"H, (3) 24" metal panels	258	\$5,606
NPB2-G36144-29	36"W x 144"L x 29"H, (3) 24" metal panels	288	\$5,797

\* See accessories page for power/connectivity options.

**Required to order:** Model # including options if applicable, laminate selection and powder coat color.  
**If applicable:** PVC color, wood selection and wood finish color.



Rectangle



Metal Panel Rectangular Tables (cont.)			
Model Number	Description	Wt	List Price
NPB2-G4872-29	48"W x 72"L x 29"H, (2) 24" metal panels	190	\$3,857
NPB2-G4896-29	48"W x 96"L x 29"H, (2) 24" metal panels	229	\$4,099
NPB2-G48120-29	48"W x 120"L x 29"H, (3) 24" metal panels	305	\$5,893
NPB2-G48144-29	48"W x 144"L x 29"H, (3) 24" metal panels	344	\$6,135
NPB2-G6072-29	60"W x 72"L x 29"H, (2) 24" metal panels	241	\$4,036
NPB2-G6096-29	60"W x 96"L x 29"H, (2) 24" metal panels	303	\$4,336
NPB2-G60120-29	60"W x 120"L x 29"H, (3) 24" metal panels	413	\$6,184
NPB2-G60144-29	60"W x 144"L x 29"H, (3) 24" metal panels	476	\$6,483
<b>5/8" Wood Bevel edges</b>			
NPB2-J3672-29	36"W x 72"L x 29"H, (2) 24" metal panels	175	\$3,688
NPB2-J3696-29	36"W x 96"L x 29"H, (2) 24" metal panels	192	\$3,864
NPB2-J36120-29	36"W x 120"L x 29"H, (3) 24" metal panels	258	\$5,606
NPB2-J36144-29	36"W x 144"L x 29"H, (3) 24" metal panels	288	\$5,797
NPB2-J4872-29	48"W x 72"L x 29"H, (2) 24" metal panels	190	\$3,857
NPB2-J4896-29	48"W x 96"L x 29"H, (2) 24" metal panels	229	\$4,099
NPB2-J48120-29	48"W x 120"L x 29"H, (3) 24" metal panels	305	\$5,893
NPB2-J48144-29	48"W x 144"L x 29"H, (3) 24" metal panels	344	\$6,135
NPB2-J6072-29	60"W x 72"L x 29"H, (2) 24" metal panels	241	\$4,036
NPB2-J6096-29	60"W x 96"L x 29"H, (2) 24" metal panels	303	\$4,336
NPB2-J60120-29	60"W x 120"L x 29"H, (3) 24" metal panels	413	\$6,184
NPB2-J60144-29	60"W x 144"L x 29"H, (3) 24" metal panels	476	\$6,483
<b>1-1/4" Wood Bullnose Edges</b>			
NPB2-L3672-29	36"W x 72"L x 29"H, (2) 24" metal panels	175	\$3,777
NPB2-L3696-29	36"W x 96"L x 29"H, (2) 24" metal panels	192	\$3,992
NPB2-L36120-29	36"W x 120"L x 29"H, (3) 24" metal panels	258	\$5,765
NPB2-L36144-29	36"W x 144"L x 29"H, (3) 24" metal panels	288	\$5,989
NPB2-L4872-29	48"W x 72"L x 29"H, (2) 24" metal panels	190	\$3,982
NPB2-L4896-29	48"W x 96"L x 29"H, (2) 24" metal panels	229	\$4,259
NPB2-L48120-29	48"W x 120"L x 29"H, (3) 24" metal panels	305	\$6,089
NPB2-L48144-29	48"W x 144"L x 29"H, (3) 24" metal panels	344	\$6,373
NPB2-L6072-29	60"W x 72"L x 29"H, (2) 24" metal panels	241	\$4,185
NPB2-L6096-29	60"W x 96"L x 29"H, (2) 24" metal panels	303	\$4,527
NPB2-L60120-29	60"W x 120"L x 29"H, (3) 24" metal panels	413	\$6,421
NPB2-L60144-29	60"W x 144"L x 29"H, (3) 24" metal panels	476	\$6,770

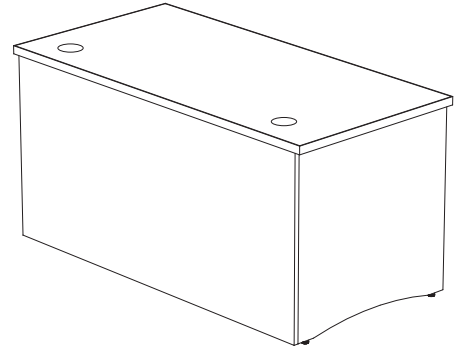
## General Specifications

**Table Top:** Tops are 1-1/4" thick, three ply 45lb particle board with .050" high pressure laminate top surface and a .030" phenolic backer. Edge is 3mm PVC with a 1/8" radius top and bottom. Top receives 80 mm grommets.

**End Panels:** Tops are attached to the end and modesty panels with (4) steel "Z" brackets and mounted via 1/4"-20 inserts and bolts. End panels have embedded threaded metal inserts to accept machine threaded connecting hardware for metal-to-metal fastener contact to work surface top. End panels receive male mod-eez connectors at three locations to attach to modesty panel. End panels to receive 60mm grommets where specified. Each panel is equipped with (2) adjustable glides. Desk may be specified with work surface supporting pedestal as finished end.

**Modesty Panel:** Where modesty panel connects to end panels there shall be a recessed female mod-eez connector to attach to end panels for a positive lock. Panel is to include a formed trough to accommodate power and data cabling that is attached with #8 x 1" wood screws at desired height.

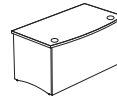
**Finish:** See **mediatechnologies®** Finish and Color Guide for choices.



Convex Bow Top



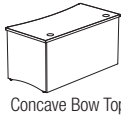
Convex Bow Top TFL				
Model Number	Description	Wgt.	List Price	
3mm PVC Edges				
TDB-T-C3048-29	30"D x 48"W	104	\$653	
TDB-T-C3060-29	30"D x 60"W	127	\$740	



Convex Bow Top



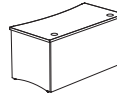
Convex Bow Top HPL				
Model Number	Description	Wgt.	List Price	
3mm PVC Edges				
TDB-L-C3048-29	30"D x 48"W		\$772	
TDB-L-C3060-29	30"D x 60"W	189	\$879	



Concave Bow Top



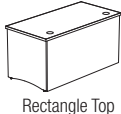
Concave Bow Top TFL				
Model Number	Description	Wgt.	List Price	
3mm PVC Edges				
TDC-T-C3048-29	30"D x 48"W	104	\$653	
TDC-T-C3060-29	30"D x 60"W	127	\$740	



Concave Bow Top



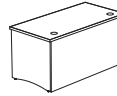
Concave Bow Top HPL				
Model Number	Description	Wgt.	List Price	
3mm PVC Edges				
TDC-L-C3048-29	30"D x 48"W	101	\$772	
TDC-L-C3060-29	30"D x 60"W	127	\$879	



Rectangle Top



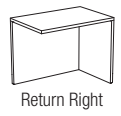
Rectangular Top TFL				
Model Number	Description	Wgt.	List Price	
3mm PVC Edges				
TDR-T-C3048-29	30"D x 48"W	104	\$608	
TDR-T-C3060-29	30"D x 60"W	127	\$692	



Rectangle Top



Rectangular Top HPL				
Model Number	Description	Wgt.	List Price	
3mm PVC Edges				
TDR-L-C3048-29	30"D x 48"W	101	\$718	
TDR-L-C3060-29	30"D x 60"W	127	\$817	

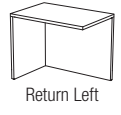


Return Right

Desk Return - Right TFL				
Model Number	Description	Wgt.	List Price	
3mm PVC Edges				
WDRR-T-C2036-29	20"D x 36"W		\$371	
WDRR-T-C2042-29	20"D x 42"W		\$371	



Steel Pedestal File/File				
Model Number	Description	Wgt.	List Price	
WMP121222	15.25"Wx 21.875"D x 26.875"H	68	\$617	



Return Left

Desk Return - Left TFL				
Model Number	Description	Wgt.	List Price	
3mm PVC Edges				
WDLR-T-C2036-29	20"D x 36"W		\$371	
WDLR-T-C2042-29	20"D x 42"W		\$371	



Steel Pedestal Box/Box/File				
Model Number	Description	Wgt.	List Price	
WMP661222	15.25"Wx 21.875"Dx 26.875"H	73	\$688	

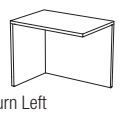


Return Right

Desk Return - Right HPL				
Model Number	Description	Wgt.	List Price	
3mm PVC Edges				
WDRR-L-C2036-29	20"D x 36"W		\$409	
WDRR-L-C2042-29	20"D x 42"W		\$409	

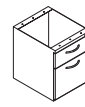


Steel Pedestal Cushion Top w/ Handle				
Model Number	Description	Wgt.	List Price	
WMP361222	15.25"Wx 21.875"Dx 23"H	70	\$1003	



Return Left

Desk Return - Left HPL				
Model Number	Description	Wgt.	List Price	
3mm PVC Edges				
WDLR-L-C2036-29	20"D x 36"W		\$409	
WDLR-L-C2042-29	20"D x 42"W		\$409	



Steel Pedestal Hanging File/File				
Model Number	Description	Wgt.	List Price	
WHP61222	15.25"Wx 21.875"Dx 19.375"H	43	\$468	



Pencil Drawers				
Model Number	Description	Wgt.	List Price	
MCD1817	18"W x 17"D x 2"H, Welded steel, core removable lock	10	\$310	

Ottomen  
Benches  
Chairs & Stools  
Interactive Seating  
Occasional Tables  
Tables  
Conference Tables  
Desks  
Technology Carts & Podiums  
Storage

## General Specifications

**Work Surface:** Work surfaces are 1-1/4" thick, with a 1-1/8" particleboard core, .050" high pressure laminate top and a .030 or thicker phenolic backer. Standard edge is 3mm PVC. Most standard offering HPL patterns are available. Tops are available in a variety of shapes and sizes. Tops include 80mm cabling grommets, locations to be determined by architect/owner.

**Steel End frames:** Steel end frames are weldments of 14 gauge steel tubing with 1" x 2" horizontal member at base and 1 1/4" x 1 1/4" uprights. Uprights are to be offset in a cantilevered position and to be secured at the top via a 1/4" thick steel plate that is welded to uprights. Top of steel end frame to be made of 1/4" thick steel and to be welded to uprights. Bottom member to have welded threaded inserts for leveling glides. Rear upright is drilled and tapped to receive machine screws for attachment of modesty/wire management panels. The 1/4" thick steel plate located between the uprights is also to receive through holes to receive steel stretcher bar.

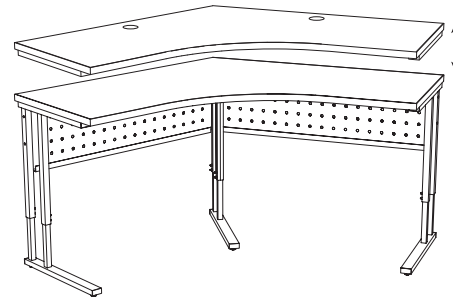
**Adjustable Legs:** Standard uprights are shortened approx 5 3/4". Two 1/4" holes are bored near the bottom of one face of each upright. A steel weld nut is welded to the outside of each hole and accepts a pointed set screw. A length of 14 gauge, 1 1/4" sq. steel tubing is inserted into the bottom of each leg. Each inserted tube is punched with (9) recesses, allowing for an overall adjustment range of 8" or desk heights of from 25 3/4" to 33 3/4" in one inch increments.

**Stretcher:** The under table support stretcher is constructed of 14 gauge 1" x 2" steel tubing. The stretcher is bolted to the end frame assemblies using 1/4" - 20 machine screws which pass through the 1/4" steel plate of each end frame into threaded steel inserts welded into each end of the stretcher.

**Modesty/Wire Management Panel:** This is a 12" deep, 18 gauge steel panel that mounts to both the underside of the work surface and to the end and/or intermediate frames. The panel is formed with a trough at the bottom to accommodate power and data cabling. Panel is structural, providing rigidity to the assembled table. It is attached with threaded metal fasteners to the end or intermediate panels and with threaded wood fasteners to the underside of the work surface. Panel shall include perforated detail throughout length and height of modesty panel.

Rectangle desk unit is offered in 60" or 72" lengths. Overall size of Boomerange desk unit to be 84" long, angled at 120 degrees, creating two equal lengths of 48" on student side of desk.

**Finish:** Standard powder coat on all metal parts is black; other colors may be specified. See **mediatechnologies®** Finish and Color Guide for choices.



Jack Desk Rectangle			
Model Number	Description	Wgt.	List Price
3mm PVC Edges			
JD-C3060-29	30" X 60" X 25-3/4" - 33-3/4" H		1000
JD-C3072-29	30" X 72" X 25-3/4" - 33-3/4" H		1279

Jack Desk Boomerang			
Model Number	Description	Wgt.	List Price
3mm PVC Edges			
JD-C24/4884-29	84" Overall Length	121	1705

**Required to order:** Model # including options if applicable, laminate selection and powder coat color.  
**If applicable:** PVC color, wood selection and wood finish color.

Ottomen  
Benches  
Chairs & Stools  
Interactive Seating  
Occasional Tables  
Tables  
Conference Tables  
Desks  
Technology Carts & Podiums  
Storage

## General Specifications

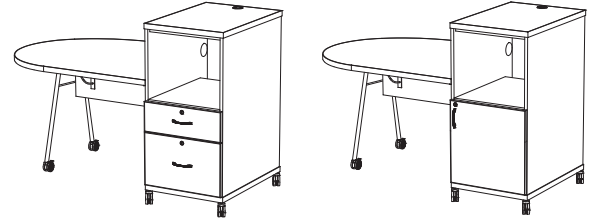
**Cabinet:** Cabinet is constructed with 3/4" thick engineered wood with either thermally fused laminate or high pressure laminate box finish and 3mm PVC edges. Cabinet worksurface is 1-1/4" thick, three-ply particleboard with .050" high-pressure laminate top surface and .030" phenolic backer. Edge type is PVC (C). 2 Grommets are provided. One located in the worksurface and one located in the cabinet wall adjacent to the desk worksurface.

Box and File Drawer model receives one open storage area, one box and one file drawer each with full extension 100# ball bearing drawer slide. Cabinet model receives one open storage area and one locking cabinet.

**Cabinet Frame:** Steel frame is 11 gauge 1-1/4" square steel tubing. Frame assembly is attached to cabinet using wood screws. Mobile units use casters that attach via threaded inserts on underside of the steel frame assembly.

**Desk Table Top:** Table tops are 1" thick, three-ply particleboard with .050" high-pressure laminate top surface and .030" phenolic backer. Edge type is PVC (C). Corners on rectilinear tops are square with a 1/8" radius. Tops are available in Rectangular (Straight), Bell, Bean and curved rectangle shapes.

**Desk Leg Assembly:** Legs are 7/8" x 1-1/4", 16-gauge oval tubing. The two legs are spaced and angled outward, with a 3/8" steel rod tying the two legs together. The legs are welded to a 3/16" thick steel top plate. The bottom of each leg is capped with a 1/4" plate and bored and tapped to allow the attachment of a 60mm star caster with brake. Tables are fitted with a matching laminate modesty panel.



**Finish:** Standard powder coat on all metal parts is black; other colors may be specified. See mediatechnologies® Finish and Color Guide for choices.

Box and File Drawers				
Bell Shape Worksurface				
Model Number	Description	Wgt	List Price	
HPL Panels with 3mm PVC Edges				
WMBL-C3366L-29-B	32.5" x 65.5" x 29.25"H	240	\$2,659	
TFL Panels with 3mm PVC Edges				
WMBL-C3366T-29-B	32.5" x 65.5" x 29.25"H	240	\$2,487	
Bean Shape Worksurface				
Model Number	Description	Wgt	List Price	
HPL Panels with 3mm PVC Edges				
WMBN-C3366L-29-B	32.5" x 65.5" x 29.25"H	240	\$2,659	
TFL Panels with 3mm PVC Edges				
WMBN-C3366T-29-B	32.5" x 65.5" x 29.25"H	240	\$2,487	
Curved Shape Worksurface				
Model Number	Description	Wgt	List Price	
HPL Panels with 3mm PVC Edges				
WMCD-C3366L-29-B	32.5" x 65.5" x 29.25"H	240	\$2,659	
TFL Panels with 3mm PVC Edges				
WMCD-C3366T-29-B	32.5" x 65.5" x 29.25"H	240	\$2,487	
Straight Shape Worksurface				
Model Number	Description	Wgt	List Price	
HPL Panels with 3mm PVC Edges				
WMST-C3366L-29-B	32.5" x 65.5" x 29.25"H	240	\$2,659	
TFL Panels with 3mm PVC Edges				
WMST-C3366T-29-B	32.5" x 65.5" x 29.25"H	240	\$2,487	

Storage Cabinet				
Bell Shape Worksurface				
Model Number	Description	Wgt	List Price	
HPL Panels with 3mm PVC Edges				
WMBL-C3366L-29-C	32.5" x 65.5" x 29.25"H	240	\$2,516	
TFL Panels with 3mm PVC Edges				
WMBL-C3366T-29-C	32.5" x 65.5" x 29.25"H	240	\$2,341	
Bean Shape Worksurface				
Model Number	Description	Wgt	List Price	
HPL Panels with 3mm PVC Edges				
WMBN-C3366L-29-C	32.5" x 65.5" x 29.25"H	240	\$2,516	
TFL Panels with 3mm PVC Edges				
WMBN-C3366T-29-C	32.5" x 65.5" x 29.25"H	240	\$2,341	
Curved Shape Worksurface				
Model Number	Description	Wgt	List Price	
HPL Panels with 3mm PVC Edges				
WMCD-C3366L-29-C	32.5" x 65.5" x 29.25"H	240	\$2,516	
TFL Panels with 3mm PVC Edges				
WMCD-C3366T-29-C	32.5" x 65.5" x 29.25"H	240	\$2,341	
Straight Shape Worksurface				
Model Number	Description	Wgt	List Price	
HPL Panels with 3mm PVC Edges				
WMST-C3366L-29-C	32.5" x 65.5" x 29.25"H	240	\$2,516	
TFL Panels with 3mm PVC Edges				
WMST-C3366T-29-C	32.5" x 65.5" x 29.25"H	240	\$2,341	

**Required to order:** Model # including options if applicable, laminate selection and powder coat color.  
**If applicable:** PVC color, wood selection and wood finish color.

## General Specifications

**Cabinet:** Cabinet is constructed with 3/4" thick engineered wood with either thermally fused laminate or high pressure laminate box finish and 3mm PVC. Cabinet receives two box and one file drawer with full extension 100# ball bearing drawer slide.

**Cabinet Frame:** Steel frame is 11 gauge 1-1/4" square steel tubing. Frame assembly is attached to cabinet using wood screws. Mobile cabinet unit uses (4) casters that attach via threaded inserts on underside of the steel frame assembly.

**Desk Table Top:** Bullet-shaped top is 1" thick, three-ply particleboard with .050" high-pressure laminate top surface and .030" phenolic backer. Edges are 3mm PVC (C). Corners on rectilinear end are square with a 1/8" radius. (2) Oval grommets are provided. One located in the worksurface and one located in the cabinet wall beneath the desk worksurface. Tables are fitted with a matching laminate modesty panel.

**Desk Leg Assembly:** Leg set is 1-1/4", 14-gauge powder coated steel tubing formed into a "U" shape. A steel brace is welded between the two legs for added stability. The legs are welded to a 3/16" thick steel top plate. The bottom of each leg is capped with a 1/4" plate and bored and tapped to allow the attachment of a 60mm caster with brake.

**Finish:** Standard powder coat on all metal parts is black; other colors may be specified. See mediatechnologies® Finish and Color Guide for choices.



Jane Desk			
Box and File Drawers			
Bullet Shape Worksurface			
Model Number	Description	Wgt	List Price
HPL Panels with 3mm PVC Edges			
JN-C3060L-29	60"W x 30"D x 29"H		\$2,260
TFL Panels with 3mm PVC Edges			
JN-C3060T-29	60"W x 30"D x 29"H		\$1,989

**Required to order:** Model # including options if applicable, laminate selection and powder coat color.  
**If applicable:** PVC color, wood selection and wood finish color.

# SCHOLAR

## General Specifications

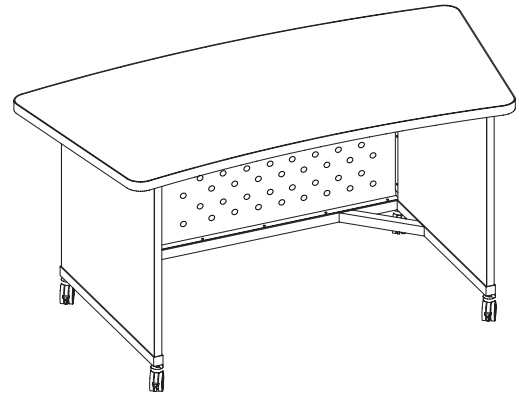
**Work surface:** Tops are 1/4" thick, three ply 45# particle board construction with .050" high pressure laminate top surface and a .030" phenolic backer. Edge is 3mm PVC with a 1/8" radius top and bottom. Tops are attached to the end and modesty panels with (4) steel brackets and mounted via 1/4"-20 inserts and bolts.

**Case:** End Panels are 1/4" HPL or 1" thick thermally fused laminate. Edge is 3mm PVC with a 1/8" radius top and bottom. The case is made up of two end panels and a 14-gauge perforated powder coated steel front panel. End Panels have embedded threaded metal inserts to accept machine threaded connecting hardware for metal-to-metal fastener contact to work surface top. End Panels receive male mod-eez connectors at three locations to attach to modesty panel. Tops are attached to the end and modesty panels with (3) steel brackets and mounted via 1/4"-20 inserts and bolts.

**Steel Chassis Frame:** Frame shall be a welded assembly of 1-1/4" square 14 gauge steel tube, drilled and tapped to receive casters and bored for connecting hardware. Finish shall be powder coat, manufacturer's standard colors.

**Casters:** Casters shall be 80mm twin wheel swivel casters with brake, rated at 100# per caster. Assembled unit shall use a total of (4) casters.

**Finish:** Standard powder coat on all metal parts is black; other colors may be specified. See mediatechnologies® Finish and Color Guide for choices.



48" Wide



60" Wide



Scholar Desk				
Model Number	Description	Wgt.	List Price	
Melamine Panels				
PD4830T-MB	48"W x 30"D x 29"H	102	\$1,109	
PD6030T-MB	60"W x 30"D x 29"H	118	\$1,199	
High Pressure Laminate Panels				
PD4830L-MB	48"W x 30"D x 29"H	110	\$1,212	
PD6030L-MB	60"W x 30"D x 29"H	118	\$1,296	

**Required to order:** Model # including options if applicable, laminate selection and powder coat color.  
**If applicable:** PVC color, wood selection and wood finish color.

Ottomen  
 Benches  
 Chairs & Stools  
 Interactive Seating  
 Occasional Tables  
 Tables  
 Conference Tables  
 Desks  
 Technology Carts & Podiums  
 Storage

## General Specifications

**Work surface:** Tops are 1 1/4" thick, three ply 45# particle board construction with .050" high pressure laminate top surface and a .030" phenolic backer. Edge is 3mm PVC with a 1/8" radius top and bottom. Tops are attached to the frames and mounted via 1/4"-20 inserts and bolts. Top surface is at 36" height. Lower work surface is at 29" height.

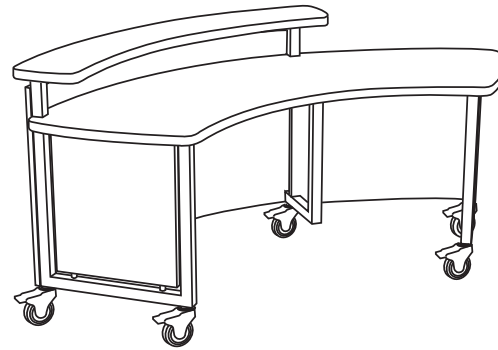
**Case:** Floating curved front panels available as high pressure laminate or wood veneer panels. Edge is 3mm PVC with a 1/8" radius top and bottom. Face panels have embedded threaded metal inserts to accept machine threaded connecting hardware for metal-to-metal fastener contact to steel chassis frames. End panel inserts are available as wood veneer or high pressure laminate panels

**Steel Chassis Frame:** Frame shall be a welded assembly of 1-1/4" square 14 gauge steel tube, drilled and tapped to receive casters and bored for connecting hardware. Finish shall be powder coat, manufacturer's standard colors.

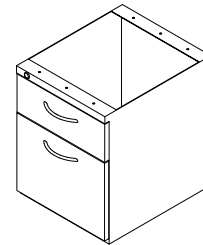
**Casters:** Casters shall be 100mm heavy duty swivel casters with brake, rated at 100# per caster. Assembled unit shall use a total of (5) casters.

**Hanging Pedestal:** Hanging pedestal shall be steel construction with satin nickel loop recessed pulls, locking mechanism, 1 box drawer, 3/4 extension slides, 1 file drawer, full extension slides, 15.25" width x 17.875" depth x 19.375" height. Hanging pedestal shall be provided uninstalled. Pedestal shall be finished in coordinating powder coat.

**Finish:** Standard powder coat on all metal parts is black; other colors may be specified. See mediatechnologies® Finish and Color Guide for choices.



			Nomad
Model Number	Description	Wgt.	List Price
ND-72D-MOB	Nomad Desk, Mobile		\$6,092
<b>with Steel Hanging Pedestal, 1 Box Drawer, 1 File Drawer</b>			
ND-72D-MOB-WHP	Nomad Desk, Mobile, Hanging Pedestal		\$6,559



Hanging Pedestal

# GTX Desk

## General Specifications

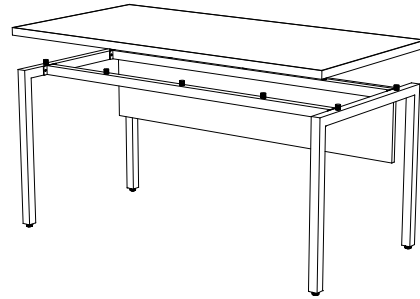
**Table Top:** Table tops are 1-1/4" thick, three-ply 45# particleboard construction, or MDF for DuraTuf-edged tops, with .050" high-pressure laminate top surface and a .030" phenolic backer.

**Corners for rectilinear tops:** Square corners on banded tops have a 1/8" radius; square corners on DuraTuf edged tops have a 1/2" radius. Rounded corners on all tops have a 2" radius.

**Leg and Frame Assembly:** Structural apron is a welded frame consisting of 14-gauge 1" x 2" steel tubing connected at the corners by 1/4" thick formed steel gussets. Legs are 1-1/2" diameter, 14-gauge steel tubing with threaded inserts and are bolted into the open corners of the frame. Legs are fitted with standard glides.

**Modesty Panel:** Panels are 3/4" thick, three ply 45# particle board construction with .050" high pressure laminate on both faces. Edge is 3mm PVC or Wood with a 1/8" radius top and bottom. Modesty panels connects to one horizontal spanner via 1/4"-20 bolts and inserts.

**Finish:** Standard powder coat on all metal parts is black; other colors may be specified. See **mediatechnologies®** Finish and Color Guide for choices.



Desk



GTX Desk				
Model Number	Description	Wgt	List Price	
3mm PVC Edges				
GD-C3060-29	GTX Desk, 30" x 60" x 29"H	120	\$1,177	
GD-C3072-29	GTX Desk, 30" x 72" x 29"H	131	\$1,278	

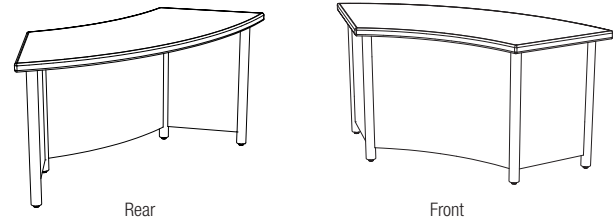
**Required to order:** Model # including options if applicable, laminate selection and powder coat color.  
**If applicable:** PVC color, wood selection and wood finish color.

Ottomen  
 Benches  
 Chairs & Stools  
 Interactive Seating  
 Occasional Tables  
 Tables  
 Conference Tables  
 Desks  
 Technology Carts & Podiums  
 Storage



## General Specifications

**Note:** For product specifications, please contact factory.



Ottomen  
Benches  
Chairs & Stools  
Interactive Seating  
Occasional Tables  
Tables  
Conference Tables  
Desks  
Technology Carts & Podiums  
Storage



Anchor Desk			
Part Number	Item Description	Wgt.	List Price
Wood Base and Laminate Top and 3mm PVC Edges			
AD-C2460-29	24" x 60" x 29"H	185	\$4,093
Wood Base and Wood Top with 3mm Wood Edges			
AD-E2460-29	24" x 60" x 29"H	185	\$4,283
Laminate Base and Laminate Top with 3mm PVC Edges			
AD-C2460L-29	24" x 60" x 29"H	185	\$3,768

**Required to order:** Model # including options if applicable, laminate selection and powder coat color.  
**If applicable:** PVC color, wood selection and wood finish color.

## General Specifications

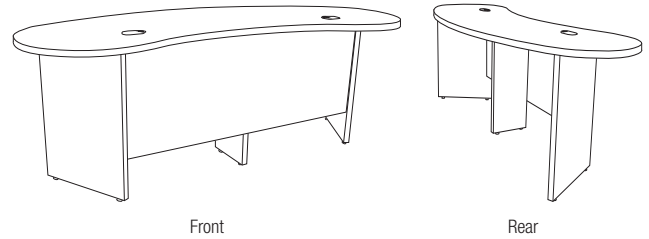
**Table Top:** Tops are 1-1/4" thick, three ply engineered wood construction with .050" high pressure laminate or premium wood veneer and a phenolic backer sheet. The edge is banded with 3mm PVC with an 1/8" radius top and bottom. Tops are attached with 1" #12 screws to the side and back panels with (3) steel Z brackets that are located in the underside of top. Top includes (1) 80mm grommet per user.

**End/Intermediate Panels:** Panels are three ply engineered wood with thermally fused laminate or premium wood veneer on both sides, 1" thick. Panels are banded with 3mm PVC with 1/8" radius on all edges. Panels have embedded threaded metal inserts to accept machine threaded connecting hardware for metal-to-metal fastener contact for mounting work surfaces. Panels are machined to accept shoulder screws that are used to attach back panels to end and intermediate panels. Overall panel height is 27"high. Each panel is equipped with two adjustable glides.

**Back Panels:** Panels are three ply engineered wood with thermally fused laminate or premium wood veneer on both sides, 1" thick. Panels are banded with 3mm PVC with 1/8" radius on all edges. Panels are banded on the top and vertical edges. Panels have embedded threaded metal inserts to accept machine threaded connecting hardware for metal-to-metal fastener contact for mounting work surfaces. On the thickness of the panels they are machined to accept recessed Mod-ezz clips, which are used to attach back panels to end and intermediate panels.

**Work Height:** The standard height is 29". Adjustable height or alternate may be specified.

**Finish:** Standard powder coat on all metal parts is black; other colors may be specified. See **mediatechnologies®** Finish and Color Guide for choices.



			Editor Desk	
Part Number	Item Description	Wgt.	List Price	
Wood Base with Laminate Top and 3mm PVC Edges				
ED-C3084-29	30" x 84" x 29"H	196	\$1,579	
Wood base and Top with 3mm Wood Edges				
ED-E3084-29	30" x 84" x 29"H	196	\$1,684	
Laminate Base and Top with 3mm PVC Edges				
ED-C3084L-29	30" x 84" x 29"H	196	\$1,431	

**Required to order:** Model # including options if applicable, laminate selection and powder coat color.  
**If applicable:** PVC color, wood selection and wood finish color.

## General Specifications

**Modular Steel Frame:** Frame shall be a welded assembly of 1-1/4" square 14 ga. steel tube, drilled and tapped to receive casters and bored for connecting hardware. Finish shall be powder coat, manufacturer's standard colors.

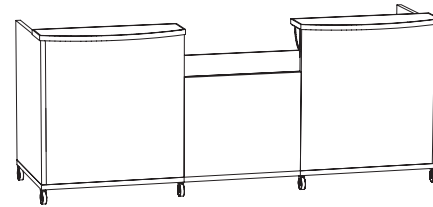
**Casework modules General:** Cases shall be constructed of 3/4" engineered wood panels with select grade [specify hardwood species] veneer faces. Case components shall be glued and doweled together with no exposed fasteners. Finish shall be clear conversion varnish and manufacturer's standard stain options. Worksurfaces shall be 1-1/4" thick panels with 1-1/8" particle board core, horizontal grade (.045") high pressure laminate upper surface and .030 backer sheet. Worksurface height shall be 30" AFF. Patron side edges shall be 5/16" thick hardwood and all other exposed worksurface edges shall be 1/8" thick hardwood. Modules shall be bored to connect together with male/female assembly bolts.

**Outer modules** Vertical side panels shall be 1-3/16" thick. Front panel shall terminate and extend above the worksurface and shall in turn be terminated by a transaction ledge. Transaction ledge shall be constructed in the same manner as the main worksurface and shall have a bowed patron side hardwood edge. It shall be supported by the side panel and a steel support bracket.

**Central module:** Front panel shall extend to the worksurface. Unit shall house two banks of drawers, each bank consisting of a lower file drawer and two upper box drawers. Each drawer shall use full extension ball bearing drawer slides rated at 100 lb capacity per pair.

**Casters:** Casters shall be 60mm twin wheel swivel casters with brake, rated at 100# per caster. Assembled unit shall use a total of (8) casters.

**Finish:** Standard powder coat on all metal parts is black; other colors may be specified. See **mediatechnologies®** Finish and Color Guide for choices.



Front



Back



48" Rear

Model Number	Description	Wood Panels	
		Wgt.	List Price
3mm Wood Edges			
ID-E48-42	48"W x 30"D x 42"H	250	\$3,255
ID-E72-42	72"W x 30"D x 42"H	350	\$4,310
ID-E102-42	102"W x 30"D x 42"H	600	\$12,168



72" Rear

Model Number	Description	Laminate Panels	
		Wgt.	List Price
3mm PVC Edges			
LID-C48-42	48"W x 30"D x 42"H	250	\$2,861
LID-C72-42	72"W x 30"D x 42"H	350	\$3,807
LID-C102-42	102"W x 30"D x 42"H	600	\$10,437

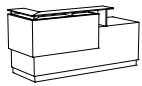
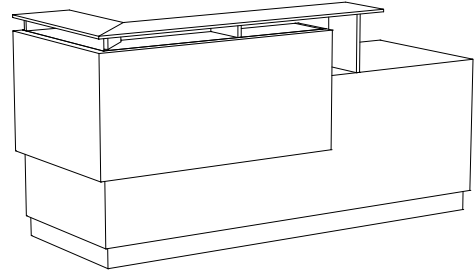


102" Rear

**Required to order:** Model # including options if applicable, laminate selection and powder coat color.  
**If applicable:** PVC color, wood selection and wood finish color.

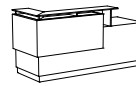
## General Specifications

**Note:** For product specifications, please contact factory.



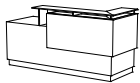
Main Unit Left

Wood - Main Desk Unit - Left				
Model Number	Description	Wgt	List Price	
MLDL-E3084-29	30" x 84" x 29"H/42"H	420	\$12,237	
MLDL-E3096-29	30" x 96" x 29"H/42"H	466	\$12,237	
MLDL-E30120-29	30" x 120" x 29"H/42"H	560	\$14,606	



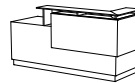
Main Unit Left

Laminate - Main Desk Unit - Left				
Model Number	Description	Wgt	List Price	
MLDL-C3084L-29	30" x 84" x 29"H/42"H	420	\$10,198	
MLDL-C3096L-29	30" x 96" x 29"H/42"H	466	\$10,198	
MLDL-C30120L-29	30" x 120" x 29"H/42"H	560	\$12,172	



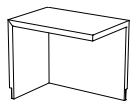
Main Unit Right

Wood - Main Desk Unit - Right				
Model Number	Description	Wgt	List Price	
MLDR-E3084-29	30" x 84" x 29"H/42"H	420	\$12,237	
MLDR-E3096-29	30" x 96" x 29"H/42"H	466	\$12,237	
MLDR-E30120-29	30" x 120" x 29"H/42"H	520	\$14,606	



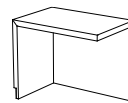
Main Unit Right

Laminate - Main Desk Unit - Right				
Model Number	Description	Wgt	List Price	
MLDR-C3084L-29	30" x 84" x 29"H/42"H	420	\$10,198	
MLDR-C3096L-29	30" x 96" x 29"H/42"H	466	\$10,198	
MLDR-C30120L-29	30" x 120" x 29"H/42"H	560	\$12,172	



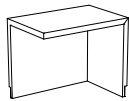
Return Unit Left

Wood - Desk Return Unit - Left				
Model Number	Description	Wgt	List Price	
MLRL-E3036-29	30" x 36" x 29"H	148	\$1,745	
MLRL-E3042-29	30" x 42" x 29"H	166	\$2,014	
MLRL-E3048-29	30" x 48" x 29"H	184	\$2,014	



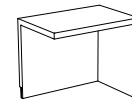
Return Unit Left

Laminate - Desk Return Unit - Left				
Model Number	Description	Wgt	List Price	
MLRL-C3036L-29	30" x 36" x 29"H	148	\$1,454	
MLRL-C3042L-29	30" x 42" x 29"H	166	\$1,678	
MLRL-C3048L-29	30" x 48" x 29"H	184	\$1,678	



Return Unit Right

Wood - Desk Return Unit - Right				
Model Number	Description	Wgt	List Price	
MLRR-E3036-29	30" x 36" x 29"H	148	\$1,745	
MLRR-E3042-29	30" x 42" x 29"H	166	\$2,014	
MLRR-E3048-29	30" x 48" x 29"H	184	\$2,014	



Return Unit Right

Laminate - Desk Return Unit - Right				
Model Number	Description	Wgt	List Price	
MLRR-C3036L-29	30" x 36" x 29"H	148	\$1,454	
MLRR-C3042L-29	30" x 42" x 29"H	166	\$1,678	
MLRR-C3048L-29	30" x 48" x 29"H	184	\$1,678	

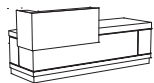
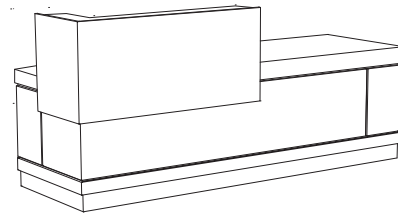


Steel Pedestal Hanging File/File				
Model Number	Description	Wgt.	List Price	
WHP61222	15.25"Wx 21.875"Dx 19.375"H	43	\$468	

**Required to order:** Model # including options if applicable, laminate selection and powder coat color.  
**If applicable:** PVC color, wood selection and wood finish color.

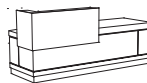
## General Specifications

**Note:** For product specifications, please contact factory.



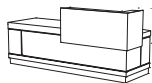
Main Unit Left

Wood - Main Desk Unit - Left				
Part Number	Item Description	Wgt.	List Price	
DMDL-E3084-29	30" x 84" x 29"H/42"H	420	\$12,830	
DMDL-E3096-29	30" x 96" x 29"H/42"H	466	\$12,830	
DMDL-E30120-29	30" x 120" x 29"H/42"H	560	\$15,132	



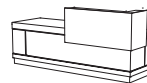
Main Unit Left

Laminate - Main Desk Unit - Left				
Part Number	Item Description	Wgt.	List Price	
DMDL-C3084L-29	30" x 84" x 29"H/42"H	420	\$10,708	
DMDL-C3096L-29	30" x 96" x 29"H/42"H	466	\$10,708	
DMDL-C30120L-29	30" x 120" x 29"H/42"H	560	\$12,682	



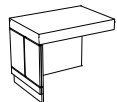
Main Unit Right

Wood - Main Desk Unit -Right				
Part Number	Item Description	Wgt.	List Price	
DMDR-E3084-29	30" x 84" x 29"H/42"H	420	\$12,830	
DMDR-E3096-29	30" x 96" x 29"H/42"H	466	\$12,830	
DMDR-E30120-29	30" x 120" x 29"H/42"H	560	\$15,132	



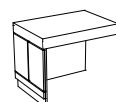
Main Unit Right

Laminate - Main Desk Unit -Right				
Part Number	Item Description	Wgt.	List Price	
DMDR-C3084L-29	30" x 84" x 29"H/42"H	420	\$11,191	
DMDR-C3096L-29	30" x 96" x 29"H/42"H	566	\$11,191	
DMDR-C30120L-29	30" x 120" x 29"H/42"H	560	\$12,682	



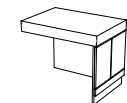
Return Unit Left

Wood - Desk Return Unit -Left				
Part Number	Item Description	Wgt.	List Price	
DMRL-E3036-29	30" x 36" x 29"H	148	\$1,843	
DMRL-E3042-29	30" x 42" x 29"H	166	\$2,106	
DMRL-E3048-29	30" x 48" x 29"H	184	\$2,106	



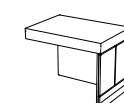
Return Unit Left

Laminate - Desk Return Unit -Left				
Part Number	Item Description	Wgt.	List Price	
DMRL-C3036L-29	30" x 36" x 29"H	148	\$1,536	
DMRL-C3042L-29	30" x 42" x 29"H	166	\$1,755	
DMRL-C3048L-29	30" x 48" x 29"H	184	\$1,755	



Return Unit Right

Wood - Desk Return Unit -Right				
Part Number	Item Description	Wgt.	List Price	
DMRR-E3036-29	30" x 36" x 29"H	148	\$1,843	
DMRR-E3042-29	30" x 42" x 29"H	166	\$2,106	
DMRR-E3048-29	30" x 48" x 29"H	184	\$2,106	



Return Unit Right

Laminate - Desk Return Unit -Right				
Part Number	Item Description	Wgt.	List Price	
DMRR-C3036L-29	30" x 36" x 29"H	148	\$1,536	
DMRR-C3042L-29	30" x 42" x 29"H	166	\$1,755	
DMRR-C3048L-29	30" x 48" x 29"H	184	\$1,755	



Steel Pedestal Hanging File/File				
Model Number	Description	Wgt.	List Price	
WHP61222	15.25"Wx 21.875"Dx 19.375"H	43	\$468	

**Required to order:** Model # including options if applicable, laminate selection and powder coat color.  
**If applicable:** PVC color, wood selection and wood finish color.

# STOWAWAY

Ottomen  
Benches  
Chairs & Stools  
Interactive Seating  
Occasional Tables  
Tables  
Conference Tables  
Desks  
Technology Carts & Podiums  
Storage

## General Specifications

**Top:** Top is 1-1/4" thick, three ply engineered wood construction with .050" high pressure laminate, HPL, and a phenolic backer sheet. All edges are 3mm PVC with 1/8" radius top and bottom. Top is fitted with a 50mm diameter wire grommet.

**Case Construction:** Cabinet case is constructed of 3/4" thick thermofused melamine/particle board panel material OR with three ply vertical grade HPL with 3mm PVC edge. Cases assembled using glue and dowel construction with blind pocket screw reinforcement where appropriate. Case is mounted to steel frame with threaded fasteners. Structural back panel is 18 ga. Steel with 1/4" square perforations in a decorative pattern for ventilation. A grommet may be specified in the bottom panel and/or base of side panels.

**Upper Shelf:** A fixed upper shelf of 3/4" thick thermofused melamine/particle board panel is provided. The exposed edges are edged with 3mm PVC.

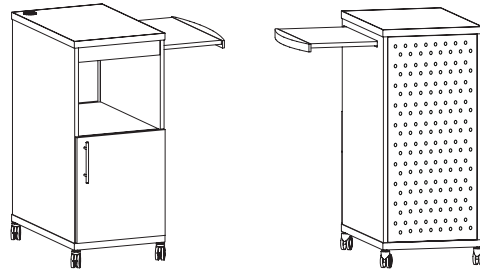
**Slide out Shelf:** Slideout shelf is mounted near the top of the unit and extends out of the case to the right from the user side. Shelf is 3/4" thermofused melamine and is mounted on ball bearing drawer slides. Shelf is capped with an arched piece of hardwood that serves as a pull.

**Drawers:** Two lower drawers are provided. Drawers are constructed of 3/4" thick thermofused melamine/particle board panel material OR with three ply vertical grade HPL with 3mm PVC edge. Drawer hardware includes ball bearing drawer slides and a choice of standard pull styles.

**Steel Base Frame:** Base is a rectangular welded frame using 1-1/4" square section steel tubing. Casters are mounted into threaded inserts welded into the frame. Frame is powder coated.

**Casters:** Casters are 75mm twin wheel swivel type with brake rated for a minimum of 100 lb. each.

**Finish:** Standard powder coat on all metal parts is black; other colors may be specified. See mediatechnologies® Finish and Color Guide for choices.



Stowaway with Storage Cabinet				
Model Number	Description	Wgt	List Price	
TFL Panels with 3mm PVC Edges				
PC1842-MB-TT	24"D x 18"W x 42"H	146	\$1,594	
HPL Panels with 3mm PVC Edges				
PC1842-MB-LL	24"D x 18"W x 42"H	146	\$2,038	
Oak Panels with 3mm Wood Edges				
PC1842-MB-00	24"D x 18"W x 42"H	146	\$2,426	



Stowaway with Drawer Storage				
Model Number	Description	Wgt	List Price	
TFL Panels with 3mm PVC Edges				
PCD1842-MB-TT	24"D x 18"W x 42"H	146	\$1,733	
HPL Panels with 3mm PVC Edges				
PCD1842-MB-LL	24"D x 18"W x 42"H	146	\$2,288	
Oak Panels with 3mm Wood Edges				
PCD1842-MB-00	24"D x 18"W x 42"H	146	\$2,763	

### Available Drawer/Cabinet Pulls



Wire Pull available in Black (P1B), or in Nickel (P1N)



Loop Pull available in Black (P2B), or in Nickel (P2N)



Curve Pull available in Nickel (P3N)



Recessed Pull available in Black (P4B), Grey (P4G), and Almond (P4A)



6" Bar Pull Stainless (P5)

**Required to order:** Model # including options if applicable, laminate selection and powder coat color.  
**If applicable:** PVC color, wood selection and wood finish color.

## General Specifications

**Table Top:** Tops are 1¼" thick, three ply 45# particle board construction with .050" high pressure laminate top surface and a .030" phenolic backer. Edge is 3mm PVC with a 1/8" radius top and bottom.

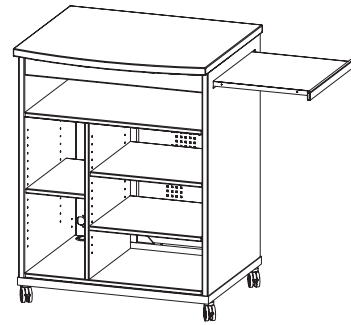
**Case Construction:** Main cabinet modules are constructed of 3/4" thick three ply thermofused particleboard with TFL or premium wood veneer face or 3/4" thick vertical grade high pressure laminate. Modules utilize a full 3/4" particle board sub-top with finished 3mm wood edge. Cabinets are assembled using glue and dowel joinery. Cabinet assembly includes a ridged steel stabilizing frame constructed of 1" square 12 gauge steel with welded corner gussets. Frame is bolted to the interior of the cabinet. Mobile units use casters that attach via threaded inserts on underside of the steel frame assembly.

**Steel Access Door:** Rear accessing door is constructed of formed 14 gauge powder coated steel that is perforated for air flow. Door has a welding 1" x 2" rectangular tube welded on the height of the door to receive concealed European style hinges that are also mounted to cabinet case.

**Adjustable Shelves:** Adjustable shelves are constructed of 3/4" thick three ply thermofused particleboard OR 3/4" thick vertical grade high pressure laminate. Shelves attach with plastic AWI approved shelf clips.

**Side Pull Out Shelf:** Constructed of 3/4" thick three ply thermofused particleboard OR 3/4" thick vertical grade high pressure laminate, the shelf is mounted to the cabinet with ball bearing drawer slides and includes a laminate retainer. Shelf mounts in cabinet and through a routed opening in the left hand side of the cart (right hand slide is available also).

**Finish:** Standard powder coat on all metal parts is black; other colors may be specified. See mediatechnologies® Finish and Color Guide for choices.



Concierge Tech Cart			
Model Number	Description	Wgt	List Price
TFL Panels with 3mm PVC Edges			
PCD-C3242-T-MB	32"W x 24"D x 42"H	199	\$1,986
HPL Panels with 3mm PVC Edges			
PCD-C3242-L-MB	32"W x 24"D x 42"H	199	\$2,281
Panels with Wood Edges			
PCD-E3242-O-MB	32"W x 24"D x 42"H	199	\$2,741

**Required to order:** Model # including options if applicable, laminate selection and powder coat color.  
**If applicable:** PVC color, wood selection and wood finish color.

## General Specifications

**Table Top:** Tops are 1 1/4" thick, three ply 45# particle board construction with .050" high pressure laminate top surface and a .030" phenolic backer. Edge is 3mm PVC with a 1/8" radius top and bottom.

Includes secondary work surface, which is same construction as the lower surface, and attaches via (4) 2" dia 14 gauge steel posts, which are fastened via a metal-to-metal connection.

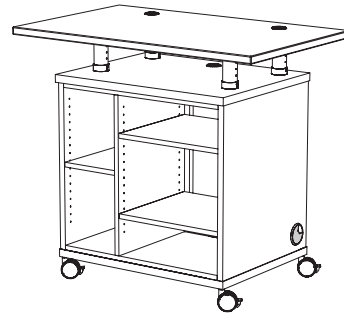
**Case Construction:** Main cabinet modules are constructed of 3/4" thick three ply thermofused particleboard with TFL or premium wood veneer face or 3/4" thick vertical grade high pressure laminate. Modules utilize a full 3/4" particle board sub-top with finished 3mm wood edge. Cabinets are assembled using glue and dowel joinery. Cabinet assembly includes a ridged steel stabilizing frame constructed of 1" square 12 gauge steel with welded corner gussets. Frame is bolted to the interior of the cabinet. Mobile units use casters that attach via threaded inserts on underside of the steel frame assembly.

**Steel Access Door:** Rear accessing door is constructed of formed 14 gauge powder coated steel that is perforated for air flow. Door has a welding 1" x 2" rectangular tube welded on the height of the door to receive concealed European style hinges that are also mounted to cabinet case.

**Adjustable Shelves:** Adjustable shelves are constructed of 3/4" thick three ply thermofused particleboard OR 3/4" thick vertical grade high pressure laminate. Shelves attach with plastic AWI approved shelf clips.

**Side Pull Out Shelf:** Constructed of 3/4" thick three ply thermofused particleboard OR 3/4" thick vertical grade high pressure laminate, the shelf is mounted to the cabinet with ball bearing drawer slides and includes a laminate retainer. Shelf mounts in cabinet and through a routed opening in the left hand side of the cart (right hand slide is available also).

**Finish:** Standard powder coat on all metal parts is black; other colors may be specified. See mediatechnologies® Finish and Color Guide for choices.



Samson Dual Surface Tech Cart				
Model Number	Description	Wgt	List Price	
<b>TFL Panels with 3mm PVC Edges</b>				
PCDD-C3242T-MB	32"W x 28"D x 42"H	224	\$2,033	
<b>HPL Panels with 3mm PVC Edges</b>				
PCDD-C3242L-MB	32"W x 28"D x 42"H	224	\$2,513	
<b>Veneer Panels with 3mm Wood Edges</b>				
PCDD-E3242-MB	32"W x 28"D x 42"H	224	\$3,010	



**Required to order:** Model # including options if applicable, laminate selection and powder coat color.  
**If applicable:** PVC color, wood selection and wood finish color.



## General Specifications

**Cabinet:** Open storage cabinet with divider is constructed with 3/4" thick engineered wood with either thermally fused laminate or high pressure laminate box finish and 3mm PVC edging. Structural back panel is 18 ga. Steel with 1/4" square perforations in a decorative pattern for ventilation. The cabinet is bolted to the leg frame assembly with threaded fasteners using a metal-to-metal connection.

**Tops:** Tops are 1.25" thick, three-ply particleboard with .050" high-pressure laminate top surface and .030" phenolic backer. Edges are 3mm PVC (C). Radiused corners on lower work surface. Corners on upper surface are square with a 1/8" radius. Upper work surface is fitted on the user end with a 1/8" metal retainer edge.

**Leg Frame Assembly:** Each leg end set is 1-1/4", 14-gauge powder coated steel tubing formed into a "U" shape. A steel brace is welded between the two legs for added stability. The two leg end sets are welded together with two 1-1/4", 14-gauge powder coated square steel tubing stringers. The bottom of each leg is capped with a 1/4" plate and bored and tapped to allow the attachment of a 60mm caster with brake.

**Finish:** Standard powder coat on all metal parts is black; other colors may be specified. See mediatechnologies® Finish and Color Guide for choices.



Richard Podium			
Model Number	Description	Wgt	List Price
TFL Panels with 3mm PVC Edges			
RC-2330T-42-4C	Podium, 23" x 30" x 42"H, Mobile		\$1,842
HPL Panels with 3mm PVC Edges			
RC-2330L-42-4C	Podium, 23" x 30" x 42"H, Mobile		\$2,092

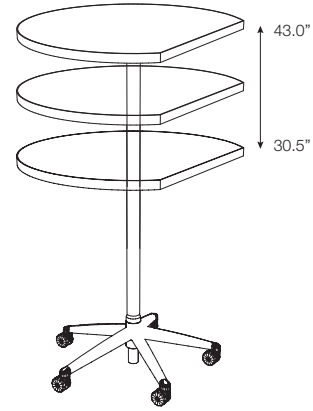
**Required to order:** Model # including options if applicable, laminate selection and powder coat color.  
**If applicable:** PVC color, wood selection and wood finish color.

## General Specifications

**Work Surface:** Work surfaces are 1-1/4" thick, with a 1-1/8" particleboard core, .050" high pressure laminate top and a .030 or thicker phenolic backer. Standard edge is 3mm PVC. Most standard offering HPL patterns are available. Optional feature for top to be flat on one edge to nest to rectangular table.

**Finish:** Standard powder coat on all metal parts is black; other colors may be specified. See **mediatechnologies®** Finish and Color Guide for choices.

**Base:** Adjustable base uses a smooth telescoping movement and has rigid structural integrity. Unit has a pedestal base systems with an enclosed nitrogen cylinder that has an adjustment range of approximately 15" (work surface to go from 30.5" to 43"high). The telescoping base gas spring consists of two compartments of gas and oil, locking base in either a rigid compression or extension direction. Base is adjustable via a metal lever with ABS plastic handle that is mounted to work surface. Cylinder base is mounted to a 5-star aluminum mobile base equipped with five locking 80mm casters.

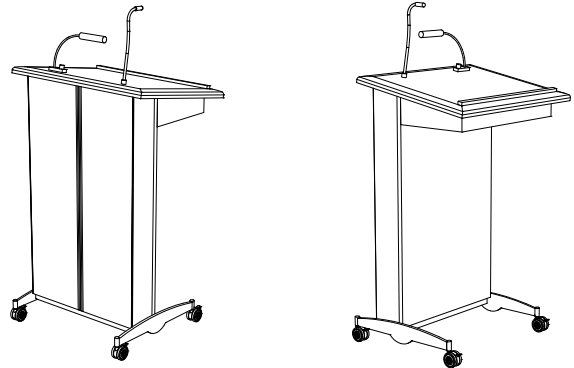


Jill Adjustable Height Table				
Model Number	Description	Wgt	List Price	
3mm PVC edges				
JAT-C0034	34"Dia x 30.5"/43"H, Mobile	42	\$1,550	

**Required to order:** Model # including options if applicable, laminate selection and powder coat color.  
**If applicable:** PVC color, wood selection and wood finish color.

## General Specifications

**Note:** For product specifications, please contact factory.



			Veneer Panels	
Model Number	Description	Wgt	List Price	
			3mm Wood Panels	
HP-E2832M	28" x 32" x 42"H	113	\$5,735	

			Podium Options	
Model Number	Description	List Price		
PML-18	Podium Mounted Halogen Lamp with Detachable Gooseneck	\$348		
PMM-18	Cardioid Gooseneck Microphone with Shockmount	\$1429		

Ottomen

Benches

Chairs & Stools

Interactive Seating

Occasional Tables

Tables

Conference Tables

Desks

Technology Carts & Podiums

Storage

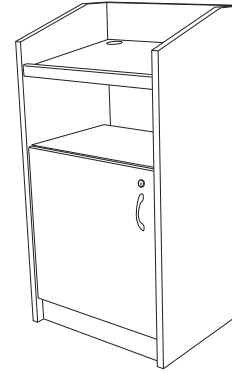
**Required to order:** Model # including options if applicable, laminate selection and powder coat color.  
**If applicable:** PVC color, wood selection and wood finish color.

# ELECTOR

## General Specifications

**Cabinet:** Cabinet consists of an open storage space and locking cabinet storage and is constructed of 1-3/16 engineered wood with select wood veneer, high pressure laminate or thermally fused laminate faces. All exposed edges are banded with 3mm wood edges (on veneer faced panels) or 3mm PVC Edges (on laminate faced panels). Case to include concealed casters underneath fixed base shelf.

**Worksurface:** The sloped top is 1-1/4" thick with a .050" high pressure laminate top surface and a .030" phenolic backer and includes a wood pencil stop and a wire management grommet.



Elector Podium			
Model Number	Description	Wgt	List Price
TFL Panels with 3mm PVC Edges			
EP-2620T	26.5" x 20" x 48"H	129	\$1,600
HPL Panels with 3mm PVC Edges			
EP-2620L	26.5" x 20" x 48"H	129	\$2,147
Veneer Panels with 3mm Wood Edges			
EP-2620	26.5" x 20" x 48"H	129	\$2,431

**Required to order:** Model # including options if applicable, laminate selection and powder coat color.  
**If applicable:** PVC color, wood selection and wood finish color.

Ottomen  
 Benches  
 Chairs & Stools  
 Interactive Seating  
 Occasional Tables  
 Tables  
 Conference Tables  
 Desks  
 Technology Carts & Podiums  
 Storage

# FREESTANDING & MOBILE 36" - 38"

## General Specifications

**Backs:** Are constructed with 3/4" thick engineered wood.

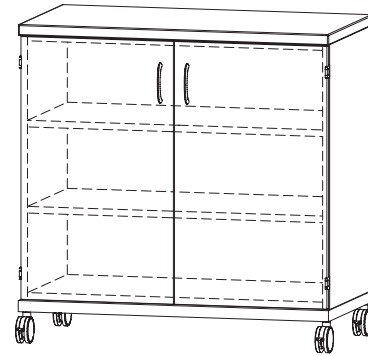
**Frame:** Steel frame is 11 gauge 1-1/4" square steel tubing. Frame assembly is attached to cabinet using wood screws. Freestanding units use 1-1/2" diameter steel legs. Legs are equipped with leveling glides and attach via threaded inserts on underside of steel frame assembly. Mobile units use casters that attach via threaded inserts on underside of the steel frame assembly.

\* Freestanding steel support legs and Mobile casters use the same threaded inserts and are interchangeable.

**Finish:** Standard powder coat on all metal parts is black; other colors may be specified. See **mediatechnologies®** Finish and Color Guide for choices.

Cabinet Material options include thermally fused laminate, high pressure laminate and veneer.

PLEASE NOTE: The prices below are for reference only and are base models constructed of HPL work surfaces, TFL cabinets and doors with standard pulls, standard hinges and without locks. For detailed pricing please contact your local dealer or [mediatechnologies@mediatechnologies.com](mailto:mediatechnologies@mediatechnologies.com).



36"		Open Storage (OS)		
Model Number	Description	Wgt.	List Price	
<b>18" Depth</b>				
OS3629-18	36"W x 18"D x 29"H	120	\$841	
OS3636-18	36"W x 18"D x 36"H	133	\$914	
OS3642-18	36"W x 18"D x 42"H	146	\$937	
OS3654-18	36"W x 18"D x 54"H	155	\$1,061	
<b>24" Depth</b>				
OS3629-24	36"W x 24"D x 29"H	124	\$900	
OS3636-24	36"W x 24"D x 36"H	137	\$986	
OS3642-24	36"W x 24"D x 42"H	150	\$1,010	
OS3654-24	36"W x 24"D x 54"H	159	\$1,151	



Open Storage (OS)

36"		Cupboard Storage (CS)		
Model Number	Description	Wgt.	List Price	
<b>18" Depth</b>				
CS3629-18	36"W x 18"D x 29"H	130	\$1,024	
CS3636-18	36"W x 18"D x 36"H	140	\$1,173	
CS3642-18	36"W x 18"D x 42"H	156	\$1,164	
CS3654-18	36"W x 18"D x 54"H	165	\$1,296	
CS3672-18	36"W x 18"D x 72"H	223	\$1,488	
<b>24" Depth</b>				
CS3629-24	36"W x 24"D x 29"H	134	\$1,085	
CS3636-24	36"W x 24"D x 36"H	144	\$1,183	
CS3642-24	36"W x 24"D x 42"H	160	\$1,240	
CS3654-24	36"W x 24"D x 54"H	169	\$1,384	
CS3672-24	36"W x 24"D x 72"H	228	\$1,638	



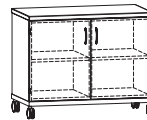
Cupboard Storage (CS)

36"		Open Cubicle Storage (OBC)		
Model Number	Description	Wgt.	List Price	
<b>18" Depth</b>				
OCB3629-18	36"W x 18"D x 29"H	125	\$911	
OCB3636-18	36"W x 18"D x 36"H	135	\$975	
OCB3642-18	36"W x 18"D x 42"H	150	\$1,021	
OCB3654-18	36"W x 18"D x 54"H	161	\$1,139	
<b>24" Depth</b>				
OCB3629-24	36"W x 24"D x 29"H	133	\$977	
OCB3636-24	36"W x 24"D x 36"H	139	\$1,055	
OCB3642-24	36"W x 24"D x 42"H	154	\$1,106	
OCB3654-24	36"W x 24"D x 54"H	165	\$1,240	



Open Cubicle Storage (OBC)

36"		Cupboard Cubicle Storage (CCB)		
Model Number	Description	Wgt.	List Price	
<b>18" Depth</b>				
CCB3629-18	36"W x 18"D x 29"H	135	\$1,094	
CCB3636-18	36"W x 18"D x 36"H	145	\$1,173	
CCB3642-18	36"W x 18"D x 42"H	160	\$1,309	
CCB3654-18	36"W x 18"D x 54"H	170	\$1,372	
<b>24" Depth</b>				
CCB3629-24	36"W x 24"D x 29"H	139	\$1,161	
CCB3636-24	36"W x 24"D x 36"H	149	\$1,204	
CCB3642-24	36"W x 24"D x 42"H	164	\$1,392	
CCB3654-24	36"W x 24"D x 54"H	174	\$1,450	



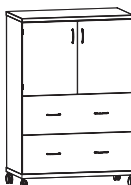
Cupboard Cubicle Storage (CCB)

36"		Drawer Storage (DS)		
Model Number	Description	Wgt.	List Price	
<b>18" Depth</b>				
DS3636-18	36"W x 18"D x 36"H	192	\$2,030	
<b>24" Depth</b>				
DS3636-24	36"W x 24"D x 36"H	196	\$2,142	



Drawer Storage (DS)

36"		Cupboard with Lateral File Storage (CSFSL)		
Model Number	Description	Wgt.	List Price	
<b>18" Depth</b>				
CSFSL3654-18	36"W x 18"D x 54"H	178	\$1,772	
CSFSL3672-18	36"W x 18"D x 72"H	246	\$2,036	
<b>24" Depth</b>				
CSFSL3654-24	36"W x 24"D x 54"H	184	\$1,895	
CSFSL3672-24	36"W x 24"D x 72"H	250	\$2,152	



Cupboard w/ Lateral File Storage (CSFSL)

36"		Wardrobe Storage (WRS)		
Description	Wgt.	List Price		
<b>18" Depth</b>				
	36"W x 18"D x 72"H	238	\$1,633	
<b>24" Depth</b>				
WRS3672-24	36"W x 24"D x 72"H	244	\$1,748	



Wardrobe Storage (WRS)

PLEASE NOTE: The prices below are for reference only and are base models constructed of HPL work surfaces, TFL cabinets and doors with standard pulls, standard hinges and without locks. For detailed pricing please contact your local dealer or [mediatechnologies@mediatechnologies.com](mailto:mediatechnologies@mediatechnologies.com).

**Required to order:** Model # including options if applicable, laminate selection and powder coat color.  
**If applicable:** PVC color, wood selection and wood finish color.

# FREESTANDING & MOBILE 36" - 38"

PLEASE NOTE: The prices below are for reference only and are base models constructed of HPL work surfaces, TFL cabinets and doors with standard pulls, standard hinges and without locks. For detailed pricing please contact your local dealer or mediatechnologies@.

38"	Open Tote Storage (OTA)			
Model Number	Description	Wgt.	List Price	
				18" Depth
OTA3829-18	38"W x 18"D x 29"H	128	\$1,128	
				24" Depth
OTA3829-24	38"W x 24"D x 29"H	132	\$1,231	



Open Tote Storage (OTA)

38"	Open Tote Storage (OTB)			
Model Number	Description	Wgt.	List Price	
				18" Depth
OTB3829-18	38"W x 18"D x 29"H	128	\$1,081	
				24" Depth
OTB3829-24	38"W x 24"D x 29"H	132	\$1,175	



Open Tote Storage (OTB)

PLEASE NOTE: The prices below are for reference only and are base models constructed of HPL work surfaces, TFL cabinets and doors with standard pulls, standard hinges and without locks. For detailed pricing please contact your local dealer or mediatechnologies@.



Twin Wheel Locking Casters			
Add Suffix to Model Number	Description	Wt.	List Price
-2C	Set of 2 Casters	1	\$30
-4C	Set of 4 Casters	2	\$60

## Available Drawer/Cabinet Pulls



Wire Pull available in Black (P1B), or in Nickel (P1N)



Recessed Pull available in Black (P4B), Grey (P4G), and Almond (P4A)



Loop Pull available in Black (P2B), or in Nickel (P2N)



6" Bar Pull Stainless (P5)



Curve Pull available in Nickel (P3N)

**Required to order:** Model # including options if applicable, laminate selection and powder coat color.

**If applicable:** PVC color, wood selection and wood finish color.

# FREESTANDING & MOBILE 48"

## General Specifications

**Backs:** Are constructed with 3/4" thick engineered wood.


**Frame:** Steel frame is 11 gauge 1-1/4" square steel tubing. Frame assembly is attached to cabinet using wood screws. Freestanding units use 1-1/2" diameter steel legs. Legs are equipped with leveling glides and attach via threaded inserts on underside of steel frame assembly. Mobile units use casters that attach via threaded inserts on underside of the steel frame assembly.

\* Freestanding steel support legs and Mobile casters use the same threaded inserts and are interchangeable.

**Finish:** Standard powder coat on all metal parts is black; other colors may be specified. See **mediatechnologies®** Finish and Color Guide for choices.

Cabinet Material options include thermally fused laminate, high pressure laminate and veneer.

PLEASE NOTE: The prices below are for reference only and are base models constructed of HPL work surfaces, TFL cabinets and doors with standard pulls, standard hinges and without locks. For detailed pricing please contact your local dealer or mediatechnologies®.



48"	Open Cubicle Storage (OCB)			
	Model Number	Description	Wgt.	List Price
	18" Depth			
	OCB4842-18	48"W x 18"D x 42"H	225	\$1,266
	OCB4854-18	48"W x 18"D x 48"H	250	\$1,171
	24" Depth			
	OCB4842-24	48"W x 24"D x 42"H	229	\$1,375
	OCB4854-24	48"W x 24"D x 48"H	256	\$1,303

Open Cubicle Storage (OCB)

48"	Cupboard with File Storage (CSFSD)			
	Model Number	Description	Wgt.	List Price
	18" Depth			
	CSFSD4848-18	48"W x 18"D x 48"H	250	\$2,071
	24" Depth			
	CSFSD4848-24	48"W x 24"D x 48"H	256	\$2,195

Cupboard w/ File Storage (CSFSD)

48"	Drawer Storage (DS)			
	Model Number	Description	Wgt.	List Price
	18" Depth			
	DS4842-18	48"W x 18"D x 42"H		\$2,126
	24" Depth			
	DS4842-24	48"W x 24"D x 42"H		\$2,231

Drawer Storage (DS)

48"	Cupboard Cubicle Storage (CCB)			
	Model Number	Description	Wgt.	List Price
	18" Depth			
	CCB4854-18	48"W x 18"D x 54"H	260	\$1,482
	24" Depth			
	CCB4854-24	48"W x 24"D x 54"H	266	\$1,614

Cupboard Cubicle Storage (CCB)

48"	Cupboard Storage (CS)			
	Model Number	Description	Wgt.	List Price
	18" Depth			
	CS4842-18	48"W x 18"D x 42"H		\$1,421
	24" Depth			
	CS4842-24	48"W x 24"D x 42"H		\$1,484

Cupboard Storage (CS)

48"	Cupboard with Lateral File Storage (CSFSL)			
	Model Number	Description	Wgt.	List Price
	18" Depth			
	CSFSL4854-18	48"W x 18"D x 54"H	265	\$1,950
	24" Depth			
	CSFSL4854-24	48"W x 24"D x 54"H	272	\$2,085

Cupboard w/ Lateral File Storage (CSFSL)

48"	Open with Cupboard Storage (OSCS)			
	Model Number	Description	Wgt.	List Price
	18" Depth			
	OSCS4848-18	48"W x 18"D x 48"H	238	\$1,511
	24" Depth			
	OSCS4848-24	48"W x 24"D x 48"H	244	\$1,625

Open w/ Cupboard Storage (OSCS)

48"	Wardrobe Storage (W)			
	Model Number	Description	Wgt.	List Price
	18" Depth			
	W4854-18	48"W x 18"D x 54"H	248	\$1,386
	24" Depth			
	W4854-24	48"W x 24"D x 54"H	254	\$1,500

Wardrobe Storage (W)

### Available Drawer/Cabinet Pulls

- Wire Pull available in Black (P1B), or in Nickel (P1N)
- Loop Pull available in Black (P2B), or in Nickel (P2N)
- Curve Pull available in Nickel (P3N)

Recessed Pull available in Black (P4B), Grey (P4G), and Almond (P4A)

6" Bar Pull Stainless (P5)

**Required to order:** Model # including options if applicable, laminate selection and powder coat color.  
**If applicable:** PVC color, wood selection and wood finish color.

Ottomen  
Benches  
Chairs & Stools  
Interactive Seating  
Occasional Tables  
Tables  
Conference Tables  
Desks  
Technology Carts & Podiums  
Storage

# FREESTANDING & MOBILE 60" - 72"


## General Specifications

**Backs:** Are constructed with 3/4" thick engineered wood.

**Frame:** Steel frame is 11 gauge 1-1/4" square steel tubing. Frame assembly is attached to cabinet using wood screws. Freestanding units use 1-1/2" diameter steel legs. Legs are equipped with leveling glides and attach via threaded inserts on underside of steel frame assembly. Mobile units use casters that attach via threaded inserts on underside of the steel frame assembly.

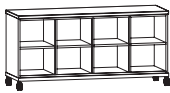
\* Freestanding steel support legs and Mobile casters use the same threaded inserts and are interchangeable.


**Finish:** See mediatechnologies® Finish and Color Guide for choices.

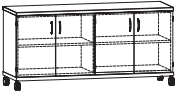



Cabinet Material options include thermally fused laminate, high pressure laminate and veneer.

PLEASE NOTE: The prices below are for reference only and are base models constructed of HPL work surfaces, TFL cabinets and doors with standard pulls, standard hinges and without locks. For detailed pricing please contact your local dealer or mediatechnologies®.

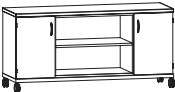
60"	Open Cubicle Storage (OCB)			
	Model Number	Description	Wgt.	List Price
 <p>Open Cubicle Storage (OCB)</p>	18" Depth			
	OCB6029-18	60"W x 18"D x 29"H	218	\$2,016
	OCB6036-18	60"W x 18"D x 36"H	271	\$2,399
	24" Depth			
	OCB6029-24	60"W x 24"D x 29"H	224	\$2,119
	OCB6036-24	60"W x 24"D x 36"H	280	\$2,511

60"	Open Storage (OS)			
	Model Number	Description	Wgt.	List Price
 <p>Open Storage (OS)</p>	18" Depth			
	OS6036-18	60"W x 18"D x 36"H	261	\$2,016
	24" Depth			
	OS6036-24	60"W x 24"D x 36"H	268	\$2,016

60"	Cupboard Storage (CS)			
	Model Number	Description	Wgt.	List Price
 <p>Cupboard Storage (CS)</p>	18" Depth			
	CS6029-18	60"W x 18"D x 29"H	241	\$2,444
	CS6036-18	60"W x 18"D x 36"H	287	\$2,673
	24" Depth			
	CS6029-24	60"W x 24"D x 29"H	248	\$2,533
	CS6036-24	60"W x 24"D x 36"H	295	\$2,781

60"	Cupboard with Lateral File Storage (CSFSL)			
	Model Number	Description	Wgt.	List Price
 <p>Cupboard w/ Lateral File Storage (CSFSL)</p>	18" Depth			
	CSFSL6029-18	60"W x 18"D x 29"H	253	\$2,987
	CSFSL6036-18	60"W x 18"D x 36"H	299	\$3,141
	24" Depth			
	CSFSL6029-24	60"W x 24"D x 29"H	260	\$3,117
	CSFSL6036-24	60"W x 24"D x 36"H	308	\$3,290

PLEASE NOTE: The prices below are for reference only and are base models constructed of HPL work surfaces, TFL cabinets and doors with standard pulls, standard hinges and without locks. For detailed pricing please contact your local dealer or mediatechnologies®.

60"	Cupboard with Open Storage (CSOS)			
	Model Number	Description	Wgt.	List Price
 <p>Cupboard w/ Open Storage (CSOS)</p>	18" Depth			
	CSOS6029-18	60"W x 18"D x 29"H	228	\$2,016
	24" Depth			
	CSOS6029-24	60"W x 24"D x 29"H	236	\$2,016

**Required to order:** Model # including options if applicable, laminate selection and powder coat color.  
**If applicable:** PVC color, wood selection and wood finish color.

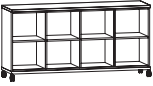
Ottomen  
 Benches  
 Chairs & Stools  
 Interactive Seating  
 Occasional Tables  
 Tables  
 Conference Tables  
 Desks  
 Technology Carts & Podiums  
 Storage



# FREESTANDING & MOBILE 60" - 72"

PLEASE NOTE: The prices below are for reference only and are base models constructed of HPL work surfaces, TFL cabinets and doors with standard pulls, standard hinges and without locks. For detailed pricing please contact your local dealer or mediatechnologies®.

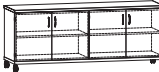
**72" Open Cubicle Storage (OCB)**



Open Cubicle Storage (OCB)

Model Number	Description	Wgt.	List Price
<b>18" Depth</b>			
OCB7229-18	72"W x 18"D x 29"H	218	\$2,211
<b>24" Depth</b>			
OCB7229-24	72"W x 24"D x 29"H	224	\$2,329

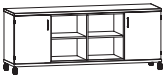
**72" Cupboard Storage (CS)**



Cupboard Storage (CS)

Model Number	Description	Wgt.	List Price
<b>18" Depth</b>			
CS7229-18	72"W x 18"D x 29"H	241	\$2,469
CS7236-18	72"W x 18"D x 36"H	287	\$3,129
<b>24" Depth</b>			
CS7229-24	72"W x 24"D x 29"H	248	\$2,570
CS7236-24	72"W x 24"D x 36"H	295	\$3,253

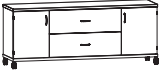
**72" Cupboard with Open Cubicle Storage (CSOCB)**



Cupboard w/ Open Cubicle Storage (CSOCB)

Model Number	Description	Wgt.	List Price
<b>18" Depth</b>			
CSOCB7229-18	72"W x 18"D x 29"H	228	\$2,361
<b>24" depth</b>			
CSOCB7229-24	72"W x 24"D x 29"H	236	\$2,481

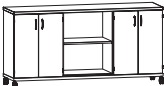
**72" Cupboard with Lateral File Storage (CSFSL7229)**



Cupboard w/ Lateral File Storage (CSFSL)

Model Number	Description	Wgt.	List Price
<b>18" Depth</b>			
CSFSL7229-18	72"W x 18"D x 29"H	253	\$3,156
<b>24" Depth</b>			
CSFSL7229-24	72"W x 24"D x 29"H	260	\$3,310

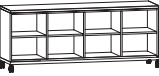
**72" Cupboard with Open Storage (CSOS)**



Cupboard w/ Open Storage (CSOS)

Model Number	Description	Wgt.	List Price
<b>18" Depth</b>			
CSOS7236-18	72"W x 18"D x 36"H	271	\$3,019
<b>24" Depth</b>			
CSOS7236-24	72"W x 24"D x 36"H	280	\$3,130

**72" Open Storage (OS)**



Open Storage (OS)

Model Number	Description	Wgt.	List Price
<b>18" Depth</b>			
OS7236-18	72"W x 18"D x 36"H	261	\$2,329
<b>24" Depth</b>			
OS7236-24	72"W x 24"D x 36"H	268	\$2,438

PLEASE NOTE: The prices below are for reference only and are base models constructed of HPL work surfaces, TFL cabinets and doors with standard pulls, standard hinges and without locks. For detailed pricing please contact your local dealer or mediatechnologies®.



**Twin Wheel Locking Casters**

Add Suffix to Model Number	Description	Wt.	List Price
-2C	Set of 2 Casters	1	\$30
-4C	Set of 4 Casters	2	\$60

**Available Drawer/Cabinet Pulls**



Wire Pull available in Black (P1B), or in Nickel (P1N)



Loop Pull available in Black (P2B), or in Nickel (P2N)



Curve Pull available in Nickel (P3N)



Recessed Pull available in Black (P4B), Grey (P4G), and Almond (P4A)



6" Bar Pull Stainless (P5)

**Required to order:** Model # including options if applicable, laminate selection and powder coat color.  
**If applicable:** PVC color, wood selection and wood finish color.

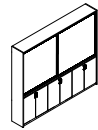
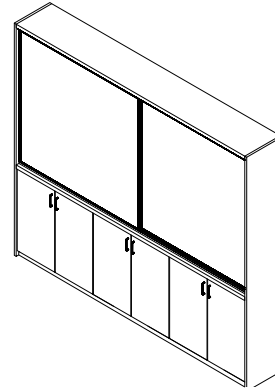
Ottomen  
Benches  
Chairs & Stools  
Interactive Seating  
Occasional Tables  
Tables  
Conference Tables  
Desks  
Technology Carts & Podiums  
Storage

## General Specifications

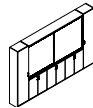
**Cabinet Construction:** Available with 3/4" thick engineered wood side panels, sub-tops, vertical dividers and shelves. Base cabinet bottoms and all adjustable shelves over 36" in length are 1" thick engineered wood. 1/4" thick cabinet backs. Dowel pinned structural 3/4" stringers add rigidity.

\* Freestanding steel support legs and Mobile casters use the same threaded inserts and are interchangeable.

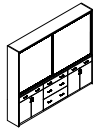
**Finish:** Standard powder coat on all metal parts is black; other colors may be specified. See **mediatechnologies®** Finish and Color Guide for choices.



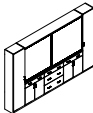
Free Standing eWall™ Thermally Fused Laminate				
Model Number	Description	Wgt	List Price	
SBCS-001T-20	Base Cupboard w/ Marker Boards & Upper Storage, 92"W x 20"D x 84"H	515	\$6,564	
SBCS-001T-24	Base Cupboard w/ Marker Boards & Upper Storage, 92"W x 24"D x 84"H	520	\$6,875	



SBCS-002T-20	Base Cupboard w/ Marker Boards & Upper Storage & Tall Cabinets, 126"W x 20"D x 84"H	615	\$8,274	
SBCS-002T-24	Base Cupboard w/ Marker Boards & Upper Storage & Tall Cabinets, 126"W x 24"D x 84"H	620	\$8,606	








SBCSD-001T-20	Base Drawer & Cupboard w/ Marker Boards & Upper Storage, 92"W x 20"D x 84"H	518	\$7,446	
SBCSD-001T-24	Base Drawer & Cupboard w/ Marker Boards & Upper Storage, 92"W x 24"D x 84"H	523	\$7,751	



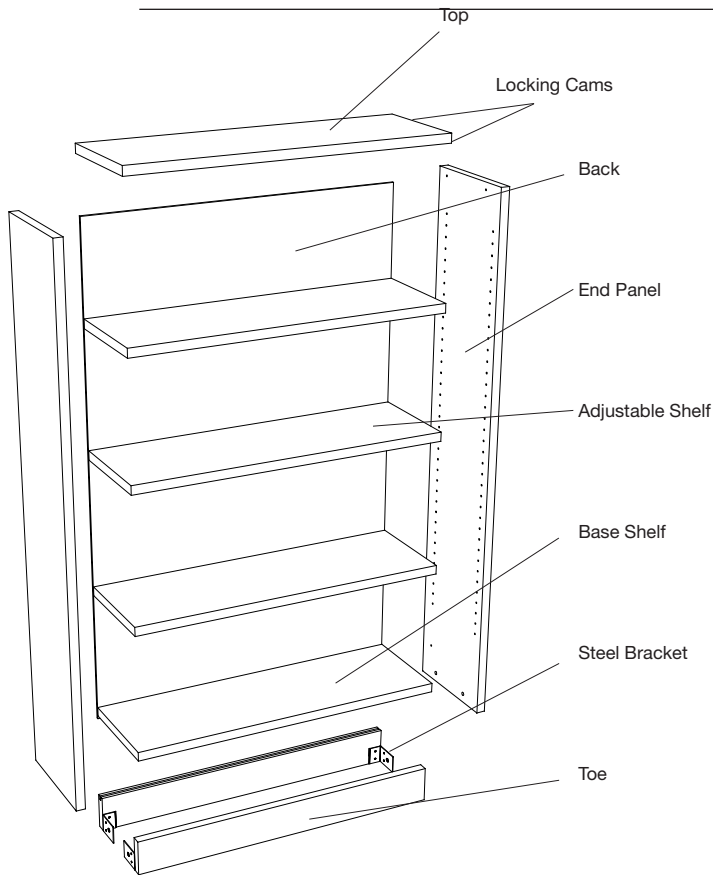
SBCSD-002T-20	Base Drawer & Cupboard w/ Marker Boards & Upper Storage & Tall Cabinet, 126"W x 20"D x 84"H	618	\$7,924	
SBCSD-002T-24	Base Drawer & Cupboard w/ Marker Boards & Upper Storage & Tall Cabinet, 126"W x 24"D x 84"H	623	\$9,221	

### Available Drawer/Cabinet Pulls

-  Wire Pull available in Black (P1B), or in Nickel (P1N)
-  Loop Pull available in Black (P2B), or in Nickel (P2N)
-  Curve Pull available in Nickel (P3N)
-  Recessed Pull available in Black (P4B), Grey (P4G), and Almond (P4A)
-  6" Bar Pull Stainless (P5)

**Required to order:** Model # including options if applicable, laminate selection and powder coat color.  
**If applicable:** PVC color, wood selection and wood finish color.

# BENCHMARK MELAMINE AND HPL SHELVING



Typical 11-Series Bookcase Construction

## General Specifications - Benchmark Melamine Shelving

**End and intermediate panels:** All End and Intermediate panels are un-detailed 1" thick particle board with melamine on both faces with 3mm PVC banding. All panels permit shelf adjustment on 32mm increments. Intermediate panels are machined on both faces.

**Cornice Top:** The cornice top is 1" thick particle board core with melamine face. The front edge is banded with 3mm PVC banding. The top is attached to the side panels with locking cam fasteners. An optional top valance is available.

**Toe Plates:** Toes are constructed of 4" high and 1" thick particle board core with melamine face. Toes are attached to the side panels using 14-gauge steel brackets and wood screws.

**Adjustable shelves:** Adjustable shelves are 1" thick particle board core with melamine face and 3mm PVC banding. Shelves are bored in four locations to accept Load-locking shelf pins.

**Base Shelf:** Base shelf is 3/4" thick particle board core with melamine face and front edge is banded with 3mm PVC banding.

**Backs:** Back panel is 1/4" particle board core with melamine face.

**Adjustable Steel Shelves:** 18-gauge steel shelves have a 1" deep triple bent edge and a 1" tall bookstop lip in the rear. Slots in the turned down side flanges allow the shelves to mount on 5mm diameter adjustable shelf pins. Nominal 10" and 12" deep shelving uses 9" or 11" deep shelves respectively. Steel shelves are finished with a durable powder coat. Standard powder coat color is black unless otherwise specified. **For steel shelves add "SB" to the prefix of the model number. (i.e. SBT11-4212)**

## General Specifications - Benchmark High Pressure Laminate Shelving

**End and intermediate panels:** All End and Intermediate panels are un-detailed 1" thick particle board with high pressure laminate on both faces with 3mm PVC banding. All panels permit shelf adjustment on 32mm increments. Intermediate panels are machined on both faces.

**Cornice Top:** The cornice top is 1" thick particle board core with high pressure laminate face. The front edge is banded with 3mm PVC banding. The top is attached to the side panels with locking cam fasteners. An optional top valance is available.

**Toe Plates:** Toes are constructed of 4" high and 1" thick particle board core with high pressure laminate face. Toes are attached to the side panels using 14-gauge steel brackets and wood screws.

**Adjustable veneer core shelves:** Adjustable shelves are 1" thick veneer core with high pressure laminate face with 3mm PVC banding. Shelves are bored in four locations to accept Load-locking shelf pins.

**Base Shelf:** Base shelf is 3/4" thick particle board core with high pressure laminate face and front edge is banded with 3mm PVC banding.

**Backs:** Back panel is 1/4" MDF with melamine face.

**Adjustable Steel Shelves:** 18-gauge steel shelves have a 1" deep triple bent edge and a 1" tall bookstop lip in the rear. Slots in the turned down side flanges allow the shelves to mount on 5mm diameter adjustable shelf pins. Nominal 10" and 12" deep shelving uses 9" or 11" deep shelves respectively. Steel shelves are finished with a durable powder coat. Standard powder coat color is black unless otherwise specified. **For steel shelves add "SB" to the prefix of the model number. (i.e. SBH11-4212)**

## General Specifications - All Benchmark Shelving

**Mobile Toe Assembly:** (Applies to double face units only) The toe assembly is a 4" high box frame constructed of 1" thick hardwood plywood. The toe assembly is bolted to the end and intermediate panels using 5/16" - 18 machine bolts. A steel chassis is fit to the inside of the toe assembly. Casters are bolted to the chassis with 1/4"-20 bolts and nylon insert lock nuts and the entire assembly is attached to the end panel. The steel chassis provides formed flanges under the toe and end panels for extra support. Casters are 2" in diameter and non-locking. The mobile bookcase sits 1/2" off the floor. Maximum load capacity is 800lbs.

**Starter units:** are one complete bookcase or the beginning of a run; they include two end panels, a top, a back, a bottom toe and shelves and are 37" wide.

**Adder units:** can be added to starter units to create a solid run of shelving; they include one intermediate panel, a top, a back, a bottom toe and shelves and are 36" wide.

# BENCHMARK MELAMINE AND HPL SHELVING

Ottomen

Benches

Chairs & Stools

Interactive Seating

Occasional Tables

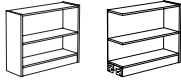





Tables

Conference Tables

Desks

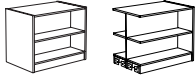





Technology Carts & Podiums

Storage

Single Faced	High-Pressure Laminate			Melamine		
30" High	Description	Wt.	Model Number	List Price	Model Number	List Price
	SF Starter, 30"H X 10"D	43	H11-3010	\$617	T11-3010	\$499
	SF Adder, 30"H X 10"D	37	H11-3010A	\$513	T11-3010A	\$386
	SF Starter, 30"H X 12"D	49	H11-3012	\$617	T11-3012	\$499
	SF Adder, 30"H X 12"D	42	H11-3012A	\$513	T11-3012A	\$386
42" High	Description	Wt.	Model Number		Model Number	
	SF Starter, 42"H X 10"D	55	H11-4210	\$710	T11-4210	\$556
	SF Adder, 42"H X 10"D	47	H11-4210A	\$590	T11-4210A	\$468
	SF Starter, 42"H X 12"D	62	H11-4212	\$710	T11-4212	\$556
	SF Adder, 42"H X 12"D	53	H11-4212A	\$590	T11-4212A	\$468
48" High	Description	Wt.	Model Number		Model Number	
	SF Starter, 48"H X 10"D	59	H11-4810	\$710	T11-4810	\$556
	SF Adder, 48"H X 10"D	49	H11-4810A	\$590	T11-4810A	\$468
	SF Starter, 48"H X 12"D	66	H11-4812	\$710	T11-4812	\$556
	SF Adder, 48"H X 12"D	56	H11-4812A	\$590	T11-4812A	\$468
60" High	Description	Wt.	Model Number		Model Number	
	SF Starter, 60"H X 10"D	69	H11-6010	\$797	T11-6010	\$655
	SF Adder, 60"H X 10"D	58	H11-6010A	\$659	T11-6010A	\$551
	SF Starter, 60"H X 12"D	79	H11-6012	\$797	T11-6012	\$655
	SF Adder, 60"H X 12"D	65	H11-6012A	\$659	T11-6012A	\$551
72" High	Description	Wt.	Model Number		Model Number	
	SF Starter, 72"H X 10"D	84	H11-7210	\$1,115	T11-7210	\$857
	SF Adder, 72"H X 10"D	68	H11-7210A	\$917	T11-7210A	\$712
	SF Starter, 72"H X 12"D	97	H11-7212	\$1,115	T11-7212	\$857
	SF Adder, 72"H X 12"D	78	H11-7212A	\$917	T11-7212A	\$712
84" High	Description	Wt.	Model Number		Model Number	
	SF Starter, 84"H X 10"D	92	H11-8410	\$1,258	T11-8410	\$961
	SF Adder, 84"H X 10"D	76	H11-8410A	\$1,028	T11-8410A	\$795
	SF Starter, 84"H X 12"D	106	H11-8412	\$1,258	T11-8412	\$961
	SF Adder, 84"H X 12"D	87	H11-8412A	\$1,028	T11-8412A	\$795

\* Steel shelves may be specified. For HPL and melamine models, add "SB" to the beginning of the model number prefix (i.e. SBH11-4220 SBT11-4220).

# BENCHMARK MELAMINE AND HPL SHELVING

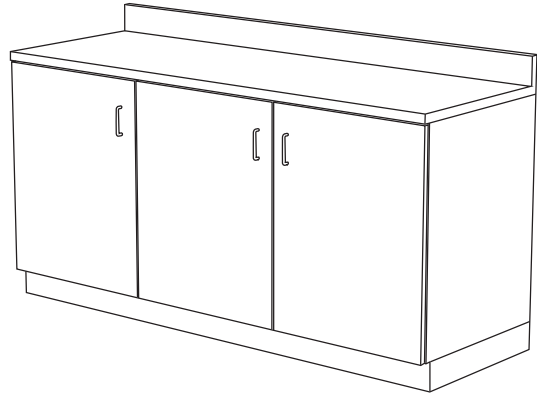
Double Faced		High-Pressure Laminate		Melamine	
30" High	Description	Wt.	Model Number	Model Number	List Price
	DF Starter, 30"H X 20"D	79	H11-3020	\$1,122 T11-3020	\$718
	DF Adder, 30"H X 20"D	68	H11-3020A	\$933 T11-3020A	\$578
	DF Starter, 30"H X 24"D	90	H11-3024	\$1,122 T11-3024	\$718
	DF Adder, 30"H X 24"D	76	H11-3024A	\$933 T11-3024A	\$578
42" High	Description	Wt.	Model Number	Model Number	List Price
	DF Starter, 42"H X 20"D	100	H11-4220	\$1,291 T11-4220	\$843
	DF Adder, 42"H X 20"D	84	H11-4220A	\$1,073 T11-4220A	\$709
	DF Starter, 42"H X 24"D	115	H11-4224	\$1,291 T11-4224	\$843
	DF Adder, 42"H X 24"D	96	H11-4224A	\$1,073 T11-4224A	\$709
42" High Mobile	Description	Wt.	Model Number	Model Number	List Price
	42"H X 24"D	127	H11-4224-MOB	\$1,398 T11-4224-MOB	\$1,020
	42"H X 24"D	108	H11-2442A-MOB	\$1,250 T11-4224A-MOB	\$886
48" High	Description	Wt.	Model Number	Model Number	List Price
	DF Starter, 48"H X 20"D	105	H11-4820	\$1,291 T11-4820	\$959
	DF Adder, 48"H X 20"D	86	H11-4820A	\$1,073 T11-4820A	\$807
	DF Starter, 48"H X 24"D	121	H11-4824	\$1,291 T11-4824	\$959
	DF Adder, 48"H X 24"D	99	H11-4824A	\$1,073 T11-4824A	\$807
48" High Mobile	Description	Wt.	Model Number	Model Number	List Price
	48"H X 24"D	133	H11-4824-MOB	\$1,398 T11-4824-MOB	\$1,136
	42"H X 24"D	111	H11-4824A-MOB	\$1,250 T11-4824A-MOB	\$984
60" High	Description	Wt.	Model Number	Model Number	List Price
	DF Starter, 60"H X 20"D	125	H11-6020	\$1,576 T11-6020	\$1,023
	DF Adder, 60"H X 20"D	102	H11-6020A	\$1,324 T11-6020A	\$861
	DF Starter, 60"H X 24"D	144	H11-6024	\$1,576 T11-6024	\$1,023
	DF Adder, 60"H X 24"D	117	H11-6024A	\$1,324 T11-6024A	\$861
72" High	Description	Wt.	Model Number	Model Number	List Price
	DF Starter, 72"H X 20"D	151	H11-7220	\$1,923 T11-7220	\$1,406
	DF Adder, 72"H X 20"D	119	H11-7220A	\$1,582 T11-7220A	\$1,167
	DF Starter, 72"H X 24"D	176	H11-7224	\$1,923 T11-7224	\$1,406
	DF Adder, 72"H X 24"D	138	H11-7224A	\$1,582 T11-7224A	\$1,167
84" High	Description	Wt.	Model Number	Model Number	List Price
	DF Starter, 84"H X 20"D	167	H11-8420	\$2,208 T11-8420	\$1,502
	DF Adder, 84"H X 20"D	135	H11-8420A	\$1,803 T11-8420A	\$1,242
	DF Starter, 84"H X 24"D	194	H11-8424	\$2,208 T11-8424	\$1,502
	DF Adder, 84"H X 24"D	156	H11-8424A	\$1,803 T11-8424A	\$1,242

\* Steel shelves may be specified. For HPL and melamine models, add "SB" to the beginning of the model number prefix ( i.e. SBH11-4220 SBT11-4220).

# CONDIMENT COUNTER

## General Specifications

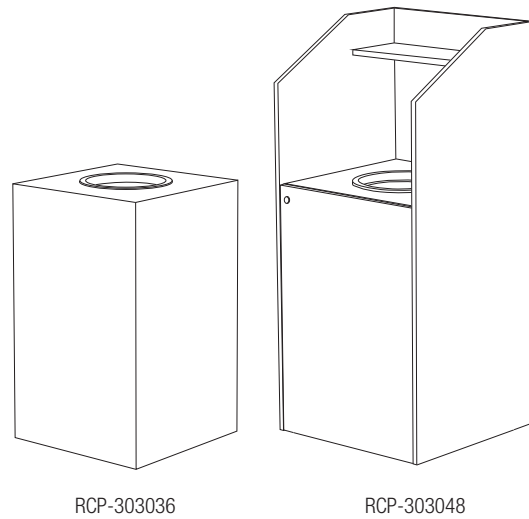
Contact the factory for specification on these products



**Required to order:** Model # including options if applicable, laminate selection and powder coat color.  
**If applicable:** PVC color, wood selection and wood finish color.

## General Specifications

Contact the factory for specification on these products



RCP-303036

RCP-303048


### Waste and Recycle Receptacle

Model Number	Description	Wgt	List Price
Laminate Top			
RCP-303036-L	30" x 30" x 36"H		\$1,360
RCP-303048S-L	30" x 30" x 48"H, Tray Shelf		\$1,620
Solid Surface Top			
RCP-303036-SS	30" x 30" x 36"H		\$1,980
RCP-303048S-SS	30" x 30" x 48"H, Tray Shelf		\$2,140

**Required to order:** Model # including options if applicable, laminate selection and powder coat color.  
**If applicable:** PVC color, wood selection and wood finish color.


# ACCESSORIES

## 4-Track Wiring System



### 4 Track Wiring System Table Kits

Model Number	Description	Wgt	List Price
MT-4T-36	Kit, For 36" Table, 2 Duplex Receptacles	3	\$203
MT-4T-48	Kit, For 48" Table, 2 Duplex Receptacles	4	\$211
MT-4T-60	Kit, For 60" Table, 2 Duplex Receptacles	5	\$220
MT-4T-72	Kit, For 72" Table, 2 Duplex Receptacles	6	\$225



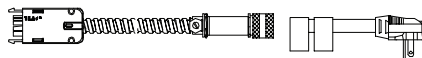
### 4 Track Wiring System Male to Male Jumper

Model Number	Description	Wgt	List Price
JMM-9	9" jumper	1	\$54
JMM-12	12" jumper	1	\$56
JMM-18	18" jumper	1	\$60
JMM-22	22" jumper	2	\$62
JMM-24	24" jumper	2	\$64
JMM-30	30" jumper	2	\$68
JMM-36	36" jumper	2	\$72
JMM-42	42" jumper	3	\$76
JMM-48	48" jumper	3	\$83



### 4 Track Wiring System Male to Female Jumper

Model Number	Description	Wgt	List Price
JMF-9	9" jumper	1	\$52
JMF-12	12" jumper	1	\$54
JMF-18	18" jumper	1	\$58
JMF-22	22" jumper	2	\$60
JMF-24	24" jumper	2	\$62
JMF-30	30" jumper	2	\$65
JMF-36	36" jumper	2	\$70
JMF-42	42" jumper	3	\$74
JMF-48	48" jumper	3	\$81



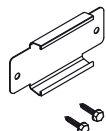
### Single Circuit Power Entry

Model Number	Description	Wgt	List Price
SCPE	72" entry, 20 Amp, Single Circuit Only	4	\$206



### Hardwired 2-Circuit Power Entry


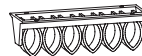
Model Number	Description	Wgt	List Price
MT-4T-MLPE	72" entry, 2- Circuit, Tails for hardwiring	4	\$121



### Mounting Bracket

Model Number	Description	Wgt	List Price
MT-4C-MBK	1.5"W x 4"L x 1"H	1	\$5

## Wire Management



### Wire Grommets

Model Number	Description	Wgt	List Price
A30G	80mm Grommet Installed	0.02	\$32
A30GU	80mm Grommet	0.02	\$8
A612G	2.25" x 3.875" Oval Grommet Installed	0.03	\$32
A612GU	2.25" x 3.875" Oval Grommet	0.03	\$16

### Cable Grip

Model Number	Description	Wgt	List Price
ACG-3A	2.5"W x 3.5"L, Aluminum	3	\$18
ACG-3B	2.5"W x 3.5"L, Black	3	\$18
ACG-5A	2.5"W x 5.375"L, Aluminum	3	\$20
ACG-5B	2.5"W x 5.375"L, Black	3	\$20

\*sold in sets of two

### Vertical Cable Management

Model Number	Description	Wgt	List Price
AVM32-VERTS	4"W x 4"D x 32"H, Split Cable Loom, Silver	5	\$138
AVM32-VERTB	4"W x 4"D x 32"H, Split Cable Loom, Black	5	\$138

### Cable Channels

Model Number	Description	Wgt	List Price
AWM48	2.5"W x 48"L x 1.5"H	1	\$48



## Electrical



### In-Surface Power/Data/Voice

Model Number	Description	Wgt	List Price
<b>Horizontal</b>			
A003PDS	4" diameter x 4"H (retrofits 3" hole), 2 Power, 2 Data Ports	2	\$313
AIACTJ	5.75"W x 5.375"L, Single-User, (1) CAT 5 Data, (1) Voice, (2) Power, Black, 15A 6' cord	4	\$327
ABIPT	5"D x 6.875"W, Flip-up Power/Data Ports. (2) Power, (2) Voice/Data Ports, 15A 6' cord	4	\$286
AMX-4P40-72-S	8.0625" x 8.3125" (fits 7.8125" x 7.5455" cutout), Dual Flip-up, (2) Power, (2) Open Ports on each panel, 15A 6' cords, Silver Aluminum		\$843
AMX-4P4USB-72-S	8.0625" x 8.3125" (fits 7.8125" x 7.5455" cutout), Dual Flip-up, (2) Power, (2) USB on each panel, 15A 6' cords, Silver Aluminum		\$874



### Edge-Mount Power/Data/Voice

Model #	Description	Wgt	List Price
ABEA72	Fits worksurfaces 3/4" to 1-3/4" thick, (3) Power, (2) Voice/Data Ports, 15A 6' cord, Clear Anodized Aluminum	4	\$353



### Under Worksurface-Mount Power

Model Number	Description	Wgt	List Price
AE2	Mounts to underside of work-surface, power receptacles face front, (2) Power, 15A 6' cord	2	\$263



### Horizontal & Vertical

AZ-2P2U10-72-B	8.125" x 3" (fits 6.625" x 1.875" cutout), (2) Power, (2) USB, 1 open port, 15A 6' cord, Black		\$380
AZ-2P2U10-72-W	8.125" x 3" (fits 6.625" x 1.875" cutout), (2) Power, (2) USB, 1 open port, 15A 6' cord, White		\$380



### Vertical

USPCD	2.5" x 10.5" x 2"D, (3) Power, (1) CAT 5 Data on Front Panel, (1) Power on Rear Panel, Switched Power, 8' cord	2	\$252
-------	----------------------------------------------------------------------------------------------------------------	---	-------




# ACCESSORIES

## Miscellaneous



Digital Lock			
Model Number	Description	Wgt	List Price
DL	Digital Lock, 3.9"W x 2"L x 3"H	2	\$310

Keyboard Trays			
Model #	Description	Wgt	List Price
AAKT001	Sliding Keyboard Tray, 22.75"W x 12"D	7	\$90
AAKT003	Articulating Keyboard Mechanism, 30"W x 20"D, Adjustable height	20	\$309



Pencil Drawers			
Model Number	Description	Wgt	List Price
MCD1817	18"W x 17"D x 2"H, Welded steel, core removable lock	10	\$310




CPU Holders			
Model #	Description	Wgt	List Price
ACPU-CS-10	5.25 - 9.25"W x 15.375 - 21"H, Stationary Bracket	10	\$131
ACPU-CS-11	5.25 - 9.25"W x 15.375 - 21"H, Rotating CPU Holder	12	\$162



Ganging Plate			
Model Number	Description	Wgt	List Price
Ganging Plate	11 Gauge, 4" x 12" Steel, Flat Black Powder coat, inserts and (4) knobs included	1	\$26



Totes			
Model Number	Description	Wgt	List Price
TBA-150	3" tote letter bin 10.75"W x 13.25"D x 3.25" H includes lid, gloss finish	1	\$20
TBB-160	5" tote letter bin 10.75"W x 13.25"D x 5.25" H includes lid, gloss finish	2	\$22
TBC-120	Stowaway bin 8.25"W x 13.75"D x 5.75" H includes lid, gloss finish	2	\$26
TBD-110	Half-Stowaway bin 7"W x 8.25"D x 5.75" H includes lid, gloss finish	2	\$28

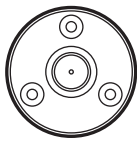


Surfboard Marker Board			
Model Number	Description	Wt.	List Price
SFB-1824	18"W x 24"L		\$155
SFB-SMB	Table Side Mounting Bracket for Surfboard - available in full range of powder coat colors.		\$56
SFB-TMB	Table Top Mounting Bracket for Surfboard - available in black		\$56



# Ideaboard

## Modular Whiteboard System Lightweight Panels and Magnetic Wall Mounts



NOT TO SCALE

IDA4-MTK



IDA4-1818



IDA4-1842



IDA4-2442

**General Specification:**

Whiteboard panels are 0.5" thick dense foam core with white markerboard surface and charcoal gray plastic back surface. Corner pieces are gray molded high-impact plastic with inset magnet and receptacle for mounting. Frameless whiteboard edges are black. Wall Mounts are formed of high-impact plastic with inset magnet, adhesive backer and three screw holes for permanent wall mounting.

**Standard sizes:**

- 18.4" x 18.4"
- 18.4" x 42"
- 24" x 42"

		<b>Ideaboard</b>	
<b>Model Number</b>	<b>Item Description</b>	<b>Wt.</b>	<b>List Price</b>
IDA4-MTK	Ideaboard Mounting Kit, 4-pack Contains 4 wall mounts, anchor screws, wood screws, push pins, mounting template	5	\$100
IDA4-1818	Ideaboard 18" x 18" whiteboard, 4-pack	12	\$741
IDA4-1842	Ideaboard 18" x 42" whiteboard, 4-pack	23	\$1,056
IDA4-2442	Ideaboard 24" x 42" whiteboard, 4-pack	29	\$1,112

Note: Each Ideaboard whiteboard 4-pack contains 1 mounting kit.

# TERMS AND CONDITIONS

**Prices:** All prices are F.O.B. the factory. Prices and specifications are subject to change without notice. Prices do not include applicable taxes, special handling or installation charges. Possession of a price list is not an offer to or agreement to sell. We reserve the right to change prices without notice. We are not responsible for typographical errors. In the event a price or description is found to be incorrect, the correct information will be communicated to you when the order is received.

**Credit Terms:** Open account status is only granted after a completed credit application is received and approved.

**Payment Terms:** Terms for open account are net 30 days. Terms for orders without open account will be determined by Silver Street, Incorporated on an order-by-order basis and may require prepayment or a 50% deposit with order and the balance prepaid before shipment.

**Orders:** Orders must be in writing. Faxed orders are acceptable. Processing of orders will not begin until a signed acknowledgement is received.

**Acknowledgements:** Orders are accepted, manufactured and invoiced based on written acknowledgements issued by Silver Street, Incorporated. All orders are considered correct as acknowledged. Notify Silver Street, Incorporated immediately of any order discrepancies. Acknowledged orders may not be changed or cancelled without written consent from Silver Street, Incorporated.

**Changes to orders:** Changes to orders already in process may be subject to a fee covering the cost to make the requested change. If a fee is necessary a written authorization of acceptance will be required. All requests for changes are subject to approval by Silver Street, Incorporated.

**Cancellation of orders:** All orders received by Silver Street, Incorporated are considered firm and cannot be cancelled without our approval. A cancellation fee may be required based upon cost incurred by Silver Street, Incorporated prior to receipt of a cancellation request.

**Returns:** Returns are not accepted without a Return Goods Authorization issued by Silver Street, Incorporated. Unauthorized returns will not be accepted. Returns may be subject to a restocking fee.

**Shipping Terms:** All orders will be shipped F.O.B. shipping point with freight charged collect. Shipping weights listed are net.


**Routing:** Shipments will be routed "best way" or as specified. Instructions will be followed as closely as possible, however, Silver Street, Incorporated reserves the right to make changes due to local conditions or other circumstances.

**Freight Damage:** Legal title to merchandise passes to the buyer upon acceptance by the carrier. All cartons must be carefully inspected at the time of delivery. Visible damage should be noted on the delivery receipt. In the case of concealed damage, the carrier must be notified within (5) days. It is the buyer's obligation to seek recourse against the shipper.

**Shortages:** Shipments should be inspected upon receipt for shortages. Shortages must be reported to Silver Street, Incorporated in writing within (5) days of receipt.

**Shipping Address:** **mediatechnologies®**  
A division of Silver Street, Inc.  
892 Industrial Park Drive  
Shelby, MI 49455

**Warranty:** All items manufactured by Silver Street, Incorporated, home of mediatechnologies® are guaranteed against defects for a period of five (5) years from the date of purchase. We will repair or replace, in our discretion, any defective item without cost to our customer. This is customer's sole and exclusive remedy against us. No delay in shipment or delivery shall give rise to any liability for damages whatsoever. We are not liable for defects caused by customer or any third party. Customer is not authorized to make any repairs whatsoever or to deduct any amount from the purchase price. In no event shall our liability under this warranty exceed the purchase price. In no event shall we be liable for incidental, special or consequential damages. We disclaim all other warranties, express or implied, as to any matter whatsoever, including without limitation, quality, design, performance, specifications, samples, condition, merchantability and fitness for any particular purpose. No action may be commenced for breach of the warranty more than six months after the cause of action accrues and any such action may only be brought in the county of Oceana, State of Michigan.



Visit our website at  
[www.mediatechnologies.com](http://www.mediatechnologies.com)  
to see all the products we offer..





[www.mediatechnologies.com](http://www.mediatechnologies.com)

892 Industrial Park Drive  
Shelby, MI 49455  
P: 231.861.2194  
F: 231.861.6678  
[www.mediatechnologies.com](http://www.mediatechnologies.com)  
[sales@mediatechnologies.com](mailto:sales@mediatechnologies.com)

P1701

PURE *M*ICHIGAN®